


**EXPORT**



**GENERAL APPLICATION CATALOG**  
**CATÁLOGO GENERAL DE APLICACIONES**  
**2011**

<b>Index</b> <b>Índice</b>	<b>Page</b> <b>Página</b>
Applications <i>Aplicaciones</i>	4
Tractors and Other <i>Tractores y Otros</i>	118
Drawings Brake Pads <i>Dibujos de Pastillas Para Freno</i>	120
Disc Brake Pads <i>Pastillas para Freno a Disco</i>	172
Conversion Table of the Brake Pads <i>Tabla de Conversión de las Pastillas de Freno</i>	189
Drawings Brake Shoes <i>Dibujos de Zapatas para Freno</i>	196
Conversion Table of the Brake Shoes <i>Tabla de Conversión de las Zapatas de Freno</i>	206
Drawings of Brake Pads and Shoes for Motorcycles <i>Dibujos de Pastillas y Zapatas de Frenos para Motos</i>	208
Motorcycles Applications <i>Aplicaciones para Motos</i>	210
Conversion Table Pads and Shoes for Motorcycles <i>Tabla de Conversion de Pastillas y Zapatas para Motos</i>	214
Clutch Facing Application <i>Aplicaciones Revestimientos de Embrague</i>	215
Clutch Facing Dimensions <i>Dimensiones de Revestimientos de Embrague</i>	243
Conversion Table Clutch Facing <i>Tabla de Conversion de Revestimientos de Embrague</i>	247
Diagrams of Bored of Revestimiento de Embrage <i>Diagramas de Agujereado de Revestimiento de Embrage</i>	248
Blocks and Linings Brake Dimension <i>Conversion de Bloques y Fricciones para Freno</i>	250
Moulded Roll Linings <i>Guarniciones Moldeadas en Rollos</i>	254
Woven Roll Linings <i>Guarniciones Tranzadas en Rollos</i>	255
Universal Flat Sheets <i>Planchas Planas Universales</i>	256
Flexible Molded Slabs <i>Tejas Moldeadas Flexibles</i>	256
Oil Blocks <i>Tacos Petroleros</i>	256
Rivets Table <i>Tabla de Remaches</i>	257

MODEL / MODELO	YEAR - AÑO	FRONT DELANTERA	SYSTEM SISTEMA	BACK TRASERA	SYSTEM SISTEMA	OBS.
<b>ACOPLADOS Y SEMIRREMOLQUES</b>						
CARRETONES				AC/16		
CONSTRUCCIONES METALURGICAS				9052		
CONSTRUCCIONES METALURGICAS				4311-RA		
GALLARETA - FANGIO				4311-RA		

<b>ACURA</b>						
CL	97 / 99	PD/397	Akebono	PD/554		
INTEGRA	94 / 01	PD/782		PD/398		
INTEGRA R	00 / 01	PD/449		PD/554		
MDX 3.5L	05 / 06	PD/561		PD/735		Disco sólido con seguro en la zapata
RDX	08 /	PD/809		PD/690		
RSX	02 / 06			PD/554		
SLX	96 / 99			PD/693		
TL	97 / 98			PD/554		
TL 3.5L / 3.7L				PD/1073		
TL 3.2L	05 / 08	PD/719		PD/690		
TSX	04 / 06			PD/554		
TSX 2.4L / 3.5L	09 / 10	PD/719		PD/1088		
VIGOR	94			PD/554		

<b>AGRALE</b>						
416	Todos			287		
420	Todos			287		
4.100	Todos			TR/315		
4.200	Todos			TR/316		
4.300	Todos			TR/316		
6.000	99 /	PD/102	Varga	FD/72	Bendix	
8.500	97 /	FD/77	Master	FD/77	Master	
9.200	03 /	FD/59	Master	FD/59	Master	
13000	07 /	FD/86	Master	FD/87	Master	
1.600 D	85 / 90	2042-A	Bendix	FD/71		
1.600 D	90 / 94	PD/102	Varga	FD/72	Bendix	
1.600 D 4x4	85 / 89	PD/19-C	Bendix	FD/71		
1.800 D	88 / 90	2042-A	Bendix	FD/71		
1.800 D	90 / 94	PD/102	Varga	FD/72	Bendix	
13.000 6x2	07 /	FD/86	Master	FD/87	Master	
4.500 D	94 / 97	PD/102	Varga	FD/72	Bendix	
5.000 D	94 / 98	PD/102	Varga	FD/72	Bendix	
7.000 D	93 /	FD/77	Master	FD/77	Master	
7.500 TD	94 /	FD/77	Master	FD/77	Master	
FURGOVAN 6.000	99 /	PD/102	Varga	FD/72	Bendix	
FURGOVAN 8.000	00 /	FD/77	Master	FD/77	Master	
MA 12.0	01 /	FD/88	Master	FD/88	Master	Ônibus
MA 6.0 CHASSIS CARRO FORTE		PD/102	Varga	FD/72	Bosch	
MA 7.0	00 /	FD/77	Master	FD/77	Master	Ônibus
MA 7.5	00 /	FD/77	Master	FD/77	Master	Ônibus
MA 7.9 E-TRONIC	06 /	FD/77	Master	FD/77	Master	Ônibus
MA 8.5 SUPER	02 /	FD/59	Master	FD/59	Master	Ônibus
MA 8.5 SUPER E	02 /	FD/59	Master	FD/59	Master	Ônibus
MA 8.5 TCA	02 /	FD/59	Master	FD/59	Master	Ônibus
MA 8.5 TCE	00 /	FD/77	Master	FD/77	Master	Ônibus
MA 9.2	03 /	FD/59	Master	FD/59	Master	Ônibus
MARRUA AM 100 / AM 100 CC	08 /	PD/332	Bosch	FD/78	Bosch	
MARRUA AM 100 CD / AM 100 CD CC	08 /	PD/332	Bosch	FD/78	Bosch	
MARRUA AM 150 / AM 150 CC	08 /	PD/332	Bosch	FD/78	Bosch	
MARRUA AM 150 CD / AM 150 CD CC	08 /	PD/332	Bosch	FD/78	Bosch	
MARRUA AM 20	08 /	PD/332	Bosch	FD/78	Bosch	
MARRUA AM 200 / AM 200 CC	08 /	PD/332	Bosch	FD/78	Bosch	
MARRUA AM 200 CD / AM 200 CD CC	08 /	PD/332	Bosch	FD/78	Bosch	
MARRUA AM 50 / AM 50 L	08 /	PD/332	Bosch	FD/78	Bosch	
MT 12.0	01 /	FD/88	Master	FD/88	Master	Ônibus

MODEL / MODELO	YEAR - AÑO	FRONT DELANTERA	SYSTEM SISTEMA	BACK TRASERA	SYSTEM SISTEMA	OBS.
<b>AGRALE</b>						
TX-1.100	81 / 82	2006-T	Bendix	2080-T	Bendix	
TX-1.200	83 / 84	2006-T	Bendix	2080-T	Bendix	
TX-1.600	85 / 90	2042-A	Bendix	FD/71		

<b>ALFA ROMEO</b>						
2.150	70 / 73	PD/9	Varga			
2.300	74 / 78	PD/1	Teves	PD/5	Teves	
145 1.3 ie	94 / 97	PD/335-A	Girling	PD/430	Girling	
145 1.3 ie	95 / 97	PD/433-B	Teves	PD/430	Girling	
145 1.4	94 / 97	PD/335-A	Girling	PD/430	Girling	
145 1.4 TDS L	98 /	PD/403-B	Teves	PD/439	Girling	
145 1.4 TS 16V	97 /	PD/403-B	Teves	PD/439	Girling	
145 1.6	95 / 97	PD/433-B	Teves	PD/430	Girling	
145 1.6	94 / 97	PD/335-A	Girling	PD/430	Girling	
145 1.6	97 /			PD/439	Girling	
145 1.6 Montreal	98 /	PD/403-B	Teves	PD/439	Girling	
145 1.6 TS 16V	97 /	PD/403-B	Teves	PD/439	Girling	
145 1.7 16V	96 / 97	PD/66-A	Teves	PD/430	Girling	
145 1.7 16V	94 / 97	PD/335-A	Girling	PD/430	Girling	
145 1.8 TS 16V	97 /	PD/66-A	Teves	PD/439	Girling	
145 1.9 TD	95 / 97	PD/433-B	Teves	PD/430	Girling	
145 1.9 TD	97 /	PD/403-B	Teves	PD/439	Girling	
145 1.9 Turbo Diesel	94 / 97	PD/335-A	Girling	PD/430	Girling	
145 2.0 16V Quadrifoglio	10-96 /	PD/66-A	Teves	PD/439	Girling	
145 2.0 TD	94 / 97	PD/335-A	Girling	PD/430	Girling	
145 2.0 TS 16V	95 /	PD/66-A	Teves	PD/430	Girling	
146 1.3	95 / 96	PD/335-A	Girling			
146 1.3	95 / 97	PD/433-B	Teves	PD/430	Girling	
146 1.4	94 / 95	PD/335-A	Girling	PD/430	Girling	
146 1.4 Junior	98 /	PD/403-B	Teves	PD/439	Girling	
146 1.4 TS 16V	97 /	PD/403-B	Teves	PD/439	Girling	
146 1.6	95 / 97	PD/433-B	Teves	PD/430	Girling	
146 1.6	94 / 97	PD/335-A	Girling	PD/430	Girling	
146 1.6 Luxe	95 / 97	PD/335-A	Girling	PD/430	Girling	
146 1.6 TS 16V	97 /	PD/403-B	Teves	PD/439	Girling	
146 1.7	94 / 97	PD/335-A	Girling	PD/430	Girling	
146 1.7 16V	95 / 97	PD/433-B	Teves	PD/430	Girling	
146 1.8 TS 16V	97 /	PD/66-A PD/66-B	Teves	PD/439	Girling	
146 1.8i 16V	06-97 /			PD/439	Girling	
146 1.9 TD	95 / 97	PD/433-B	Teves	PD/430	Girling	
146 1.9 TD	97 /	PD/403-B	Teves	PD/439	Girling	
146 1.9 Turbo Diesel	94 / 97	PD/335-A	Girling	PD/430	Girling	
146 2.0 D TD	95 /	PD/335-A	Girling	PD/430	Girling	
146 2.0 Ti Twin Spark	95 /	PD/66-A PD/66-B	Teves	PD/430	Girling	
146 2.0 TS 16V	95 / 97	PD/66-A PD/66-B	Teves	PD/430	Girling	
146 2.0 TS 16V	98 /	PD/403-B	Teves	PD/439	Girling	
146 2.0i 16V Twin Spark	06-97 /	PD/66-A	Teves	PD/439	Girling	
147	02 / 07	PD/66-A				
155 1.7 i Twin Spark	95 / 97	PD/335-A	Girling	PD/430	Girling	
155 1.8 Twin Spark	92 / 97	PD/335-A	Girling	PD/430	Girling	
155 1.9	92 /	PD/483-A	Girling	PD/430	Girling	
155 2.0	92 /	PD/483-A	Girling	PD/430	Girling	
155 2.0 16V Turbo	95 / 98	PD/66-A PD/66-B	Teves	PD/430	Girling	
155 2.0 TD	/ 97	PD/400-A	Girling	PD/334	Girling	
155 2.0 TD	94 / 99	PD/335-A	Girling			
155 2.0 TD	94 / 99	PD/484-A	Girling	PD/430	Girling	
155 2.0 TS 16V Turbo Q4	92 / 97			PD/439	Girling	
155 2.0 Twin Spark	92 / 96	PD/335-A	Girling	PD/430	Girling	
155 2.5	92 /	PD/483-A	Girling	PD/430	Girling	
155 2.5 TD	94 / 99	PD/335-A	Girling			
155 2.5 TD	94 / 99	PD/484-A	Girling	PD/430	Girling	
155 2.5 TD V6	/ 97	PD/400-A	Girling	PD/334	Girling	

MODEL / MODELO	YEAR - AÑO	FRONT DELANTERA	SYSTEM SISTEMA	BACK TRASERA	SYSTEM SISTEMA	OBS.
<b>ALFA ROMEO</b>						
155 2.5 V6	94 / 98	PD/335-A	Girling	PD/430	Girling	
155 2.5 V6	95 / 99	PD/66-A PD/66-B	Teves	PD/430	Girling	
156	02 / 04	PD/66-B		PD/451		
156 1.6 i	98 /	PD/66-A PD/66-B	Teves	PD/451	Girling	
156 1.8 i	98 /	PD/66-A PD/66-B	Teves	PD/451	Girling	
156 1.9 TD	98 /	PD/66-A PD/66-B	Teves	PD/451	Girling	
156 2.0 Ti Twin Spark	97 /	PD/66-A PD/66-B	Teves	PD/451	Girling	
156 2.4 JTD	09-97 / 08-05	PD/66-A PD/66-B	Teves	PD/451	Girling	
156 2.5 i V6	03 /	PD/66-A	Teves			
156 2.5 V6 Twin Spark	97 /	PD/66-A PD/66-B	Teves	PD/451	Girling	
164 2.0 i Twin Spark	/ 95	PD/483-A	Girling	PD/334	Girling	
164 2.0 Turbo Intercooler	/ 95	PD/483-A	Girling	PD/334	Girling	
164 2.5 TD V6 24V	/ 94	PD/483-A	Girling	PD/334	Girling	
164 3.0 i Confort	/ 94	PD/483-A	Girling	PD/334	Girling	
164 3.0 V6 12V	90 / 97	PD/483-A	Girling	PD/334	Girling	
164 3.0 V6 24V	95 / 97	PD/483-A	Girling	PD/334	Girling	
164 3.0 V6 Q4	93 / 99	PD/483-A	Girling	PD/451	Girling	
166	02 / 03			PD/451		
166 16 VTS	98 / 00	PD/66-A	Teves	PD/451	Girling	
166 2.4 JTD	98 / 00	PD/66-A	Teves	PD/451	Girling	
166 2.5 V6 24V	98 / 00	PD/66-A	Teves	PD/451	Girling	
166 3.0 V6 24V	98 / 00	PD/66-A	Teves	PD/451	Girling	
33 1.7 i 4WD	90 / 95	PD/400-A	Girling			
33 1.7 i Quadrifoglio	90 / 95	PD/400-A	Girling	PD/430	Girling	
33 1.7 Quadrifoglio 16V	89 / 95	PD/400-A	Girling	PD/430	Girling	
GTV 1.8 16V	98 / 00	PD/403-B	Teves			
GTV 2.0 TS 16V	96 / 00	PD/66-A	Teves	PD/430	Girling	
GTV 2.0 Twin Spark	95 / 00	PD/484-A	Girling			
GTV 2.0 V6 Turbo	96 / 00	PD/66-A	Girling	PD/430	Girling	
GTV 3.0	96 / 00	PD/66-A	Teves	PD/430	Girling	
SPIDER 2.0 TS 16V	96 / 00	PD/66-A	Teves	PD/430	Girling	
SPIDER 3.0 V6	96 / 00	PD/66-A	Teves	PD/430	Girling	
TI-4	77 / 86	PD/1	Teves	PD/5	Teves	

<b>AM GENERAL</b>						
HUMMER H2	03 / 04	PD/571		PD/572		

<b>ANTONINI</b>						
CARRETA	98 /			CA/32	Master	

<b>ASIA MOTORS</b>						
TOPIC FULL	93 /	PD/331	Akebono	KI/133-CP		
TOPIC STD	93 /	PD/331	Akebono	KI/133-CP		
TOPIC VAN	93 /	PD/331	Akebono	KI/133-CP		
TOWNER COACH	93 /	PD/330	Akebono	AM/323-CP		
TOWNER FULL	93 /	PD/330	Akebono	AM/323-CP		
TOWNER VAN	93 /	PD/330	Akebono	AM/323-CP		

<b>ASTIVIA</b>						
ACOPLADOS Y SEMIRREMOLQUES				9251/8		
ACOPLADOS Y SEMIRREMOLQUES				CA/32		
CARRETONES	94 / 99			MB/186-RA-L		
CARRETONES	99 /			MB/193-L		

<b>AUDI</b>						
A3	99 / 00	PD/384-A		PD/59		
A3	99 / 01	PD/58		PD/59		
A3	00 /	PD/384-A		PD/58		
A3	00 /	PD/384		PD/334		
A3	08 /			PD/1030		
A3 2.0L	06 / 07	PD/1000		PD/1030		
A3 1.6	96 / 98	PD/367	Bosch	PD/334	Girling	Importado

MODEL / MODELO	YEAR - AÑO	FRONT DELANTERA	SYSTEM SISTEMA	BACK TRASERA	SYSTEM SISTEMA	OBS.
<b>AUDI</b>						
A3 1.6	99 / 03-02	PD/58 PD/58-B	Teves	PD/362	Girling	
A3 1.6	04-02 /	PD/73 PD/73-B	Teves	PD/362	Girling	
A3 1.6 / 1.8	98 /	PD/367	Teves	PD/362	Girling	
A3 1.6 / 1.8 / 1.8 T / 2.0	97 /	PD/58 PD/58-B	Teves	PD/362	Girling	
A3 1.6 FSi	03-03 /	PD/1000-B	Teves			
A3 1.6i	03-03 /	PD/1000-B	Teves			
A3 1.8	96 / 98	PD/367	Bosch	PD/334	Girling	Importado
A3 1.8	99 / 03-02	PD/58 PD/58-B	Teves	PD/362	Girling	
A3 1.8	04-02 /	PD/73 PD/73-B	Teves	PD/362	Girling	
A3 1.8 20V T	08-96/	PD/340-B	Teves	PD/362	Girling	
A3 1.8 T	96 /	PD/384	Teves	PD/362	Girling	
A3 1.8 TFSi	03-03 /	PD/1000-B	Teves			
A3 1.9 TDi	97 /			PD/362	Girling	
A3 1.9 TDi	03-03 /	PD/1000-B	Teves			
A3 2.0 FSi	03-03 /	PD/1000-B	Teves	PD/1030	Lucas	
A3 2.0 FSi QUATTRO	03-03 /	PD/1000-B	Teves	PD/1030	Lucas	
A3 2.0 TDi	03-03 /	PD/1000-B	Teves	PD/1030	Lucas	
A3 2.0 TDi QUATTRO	03-03 /	PD/1000-B	Teves	PD/1030	Lucas	
A3 3.2i V6 QUATTRO	03-03 /			PD/1030	Lucas	
A3 CONVERSIVEL 1.8 TFSi	04-08 /	PD/1000-B	Teves	PD/1030	Lucas	
A3 QUATRO 1.8i T	98 /	PD/340-B	Teves	PD/362	Girling	
A3 QUATRO S3 1.8i	03-99 /	PD/340-B	Teves	PD/362	Girling	
A3 QUATTRO	09 /	PD/1000-B	Teves	PD/1030	Lucas	
A3 S3 QUATTRO	11-06 /			PD/1030	Lucas	
A3 SPORTBACK 1.6 FSi	03-03 /	PD/1000-B	Teves			
A3 SPORTBACK 1.6i	03-03 /	PD/1000-B	Teves			
A3 SPORTBACK 1.8 TFSi	03-03 /	PD/1000-B	Teves			
A3 SPORTBACK 1.9 TDi	03-03 /	PD/1000-B	Teves			
A3 SPORTBACK 2.0 FSi	03-03 /	PD/1000-B	Teves	PD/1030	Lucas	
A3 SPORTBACK 2.0 FSi QUATTRO	03-03 /	PD/1000-B	Teves	PD/1030	Lucas	
A3 SPORTBACK 2.0 TDi	03-03 /	PD/1000-B	Teves	PD/1030	Lucas	
A3 SPORTBACK 2.0 TDi QUATTRO	03-03 /	PD/1000-B	Teves	PD/1030	Lucas	
A3 SPORTBACK 3.2i V6 QUATTRO	03-03 /			PD/1030	Lucas	
A3 SPORTBACK S3 QUATTRO	11-06 /			PD/1030	Lucas	
A4	05 / 06			PD/592-B		
A4	09 /			PD/1030	Lucas	
A4	96 / 00	PD/384 PD/384-A		PD/334		
A4	01 /	PD/384-A		PD/334		
A4	02 / 04	PD/525-A		PD/59		
A4	06 / 08			PD/1030		
A4 (Respaldo 12mm)	94 /	PD/336	Girling	PD/334	Girling	Discos Sólidos
A4 (Respaldo 12mm)	94 /	PD/329	Girling	PD/334	Girling	Discos Ventilados
A4 (Respaldo 12mm)	97 /	PD/336	Girling	PD/362	Girling	Discos Sólidos
A4 (Respaldo 8,7mm)	97 /	PD/413	Girling	PD/362	Girling	Discos Ventilados
A4 1.6 (8E2, B6)	11-00 /	PD/525-A	Teves	PD/362	Girling	
A4 1.6 (Respaldo 15mm)	97 /	PD/467	Girling	PD/334	Girling	Discos Sólidos
A4 1.6 (Respaldo 15mm)	97 /	PD/466	Girling	PD/334	Girling	Discos Ventilados
A4 1.6 (Respaldo 8,7mm)	97 /	PD/443	Girling	PD/362	Girling	Discos Sólidos
A4 1.8	94 /	PD/384 PD/384-A	Teves			
A4 1.8	94 /	PD/336	Girling	PD/334	Girling	
A4 1.8 (Respaldo 15mm)	97 /	PD/467	Girling	PD/334	Girling	Discos Sólidos
A4 1.8 (Respaldo 15mm)	97 /	PD/466	Girling	PD/334	Girling	Discos Ventilados
A4 1.8 (Respaldo 8,7mm)	97 /	PD/443	Girling	PD/362	Girling	Discos Sólidos
A4 1.8iT	11-04 / 10-07			PD/1030	Lucas	
A4 1.8iT QUATTRO	11-04 / 10-07			PD/1030	Lucas	
A4 1.8T CONVERSIVEL	07-02 /	PD/525-A	Teves	PD/362	Girling	
A4 1.8T (8E2, B6)	11-00 /	PD/525-A	Teves	PD/362	Girling	

MODEL / MODELO	YEAR - AÑO	FRONT DELANTERA	SYSTEM SISTEMA	BACK TRASERA	SYSTEM SISTEMA	OBS.
<b>AUDI</b>						
A4 1.8T (B5/8D)	11-94 / 09-01	PD/525-A	Teves	PD/362	Girlinging	
A4 1.8T CONVERSÍVEL	05-03 /	PD/525-A	Teves	PD/362	Girlinging	
A4 1.8T QUATTRO (8E2, B6)	11-00 /	PD/525-A	Teves	PD/362	Girlinging	
A4 1.8T QUATTRO (B5/8D)	11-94 / 09-01	PD/525-A	Teves	PD/362	Girlinging	
A4 1.9 TDI (8E2, B6)	11-00 /	PD/525-A	Teves	PD/362	Girlinging	
A4 1.9 TDI (B5/8D)	11-94 / 09-01	PD/525-A	Teves	PD/362	Girlinging	
A4 1.9 Tdi (Respaldo 15mm)	97 /	PD/467	Girlinging	PD/334	Girlinging	Discos Sólidos
A4 1.9 Tdi (Respaldo 15mm)	97 /	PD/466	Girlinging	PD/334	Girlinging	Discos Ventilados
A4 1.9 Tdi (Respaldo 8,7mm)	97 /	PD/443	Girlinging	PD/362	Girlinging	Discos Sólidos
A4 1.9 TDI QUATTRO (8E2, B6)	11-00 /	PD/525-A	Teves	PD/362	Girlinging	
A4 1.9 TDI QUATTRO (B5/8D)	11-94 / 09-01	PD/525-A	Teves	PD/362	Girlinging	
A4 2.0 (8E2, B6)	11-00 /	PD/525-A	Teves	PD/362	Girlinging	
A4 2.0 FSI (8E2, B6)	07-02 /	PD/525-A	Teves	PD/362	Girlinging	
A4 2.0 TDI	11-04 / 10-07			PD/1030	Lucas	
A4 2.0 TFSi	11-04 / 10-07			PD/1030	Lucas	
A4 2.0 TFSi QUATTRO	11-04 / 10-07			PD/1030	Lucas	
A4 2.0i	11-04 / 10-07			PD/1030	Lucas	
A4 2.4 (8E2, B6)	09-01 /	PD/525-A	Teves	PD/362	Girlinging	
A4 2.4 (B5/8D)	11-94 / 09-01	PD/525-A	Teves	PD/362	Girlinging	
A4 2.4 30V	97 /	PD/384-A	Teves	PD/362	Girlinging	
A4 2.4 CONVERSÍVEL	04-02 /	PD/525-A	Teves	PD/362	Girlinging	
A4 2.4 QUATTRO (B5/8D)	11-94 / 09-01	PD/525-A	Teves	PD/362	Girlinging	
A4 2.5 TDI	11-04 / 10-07			PD/1030	Lucas	
A4 2.5 TDI (B5/8D)	11-94 / 09-01	PD/525-A	Teves	PD/362	Girlinging	
A4 2.5 TDI (8E2, B6)	11-00 /	PD/525-A	Teves	PD/362	Girlinging	
A4 2.5 TDI CONVERSÍVEL	08-02 /	PD/525-A	Teves	PD/362	Girlinging	
A4 2.5 TDI QUATTRO (8E2, B6)	11-00 /	PD/525-A	Teves	PD/362	Girlinging	
A4 2.5 TDI QUATTRO (B5/8D)	11-94 / 09-01	PD/525-A	Teves	PD/362	Girlinging	
A4 2.6 (B5/8D)	11-94 / 09-01	PD/525-A	Teves	PD/362	Girlinging	
A4 2.6 QUATTRO (B5/8D)	11-94 / 09-01	PD/525-A	Teves	PD/362	Girlinging	
A4 2.7 TDI	11-04 / 10-07			PD/1030	Lucas	
A4 2.8	94 /	PD/384-A	Teves	PD/334	Girlinging	Importado
A4 2.8 (B5/8D)	11-94 / 09-01	PD/525-A	Teves	PD/362	Girlinging	
A4 2.8 QUATTRO (B5/8D)	11-94 / 09-01	PD/525-A	Teves	PD/362	Girlinging	
A4 3.0 (8E2, B6)	11-00 /	PD/525-A	Teves	PD/362	Girlinging	
A4 3.0 CONVERSÍVEL	04-02 /	PD/525-A	Teves	PD/362	Girlinging	
A4 3.0 QUATTRO CONVERSÍVEL	05-03 /	PD/525-A	Teves	PD/362	Girlinging	
A4 3.0 QUATTRO (8E2, B6)	11-00 /	PD/525-A	Teves	PD/362	Girlinging	
A4 3.0 TDI	11-04 / 10-07			PD/1030	Lucas	
A4 AVANT	98 / 00	PD/384-A		PD/334		
A4 AVANT 1.8i T	11-04 / 10-07			PD/1030	Lucas	
A4 AVANT 1.8i T QUATTRO	11-04 / 10-07			PD/1030	Lucas	
A4 AVANT 2.0 TDI	11-04 / 10-07			PD/1030	Lucas	
A4 AVANT 2.0 TFSi	11-04 / 10-07			PD/1030	Lucas	
A4 AVANT 2.0 TFSi QUATTRO	11-04 / 10-07			PD/1030	Lucas	
A4 AVANT 2.0i	11-04 / 10-07			PD/1030	Lucas	
A4 AVANT 2.0i	11-04 / 10-07			PD/1030	Lucas	
A4 AVANT 2.5 TDI	11-04 / 10-07			PD/1030	Lucas	
A4 AVANT 2.7 TDI	11-04 / 10-07			PD/1030	Lucas	
A4 AVANT 3.0 TDI	11-04 / 10-07			PD/1030	Lucas	
A4 Quatro (Respaldo 15mm)	97 /	PD/467	Girlinging	PD/334	Girlinging	Discos Sólidos
A4 Quatro (Respaldo 15mm)	97 /	PD/466	Girlinging	PD/334	Girlinging	Discos Ventilados
A4 Quatro (Respaldo 8,7mm)	97 /	PD/443	Girlinging	PD/362	Girlinging	Discos Sólidos
A4 QUATTRO	05 / 06			PD/592-B		
A4 QUATTRO	07 /			PD/1030	Lucas	
A4 QUATTRO	98 / 00	PD/384		PD/334		
A4 QUATTRO	98 / 00	PD/384-A		PD/334		
A4 QUATTRO	01 / 04	PD/525-A		PD/59		
A6	05 / 06			PD/592-B		
A6	05 / 09			PD/1030	Lucas	
A6	97 / 00	PD/384		PD/334		
A6	97 / 00	PD/384-A		PD/334		

MODEL / MODELO	YEAR - AÑO	FRONT DELANTERA	SYSTEM SISTEMA	BACK TRASERA	SYSTEM SISTEMA	OBS.
<b>AUDI</b>						
A6	00 /	PD/525-A		PD/59		
A6	01 /	PD/384		PD/334		
A6	01 /	PD/384-A		PD/334		
A6	02 /	PD/525-A		PD/59		
A6	05 / 09			PD/1030		
A6 (Respaldo 12mm)	94 /	PD/336	Girling	PD/334	Girling	Discos Sólidos
A6 (Respaldo 12mm)	97 /	PD/336	Girling	PD/362	Girling	Discos Sólidos
A6 1.8	94 /	PD/384 PD/384-A	Teves			
A6 1.8T	01-97 /	PD/525-A	Teves	PD/362	Girling	
A6 1.8T QUATTRO	01-97 /	PD/525-A	Teves	PD/362	Girling	
A6 1.9 TDI	01-97 /	PD/525-A	Teves	PD/362	Girling	
A6 2.0	08-01 /	PD/525-A	Teves	PD/362	Girling	
A6 2.0 TDi	05-04 /			PD/1030	Lucas	
A6 2.0 TFSi	05-04 /			PD/1030	Lucas	
A6 2.4	02-97 /	PD/525-A	Teves	PD/362	Girling	
A6 2.4 QUATTRO	02-97 /	PD/525-A	Teves	PD/362	Girling	
A6 2.4i	05-04 /			PD/1030	Lucas	
A6 2.4i QUATTRO	05-04 /			PD/1030	Lucas	
A6 2.5 TDI	02-97 /	PD/525-A	Teves	PD/362	Girling	
A6 2.5 TDI QUATTRO	07-97 /	PD/525-A	Teves	PD/362	Girling	
A6 2.7i QUATTRO	05-04 /			PD/1030	Lucas	
A6 2.8	94 /	PD/384-A	Teves	PD/334	Girling	Importado
A6 2.8	02-97 /	PD/525-A	Teves	PD/362	Girling	
A6 2.8 FSi QUATTRO	05-04 /			PD/1030	Lucas	
A6 2.8 QUATTRO	02-97 /	PD/525-A	Teves	PD/362	Girling	
A6 3.0 TDi QUATTRO	05-04 /			PD/1030	Lucas	
A6 3.0i QUATTRO	05-04 /			PD/1030	Lucas	
A6 3.2 FS	05-04 /			PD/1030	Lucas	
A6 3.2 FSi	05-04 /			PD/1030	Lucas	
A6 ALLROAD 2.7 TDi QUATTRO	05-06 /			PD/1030	Lucas	
A6 ALLROAD 3.0 TDi QUATTRO	05-06 /			PD/1030	Lucas	
A6 ALLROAD 3.2 FSi QUATTRO	05-06 /			PD/1030	Lucas	
A6 ALLROAD 4.2 FSi QUATTRO	05-06 /			PD/1030	Lucas	
A6 AVANT 2.0 TDi	05-04 /			PD/1030	Lucas	
A6 AVANT 2.0 TFSi	05-04 /			PD/1030	Lucas	
A6 AVANT 2.4i	05-04 /			PD/1030	Lucas	
A6 AVANT 2.4i QUATTRO	05-04 /			PD/1030	Lucas	
A6 AVANT 2.7i QUATTRO	05-04 /			PD/1030	Lucas	
A6 AVANT 2.8 FSi QUATTRO	05-04 /			PD/1030	Lucas	
A6 AVANT 3.0 TDi QUATTRO	05-04 /			PD/1030	Lucas	
A6 AVANT 3.0i QUATTRO	05-04 /			PD/1030	Lucas	
A6 AVANT 3.2 FS	05-04 /			PD/1030	Lucas	
A6 AVANT 3.2 FSi	05-04 /			PD/1030	Lucas	
A6 QUATTRO	05 / 06			PD/592-B		
A6 QUATTRO	05 / 09			PD/1030	Lucas	
A6 QUATTRO	97 / 00	PD/1034		PD/334		
A6 QUATTRO	98 / 01	PD/384 PD/384-A		PD/59		
A6 QUATTRO	02 /	PD/525-A		PD/59		
A6 QUATTRO	03 / 04			PD/59		
A6 QUATTRO	03 / 04	PD/1055		PD/59		
A6 QUATTRO	05 / 06			PD/1030		
A8	97 / 00	PD/384 PD/384-A		PD/334		
A8	01 /	PD/525-A		PD/59		
A8 (Respaldo 12mm)	94 /	PD/336	Girling	PD/334	Girling	Discos Sólidos
A8 QUATTRO	04 /			PD/592-B		
A8 QUATTRO	97 / 01	PD/384 PD/384-A		PD/334		
A8 QUATTRO	05 / 09			PD/592-B		
ALLROAD QUATTRO	01 / 02			PD/59		
ALLROAD QUATTRO	03 /	PD/1055		PD/59		



MODEL / MODELO	YEAR - AÑO	FRONT DELANTERA	SYSTEM SISTEMA	BACK TRASERA	SYSTEM SISTEMA	OBS.
<b>AUDI</b>						
ALLROAD QUATTRO 3.2 FSi	05-06 /			PD/1030	Lucas	
ALLROAD QUATTRO 4.2 Fsi	05-06 /			PD/1030	Lucas	
AUDI 100	93 / 95	PD/384 PD/384-A	Teves	PD/334	Girling	Importado
AUDI 80	94 / 99	PD/336	Girling	PD/334	Girling	
AUDI 90 (Respaldo 12mm)	94 /	PD/329	Girling	PD/334	Girling	Discos Ventilados
CABRIOLET	97 / 98	PD/1034		PD/334		
CABRIOLET (Respaldo 12mm)	94 /	PD/336	Girling	PD/334	Girling	Discos Sólidos
CABRIOLET (Respaldo 15mm)	97 /	PD/467	Girling	PD/334	Girling	Discos Sólidos
CABRIOLET (Respaldo 15mm)	97 /	PD/466	Girling	PD/334	Girling	Discos Ventilados
COUPÉ (Respaldo 12mm)	94 /	PD/329	Girling	PD/334	Girling	Discos Ventilados
RS 4	07 /			PD/592-B		
RS 5	07 /			PD/592-B		
RS 6	03 / 04			PD/592-B		
S 4	04 / 06			PD/592-B		
S3	00 /	PD/384		PD/334		
S4	00 / 01			PD/59		
S4	02 / 03	PD/525-A		PD/59		
S6	02 / 04	PD/1055		PD/59		
TT	09 /	PD/1000 PD/1000-B	Teves	PD/1030	Lucas	
TT	00 / 06	PD/384		PD/59		
TT	08 /			PD/1030		
TT 1.8 20V	99 /	PD/58 PD/58-B	Teves			
TT 1.8i T ROADSTER	98 /	PD/340-B	Teves	PD/362	Girling	
TT 2.0 TFSI	01-06 /			PD/1030	Lucas	
TT 2.0 TURBO	08 /			PD/1030	Lucas	
TT 3.2 V6 QUATTRO	01-06 /			PD/1030	Lucas	
TT QUATTRO	10 /	PD/1000-B	Teves	PD/1030	Lucas	
TT QUATTRO	00 / 02	PD/384		PD/59		
TT QUATTRO	03 /	PD/340-B		PD/59		
TT QUATTRO	08 /			PD/1030		
TT QUATTRO S	09 /	PD/1000 PD/1000-B	Teves	PD/1030	Lucas	

<b>BISELLI</b>						
CARRETA	/ 78			4515 4515-G		
CARRETA	78 /			CA/32	Master	

<b>BMW</b>						
316 i	90 /	PD/385	Teves	PD/488	Teves	
316 i Compact	94 / 99	PD/385	Teves	PD/488	Teves	
318 Diesel	94 / 99	PD/385	Teves	PD/488	Teves	
318 Diesel Compact	94 / 99	PD/385	Teves	PD/488	Teves	
318 i	90 / 99	PD/385	Teves	PD/488	Teves	
318 i Compact	94 / 99	PD/385	Teves	PD/488	Teves	
320 i	90 /	PD/385	Teves	PD/488	Teves	
323 i	91 /	PD/385	Teves	PD/488	Teves	
325 D	92 / 99	PD/385	Teves	PD/488	Teves	
325 i	/ 99	PD/385	Teves	PD/488	Teves	
325 i	01 / 05	PD/385				
325 i Ci 2.5L	95 / 02	PD/385				
325 i Ci 2.5L	03 / 08	PD/385		PD/716		
328 i	96 /	PD/385	Teves	PD/488	Teves	
328 i	96 / 98	PD/385		PD/488		
328 i	98 / 02	PD/385		PD/488		
330 Ci	01 / 06	PD/1044		PD/1038		
330 i	01 / 05	PD/1044		PD/1038		
330 i CABRIO	01 / 02	PD/385				
525 i 2.5L	02 / 03			PD/488		
530 i 4.4L	01 / 03	PD/1042		PD/488		
540 i 4.4L	97 / 03	PD/1042		PD/488		

MODEL / MODELO	YEAR - AÑO	FRONT DELANTERA	SYSTEM SISTEMA	BACK TRASERA	SYSTEM SISTEMA	OBS.
<b>BMW</b>						
740 i 4.4L	00 / 01	PD/1042		PD/488		
740 iL 4.4L	98 / 01	PD/1042		PD/488		
M3 2.0L	95 / 98	PD/1003		PD/488		
M3 3.2L	03 / 06	PD/1044		PD/1038		
M3 3.3L	99 / 02	PD/1003		PD/1038		
M5	99 / 00	PD/1042		PD/1038		
SÉRIE 3 (E36)	91 / 99	PD/385	Teves	PD/488	Teves	
X3	04 / 09	PD/1044		PD/1038		
X5	00 / 01	PD/1042		PD/1038		
Z3	96 / 02	PD/385		PD/488		
Z3 2.8	97 /	PD/385	Teves	PD/488	Teves	
Z3 M	98 / 02			PD/488		
Z3 Roadster 1.9	96 /	PD/385	Teves	PD/488	Teves	
Z4 3.0L	03 / 07	PD/385		PD/716		
Z4 M 3.2L	07 / 09	PD/1044		PD/1038		

<b>BUICK</b>						
ESTATE WAGON	90	PD/774				
LESABRE WAGON	90	PD/774				
ALLURE	08 / 09	PD/814		PD/677		
PARK 3.8L	94 / 96	PD/564		PD/688		
REGAL 3.8L	94 / 96	PD/519				
REGAL 3.8L	97 /	PD/564		PD/564		
REGAL USA 3.8L	88 / 93	PD/519				
RIVERA 3.8L	95 / 96	PD/697		PD/688		
RIVERA 3.8L	98 / 99	PD/564		PD/688		
ROADMASTER	92 / 96	PD/774				
LUCERNE	06 / 10	PD/814				
ROADMASTER WAGON	91 / 96	PD/774				
SKYLARK	96 / 98	PD/508				
LACROSSE SUPER	08 / 09	PD/814		PD/677		

<b>BPW</b>						
ECO MAX SB/SN6 (SB 3745) - K SERIES	05-03 /			PD/142	Knorr	
SKH SERIES SB/SN6 (SB 3745) - UNI-DISC	05-03 /			PD/142	Knorr	
ECO PLUS SB/SN6 (SB 3745) 19.5" WHEEL - AIR BRAKE	05-03 /			PD/142	Knorr	
ECO PLUS SB/SN7 (SB 4345) 22.5" WHEEL - AIR BRAKE	05-03 /			PD/141	Knorr	
SH SERIES SB/SN7 (SB 4345) - HD	05-03 /			PD/141	Knorr	

<b>CASE</b>						
PÁ CARREGADEIRA W-18	Todos	PD/29		PD/29		
PÁ CARREGADEIRA W-20 B	Todos	PD/29		PD/29		

<b>CADILLAC</b>						
CATERA 3.0L	97 / 01			PD/38	Teves	
CONCOURS	98 / 99	PD/502	Bendix			HD Brakes
CTS 3.5L	03 / 07	PD/747		PD/792		
DEVILLE	90 / 05	PD/502	Bendix			HD Brakes
DEVILLE	00 / 05	PD/571				
DEVILLE	97 / 04	PD/564		PD/709		
DEVILLE	05 /	PD/571		PD/709		
DEVILLE / CONCOURS	94 / 96	PD/697		PD/709		
DEVILLE 4.9L	91 / 93	PD/609				
DTS	06 /	PD/571				Heavy Duty
DTS	06 / 10	PD/814				
ELDORADO	94 / 96	PD/697		PD/709		
ELDORADO	97 /	PD/564		PD/709		
ESCALADE	99 / 06	PD/502	Bendix			
ESCALADE	02	PD/572				
ESCALADE 4WD	03 / 06			PD/760		

MODEL / MODELO	YEAR - AÑO	FRONT DELANTERA	SYSTEM SISTEMA	BACK TRASERA	SYSTEM SISTEMA	OBS.
<b>CADILLAC</b>						
ESCALADE 4X2	04 / 06	PD/572		PD/589		
ESCALADE 4X2	07 / 09	PD/594		PD/731		
ESCALADE 4X4	02 / 06	PD/572		PD/578		
ESCALADE 4X4	07 / 09	PD/594		PD/731		
ESCALADE ESV	03 / 06	PD/572		PD/578		
ESCALADE ESV	07 / 09	PD/594		PD/731		
ESCALADE EXT	03 / 06	PD/572		PD/578		
ESCALADE EXT	07 / 09	PD/594		PD/731		
ESCALADE RWD	03 / 06	PD/572				
FLEETWOOD	90 / 93	PD/502	Bendix			HD Brakes
FLEETWOOD	86 / 96	PD/774				
FLEETWOOD RWD	85	PD/774				
SEVILLE	94 / 96	PD/697		PD/709		
SEVILLE	97 /	PD/564		PD/709		
SEVILLE	98 / 01	PD/564		PD/688		
SEVILLE	03 / 04	PD/1047		PD/1048		
STS	05 / 08	PD/747		PD/792		

<b>CATERPILLAR</b>						
				TR/328		4D 5759
				TR/354		8B 831 8B 832
				4480		3J 2503 3J 2504
				TR/330-S/F		5H 6030
				TR/339		4S 5149
PÁ CARREGAIDEIRA 930		PD/29		PD/29		2V 9135
PÁ CARREGAIDEIRA 966		4601		4601		5K0664

<b>CHARGER</b>						
CARRETA	95 /			FD/81		

<b>CHRYSLER</b>						
CONCORDE USA	93 / 97	PD/396				
300C	05 / 09	PD/805 PD/1020		PD/806		
300M	00 / 04	PD/510				
300M 3.5L	99 / 01	PD/396		PD/701		
300M 3.5L	02 / 04	PD/134		PD/701		
ASPEN	07 / 08	PD/808		PD/759		
CARAVAN	96 / 00	PD/492	K. Hayes			
CARAVAN	01 / 06	PD/580				
CARAVAN	01 / 07	PD/581		PD/582		
CHALLENGER	05 / 09	PD/1020		PD/806		
CHARGER 3.5L / 5.7L	06 / 09	PD/805		PD/806		
CHARGER POLICE 7.4L	06 / 08	PD/1020		PD/806		
CIRRUS	96 / 00	PD/135		PD/392		
CIRRUS	01 / 06	PD/134		PD/392		
CIRRUS	07 / 09			PD/723		
CIRRUS CONV 4.0L	98 / 04	PD/469		PD/683		
CIRRUS COUPE V6	98 / 04	PD/469		PD/683		
CONCORDE	98 / 04	PD/510				
CONCORDE	93 / 97	PD/396		PD/392		
CONCORDE	98 / 04	PD/469		PD/392		
CONCORDE	01 / 02	PD/510		PD/392		
CONCORDE	02 /	PD/134		PD/392		
CORONADO	68 / 72	PD/9		2012-B 2012-BT		
CORONADO	73 / 80	PD/9		8020		
DART	83 / 89	PD/543				
DART DART K 600	84 / 85	PD/543				
DURANGO	00 / 02	PD/623		FD/137-CP		

MODEL / MODELO	YEAR - AÑO	FRONT DELANTERA	SYSTEM SISTEMA	BACK TRASERA	SYSTEM SISTEMA	OBS.
<b>CHRYSLER</b>						
DURANGO	03 / 04	PD/758				
GRAND CARAVAN	96 / 00	PD/492	K. Hayes			
GRAND CARAVAN	01 / 06	PD/580				
GRAND CARAVAN	01 / 07	PD/581		PD/582		
GRAND VOYAGER	96 / 00	PD/396				
GRAND VOYAGER	01 / 07	PD/581		PD/582		
GRAND VOYAGER	08 / 09	PD/1026		PD/300		
INTREPID	98 / 04	PD/510				
INTREPID V6	93 / 94	PD/396	K. Hayes			Rodado 16"
INTREPID V6	95 / 97	PD/492	K. Hayes			Rodado 16"
LE BARON K	83 / 87	PD/543				
LE BARON TURBO	92 / 95	PD/553				
LE BARON TURBO CON "15	92 / 95	PD/553				
LHS	98 / 02	PD/510				
MAGNUM	83 / 88	PD/543				
NEON	95 / 97	PD/395		PD/392		Rodado 13"
NEON	95 / 98	PD/492	K. Hayes	PD/392		Rodado 14"
NEON	99 / 05	PD/510				
NEON 1.8 16V (aro 14")	95 / 98	PD/492	K. Hayes	PD/392	K. Hayes	Aro 14"
NEON 2.0 16V (aro 14")	95 / 98	PD/492	K. Hayes	PD/392	K. Hayes	Aro 14"
NEON SRT-4	03 / 05	PD/531	Teves			
NEW YORKER	85 / 89	PD/543				
NEW YORKER	91 / 94	PD/553				
NEW YORKER / USA	94 / 97	PD/396				
NEW YORKER LH	94 / 95	PD/396		PD/701		
NEW YORKER LHS	96 / 98	PD/396		PD/701		
PACIFICA	04 / 08	PD/763		PD/797		
PHANTOM	87 / 89	PD/543				
PHANTOM	90 / 94	PD/553				
PT CRUISER GT	06 /	PD/531	Teves			
PT CRUISER TURBO	03 / 04	PD/531	Teves			
PT CRUSIER	00 / 09	PD/531	Teves			
PT CRUSIER	00 / 07	PD/531		PD/392		
PT CRUSIER	05 / 09	PD/531		PD/701		
PT CRUSIER R/T	01 / 08	PD/531		PD/701		
SEBRING	01 / 05	PD/134		PD/392		
SEBRING CONV	96 / 00	PD/135		PD/392		
SEBRING CONV	01 / 04	PD/134		PD/392		
SEBRING R/T 4L	97 / 98	PD/469		PD/683		
SEBRING	03 / 05	PD/631				
SHADOW	89 / 90	PD/543				
SHADOW	91 / 94	PD/504				
SHADOW TURBO	89 / 91	PD/504				
SPIRIT R/T	95 /	PD/553		PD/392		
SPIRIT RIN 14"	89 / 90	PD/543				
SPIRIT RIN 14"	91 / 94	PD/504				
SPIRIT RIN 15"	91 / 94	PD/553				
SRT-4	03	PD/510				
STRATUS	95 / 00	PD/135	K. Hayes	PD/392	K. Hayes	
STRATUS	00 /	PD/134		PD/392	K. Hayes	
STRATUS CONVERSÍVEL	2002	PD/134		PD/392	K. Hayes	
STRATUS COUPÉ	01 / 03	PD/631				
STRATUS R/T	04 / 05	PD/631				
TOWN & COUNTRY	01 / 06	PD/580				
TOWN & COUNTRY	01 / 07	PD/581		PD/582		
TOWN & COUNTRY	96 / 00	PD/396				
TOWN & COUNTRY	08 / 09	PD/1026		PD/300		
VALIANT III	64 / 77	2051-A 2051-AT		2012-B 2012-BT		
VALIANT IV	64 / 77	2051-A 2051-AT		2012-B 2012-BT		
VOLARE K	83 / 88	PD/543				

MODEL / MODELO	YEAR - AÑO	FRONT DELANTERA	SYSTEM SISTEMA	BACK TRASERA	SYSTEM SISTEMA	OBS.
<b>CHRYSLER</b>						
VOYAGER	01 / 03	PD/581		PD/582		
VOYAGER	01 / 03	PD/580				
VOYAGER	96 / 00	PD/396				
VOYAGER	01 / 07	PD/580				
VOYAGER	01 / 08	PD/581		PD/582		
VOYAGER	86 / 90	PD/568				
VOYAGER RIN 14"	91 / 94	PD/504				
VOYAGER RIN 15"	91 / 94	PD/504				
VOYAGER USA	94 / 95	PD/504				
VOYAGER USA	94 / 95	PD/553				

<b>CITROEN</b>						
MEHARI	69 / 73	9224-S/F		9240-S/F		
3CV	69 / 73	9224-S/F		9240-S/F		
3 CV FURGONETA	69 / 73	9224-S/F		9240-S/F		
AMI 8	69 / 73	9224-S/F		9240-S/F		
AMERICA SUPER				9240-S/F		
AMERICA CARGA				9240-S/F		
AX	90 / 97			PG/203-CP	Bendix	Freio traseiro Ø180x32mm
AX 1.4 i	93 /	PD/363-A	Girling			
AX GTI 1.4	91 /			PG/203-CP	Bendix	Freio traseiro Ø180x32mm
BERLINGO FURGON 1.8	98 /	PD/411 PD/411-E	Girling	PE/172-CPA	Girling	
BERLINGO FURGON 1.9 D	99 /	PD/411 PD/411-E	Girling	PE/172-CPA	Girling	
BERLINGO MULTISPACE 1.8	99 /	PD/411 PD/411-E	Girling	PE/172-CPA	Girling	
BERLINGO MULTISPACE 1.9 D	99 /	PD/411 PD/411-E	Girling	PE/172-CPA	Girling	
C2 1.1	03 /	PD/648	Girling			
C2 1.4	03 /	PD/648	Girling			
C2 1.4 HDi	03 /	PD/648	Girling			
C3 1.1i	02 /	PD/648	Girling	CI/321-CPA		Freio traseiro Ø203x39mm
C3 1.4	04-02 /	PD/514	Girling	CI/321-CPA		Freio traseiro Ø203x39mm
C3 1.4i	02 /	PD/648	Girling	CI/321-CPA		Freio traseiro Ø203x39mm
C3 1.4 HDi	02 /	PD/648	Girling	CI/321-CPA		Freio traseiro Ø203x39mm
C3 1.4 16V	12-03 /	PD/514	Girling			
C3 1.4 16V HDI	02-02 /	PD/514	Girling			
C3 1.6 16V	02-02 /	PD/514	Girling			
C4	05 /	PD/353	Bosch	PD/362	Girling	
C4 PALLAS	05 /	PD/353	Bosch	PD/362	Girling	
C4 VTR	05 /	PD/353	Bosch	PD/362	Girling	
C5 1.8 16V	01 /	PD/649-E	Bosch	PD/651	Citroen	
C5 2.0 16V	01 /	PD/649-E	Bosch	PD/651	Citroen	
C5 2.0 16V HPI	01 /	PD/649-E	Bosch	PD/651	Citroen	
C5 2.0 HDi	01 /	PD/649-E	Bosch	PD/651	Citroen	
C5 2.2 HDi	01 /	PD/650-E	Bosch	PD/651	Citroen	
C5 3.0 V6	01 /	PD/650-E	Bosch	PD/651	Citroen	
C5 Break 1.8 16V	01 /	PD/649-E	Bosch	PD/651	Citroen	
C5 Break 2.0 16V	01 /	PD/649-E	Bosch	PD/651	Citroen	
C5 Break 2.0 16V HPI	01 /	PD/649-E	Bosch	PD/651	Citroen	
C5 Break 2.0 HDi	01 /	PD/649-E	Bosch	PD/651	Citroen	
C5 Break 2.2 HDi	01 /	PD/650-E	Bosch	PD/651	Citroen	
C5 Break 3.0 V6	01 /	PD/650-E	Bosch	PD/651	Citroen	
C-15 1.0/ 1.1/ 1.3/ 14/ 1.8/ 1.8 D	95 /	PD/363-A	Girling			
C-15 Furgón E 1.4 / 1.8 D	87 /	PD/363-A	Girling			
EVASION 1.8 i	96 /	PD/448-A	Bendix			Con ABS
JUMPER 1.9 D / TD	94 / 02	PD/358 PD/358-A	Girling	FI/170-CPA	Girling	Aro 15"
JUMPER 2.0 i	94 / 02	PD/358 PD/358-A	Girling	FI/170-CPA	Girling	Aro 15"

MODEL / MODELO	YEAR - AÑO	FRONT DELANTERA	SYSTEM SISTEMA	BACK TRASERA	SYSTEM SISTEMA	OBS.
<b>CITROEN</b>						
JUMPER 2.0 i	94 / 02	PD/422 PD/422-A	Girling	FI/199-CPA	Girling	Aro 16"
JUMPER 2.5 Dti	96 / 02	PD/422 PD/422-A	Girling	FI/199-CPA	Girling	Aro 16"
JUMPER 2.5 D / TD	94 / 02	PD/358 PD/358-A	Girling	FI/170-CPA	Girling	Aro 15"
JUMPER 2.5 D / TD	94 / 02	PD/422 PD/422-A	Girling	FI/199-CPA	Girling	Aro 16"
JUMPER 2.8 Dhi	96 / 02	PD/422 PD/422-A	Girling	FI/199-CPA	Girling	Aro 16"
JUMPER SERIE 27	09-01 / 04	PD/498-A	Bosch	PD/501	Bosch	Freio de mão FI/196-CP
JUMPER SERIE 27	05 /	PD/498-A	Bosch	PD/501	Bosch	Freio de mão FI/322-CP
JUMPER SERIE 29	04-02 / 04	PD/498-A	Bosch	PD/501	Bosch	Freio de mão FI/196-CP
JUMPER SERIE 29	05 /	PD/498-A	Bosch	PD/501	Bosch	Freio de mão FI/322-CP
JUMPER SERIE 31	09-01 / 04	PD/498-A	Bosch	PD/501	Bosch	Freio de mão FI/196-CP
JUMPER SERIE 31	05 /	PD/498-A	Bosch	PD/501	Bosch	Freio de mão FI/322-CP
JUMPER SERIE 33	04-02 / 04	PD/498-A	Bosch	PD/501	Bosch	Freio de mão FI/196-CP
JUMPER SERIE 33	05 /	PD/498-A	Bosch	PD/501	Bosch	Freio de mão FI/322-CP
JUMPER SERIE 35 - 2.8 Hdi	01 / 04	PD/652-B	Bosch	PD/501	Bosch	Freio de mão FI/196-CP
JUMPER SERIE 35 - 2.8 Hdi	05 /	PD/652-B	Bosch	PD/501	Bosch	Freio de mão FI/322-CP
JUMPY 1.6	99 /	PD/448-A	Bendix			
JUMPY 1.9 D / TD	99 /	PD/448-A	Bendix			
JUMPY 2.4 E / D	99 /	PD/448-A	Bendix			
SAXO 1.0 / 1.1 / 1.4	00 /	PD/322-A	Bendix			
SAXO 1.0 / 1.1 / 1.4	00 /	PD/364-A	Teves			
SAXO 1.5 D	00 /	PD/322-A	Bendix			
SAXO 1.6 VTL / VTR / VTS 16V	00 /	PD/322-A	Bendix	PD/465	Bendix	
SAXO 1.6 VTL / VTR / VTS 16V	00 /	PD/364-A	Teves	PD/465	Bendix	
XANTIA 1.6i	/ 98	PD/322-A	Bendix			
XANTIA 1.6i	/ 98	PD/364-A	Teves			
XANTIA 1.8i	/ 98	PD/322-A	Bendix			
XANTIA 1.8i	/ 98	PD/364-A	Teves			
XANTIA 1.9 TD SX	/ 98	PD/322-A	Bendix			
XANTIA 1.9 TD SX	/ 98	PD/364-A	Teves			
XANTIA 2.0 i SX TD	/ 98	PD/322-A	Bendix			
XANTIA 2.0 i SX TD	/ 98	PD/364-A	Teves			
XANTIA 2.0 SX	/ 98	PD/322-A	Bendix			
XANTIA 2.0 SX	/ 98	PD/364-A	Teves			
XANTIA 2.0	98 /			PD/490	Citroen	
XANTIA 2.0i 16V SX	93 / 98	PD/322-A	Bendix	PD/490	Citroen	
XANTIA 2.0i 16V SX	93 / 98	PD/364-A	Teves	PD/490	Citroen	
XANTIA 2.0i Exclusive	93 /			PD/490	Citroen	
XANTIA 2.0i VSX	93 /			PD/490	Citroen	
XANTIA 2.0 Turbo	93 /			PD/490	Citroen	
XANTIA 2.9i 24V	97 /			PD/490	Citroen	
XANTIA 3.0 V6 24V	96 /			PD/490	Citroen	
XANTIA ACTIVA 2.0	93 / 98			PD/490	Citroen	
XANTIA ACTIVA 2.0 Turbo	95 / 98			PD/490	Citroen	
XANTIA ACTIVA 3.0 V6 24V	96 /			PD/490	Citroen	
XANTIA BREAK 1.9 TD	93 / 98			PD/490	Citroen	
XANTIA BREAK GLX 2.0 16V	93 /			PD/490	Citroen	
XANTIA BREAK 2.0i 16V	93 / 98			PD/490	Citroen	
XANTIA EXCLUSIVE 2.0 16V	93 /			PD/490	Citroen	
XANTIA SX 1.8 16V	95 / 98			PD/490	Citroen	

MODEL / MODELO	YEAR - AÑO	FRONT DELANTERA	SYSTEM SISTEMA	BACK TRASERA	SYSTEM SISTEMA	OBS.
<b>CITROEN</b>						
XANTIA VSX 2.0	93 /			PD/490	Citroen	
XANTIA VSX 2.0 16V	93 /			PD/490	Citroen	
XM 2.0i Clasicc / Tecnic	89 / 96			PD/490	Citroen	
XM 2.9	96 /			PD/490	Citroen	
XM 3.0 V6 24V Tecnic / Pallas	89 / 95			PD/490	Citroen	
XM 3.0i V6 24V Tecnic / Pallas / SXi	96 /			PD/490	Citroen	
XSARA 1.4 / 1.6 / 1.8 / 1.9	98 /	PD/364-A	Teves			
XM EXCLUSIVE	91 /			PD/490	Citroen	
XM SENSATION	91 /			PD/490	Citroen	
XSARA 1.4 / 1.6 / 1.8 / 1.9	98 /	PD/412	Bendix			
XSARA 1.8 SX / 1.8i 16V SX	99 /	PD/411 PD/411-E	Girling	PD/465	Bendix	
XSARA 1.9 D SX / TD SX	99 /	PD/411 PD/411-E	Girling	PD/465	Bendix	
XSARA 2.0 / 2.0 i 16V SX	00 /	PD/405-E	Bendix	PD/465	Bendix	
XSARA 1.6	97 /	PD/364-A PD/411-E	Teves Girling			
XSARA 1.8	97 / 00			PG/204-CPA	Girling	Freio traseiro Ø180x32mm
XSARA 1.6 16V	09-00 /	PD/505	Bosch			
XSARA 2.0	00 /	PD/405-E	Girling			
XSARA BREAK 1.6 16V	97 /	PD/411-E	Bendix			
XSARA BREAK 1.6 16V	09-00 /	PD/505	Bosch			
XSARA BREAK 1.8 16V	97 /	PD/411-E	Bendix	PD/465	Bendix	
XSARA BREAK 2.0 HDI	09-00 /	PD/505	Bosch			
XSARA COUPÉ 1.6 16V	09-00 /	PD/505	Bosch			
XSARA EXCLUSIVE 1.8 16V	97 /	PD/411-E	Bendix	PD/465	Bendix	
XSARA EXCLUSIVE 2.0 16V	97 /	PD/411-E	Girling	PD/465	Bendix	
XSARA GLX 1.6 16V	97 /	PD/364-A PD/411-E	Teves Girling			
XSARA GLX 1.8 16V	97 /	PD/364-A PD/411-E	Teves Girling	PD/465	Bendix	
XSARA GLX 2.0 16V	97 /	PD/364-A PD/411-E	Teves Girling	PD/465	Bendix	
XSARA PICASSO EXCLUSIVE 2.0 16V	01 /	PD/411	Girling	PE/172-CPA	Girling	
XSARA PICASSO GLX 2.0 16V	01 /	PD/411	Girling	PE/172-CPA	Girling	
XSARA PICASSO 1.8 16V	01 /	PD/411	Girling	PD/465	Bendix	
XSARA PICASSO 2.0i HD	01 /	PD/411	Girling	PD/465	Bendix	
XSARA SX 2.0i 16V	00 /	PD/405-E	Girling			
XSARA VTS 1.8 16V	98 /	PD/411-E	Girling	PD/465	Bendix	
XSARA VTS 2.0 16V	98 /			PD/465	Bendix	
ZX 1.4	91 / 98			PG/208-CPA	Girling	Freio traseiro Ø180x32mm
ZX 1.6	91 / 97	PD/521-E	Girling	PD/465	Bendix	
ZX 1.6 Aura / 1.8 i / 1.9 TD	/ 98	PD/305-A	Girling	PD/465	Bendix	
ZX 1.8	91 / 97	PD/521-E	Girling	PD/465	Bendix	
ZX 1.9	91 / 98			PG/204-CPA	Girling	Freio traseiro Ø180x32mm
ZX Coupé 1.9	/ 98	PD/326-A	Girling	PD/465	Bendix	
ZX GTi	93 /	PD/363-A	Girling			
ZX FURIO	91 / 98			PG/204-CPA	Girling	Freio traseiro Ø180x32mm
ZX 2.0i	91 / 97	PD/521-E	Girling	PD/465	Bendix	
ZX 2.0i 16V	91 / 97	PD/326-A	Girling	PD/465	Bendix	
ZX 2.0 i 16V	/ 98	PD/305-A	Girling	PD/465	Bendix	
ZX BREAK 1.6	93 / 97	PD/521-E	Girling	PD/465	Bendix	
ZX BREAK 1.8	93 / 97	PD/521-E	Girling	PD/465	Bendix	
ZX VOLCANE	91 / 98	PD/521-E	Girling	PD/465	Bendix	
ZX VOLCANE 1.9	/ 98	PD/326-A	Girling	PD/465	Bendix	

<b>CLARK</b>						
125-A				PD/29		947932
125-C				PD/29		947932
45-C				PD/29		947932

MODEL / MODELO	YEAR - AÑO	FRONT DELANTERA	SYSTEM SISTEMA	BACK TRASERA	SYSTEM SISTEMA	OBS.
<b>CLARK</b>						
55-C				PD/29		947932
85-3A				PD/29		947932
EMPILHADEIRA C-300	/ 87			PD/8	Varga	
EMPILHADEIRA C-300	87 /			PD/13	Teves	
EMPILHADEIRA Y-40	/ 87			PD/8	Varga	
EMPILHADEIRA Y-40	87 /			PD/13	Teves	
EMPILHADEIRA Y-50	/ 87			PD/8	Varga	
EMPILHADEIRA Y-50	87 /			PD/13	Teves	
EMPILHADEIRA Y-60	/ 87			PD/8	Varga	
EMPILHADEIRA Y-60	87 /			PD/13	Teves	
MICHIGAN 75				TR/348		118 255
MICHIGAN 75				TR/368		118 268
MICHIGAN 80				TR/348		118 255
MICHIGAN 80				TR/368		118 268

<b>CONTIN</b>						
3° EIXO	Todos			4524-B	Master	4524-B
CARRETA	/ 78			4515-C 4515-G		
CARRETA	78 /			CA/32	Master	

<b>CUMMINS</b>						
RC-210	73 / 76	4524-B	Master	4515-C		
RCA-210	73 / 76	4524-B	Master	4515-C		
RL-413	70 / 72	4524-B	Master	4515-C		
RSL-413	70 / 72	4524-B	Master	4515-C		
U-413	70 / 72	4524-B	Master	4515-C		
UC-210	73 / 76	4524-B	Master	4515-C		
UCE-210	73 / 76	4524-B	Master	4515-C		
UCL-210	73 / 76	4524-B	Master	4515-C		
URL-413	70 / 72	4524-B	Master	4515-C		

<b>DACIA</b>						
DACIA	93 /	PD/301	Bendix	RN/211		

<b>DAEWOO</b>						
CIELO 1.5	93 /	PD/424	GM			
CIELO 1.5 GL	96 /	PD/475	Akebono			
CIELO 1.5 GLE	96 /	PD/475	Akebono			
CIELO 1.5 GLX	96 /	PD/475	Akebono			
CIELO 1.5 GTX	96 /	PD/475	Akebono			
ESPERO 1.5	90 / 94	PD/424	GM			
ESPERO 1.5	90 / 94	PD/431	GM			
ESPERO 1.5i 16V	94 / 96	PD/37	Teves			
ESPERO 1.5i 16V	97 /	PD/475	Akebono			
ESPERO 1.8 CD	96 /	PD/475	Akebono	CB/58-CPA		Freio traseiro Ø200x46mm
ESPERO 1.8i	94 / 96	PD/37	Teves	CB/58-CPA		Freio traseiro Ø200x46mm
ESPERO 2.0	90 / 94	PD/424	GM	CB/58-CPA		Freio traseiro Ø200x46mm
ESPERO 2.0	90 / 94	PD/431	GM	CB/58-CPA		Freio traseiro Ø200x46mm
ESPERO 2.0 CD	96 /	PD/475	Akebono	CB/58-CPA		Freio traseiro Ø200x46mm
ESPERO 2.0i	94 / 96	PD/37	Teves	CB/58-CPA		Freio traseiro Ø200x46mm
HEAVEN	94 / 97	PD/431	GM			
LANOS 1.3	/ 97	PD/37	Teves	CB/58-CPA		Freio traseiro Ø200x46mm
LANOS 1.3	/ 97	PD/42	Teves	CB/58-CPA		Freio traseiro Ø200x46mm



MODEL / MODELO	YEAR - AÑO	FRONT DELANTERA	SYSTEM SISTEMA	BACK TRASERA	SYSTEM SISTEMA	OBS.
<b>DAEWOO</b>						
LANOS 1.4 SE	/ 97	PD/37	Teves	CB/58-CPA		Freio traseiro Ø200x46mm
LANOS 1.4 SE	/ 97	PD/42	Teves	CB/58-CPA		Freio traseiro Ø200x46mm
LANOS 1.4 SE	97 /	PD/475	Akebono	CB/58-CPA		Freio traseiro Ø200x46mm
LANOS 1.5 SE	/ 97	PD/37	Teves	CB/58-CPA		Freio traseiro Ø200x46mm
LANOS 1.5 SE	/ 97	PD/42	Teves	CB/58-CPA		Freio traseiro Ø200x46mm
LANOS 1.5 SE	97 /	PD/475	Akebono	CB/58-CPA		Freio traseiro Ø200x46mm
LANOS 1.5 SX	97 /	PD/475	Akebono	CB/58-CPA		Freio traseiro Ø200x46mm
LANOS 1.6 16V	/ 97	PD/37	Teves	CB/58-CPA		Freio traseiro Ø200x46mm
LANOS 1.6 16V	/ 97	PD/42	Teves	CB/58-CPA		Freio traseiro Ø200x46mm
LANOS 1.6 SX 16V	97 /	PD/475	Akebono	CB/58-CPA		Freio traseiro Ø200x46mm
LEGANZA 1.8	98 /	PD/475	Akebono			
LEGANZA 2.0	98 /	PD/475	Akebono			
LEGANZA 2.2 CDX	98 /	PD/475	Akebono			
LEGANZA 2.2 SX	98 /	PD/475	Akebono			
LEGANZA KLAV 2.2i 16V CDX	06-97 / 12-02	PD/817	Akebono			
NEXIA 1.5 GL	97 /	PD/475	Akebono			
NEXIA 1.5 GL	95 / 97	PD/37	Teves			
NEXIA 1.5 GL	95 / 97	PD/42	Teves			
NEXIA 1.5 GL	95 / 97	PD/424	GM			
NEXIA 1.5i 16V GLX	95 / 97	PD/37	Teves			
NEXIA 1.5i 16V GLX	95 / 97	PD/42	Teves			
NEXIA 1.5i 16V GLX	95 / 97	PD/424	GM			
NEXIA 1.5i 16V GTX	95 / 97	PD/37	Teves			
NEXIA 1.5i 16V GTX	95 / 97	PD/42	Teves			
NEXIA 1.5i 16V GTX	95 / 97	PD/424	GM			
NUBIRA 1.6 SE	97 /	PD/475	Akebono			
NUBIRA 1.6 SX	97 /	PD/475	Akebono			
NUBIRA 2.0 CDX	97 /	PD/475	Akebono			
NUBIRA WAGON 1.6	07-03 /			PD/681	Sumitomo	
NUBIRA WAGON 1.6 16V	05-97 /			PD/681	Sumitomo	
NUBIRA WAGON 1.8	07-03 /			PD/681	Sumitomo	
PRINCE 2.0	92 /	PD/431	GM			
RACER GTi	90 / 94	PD/424	GM			
RACER GTi	90 / 94	PD/431	GM			
TICO	90 /	PD/421	Sumitomo			

<b>DAIHATSU</b>						
APPLAUSE 1.6	89 / 97	PD/455	Akebono			
CHARADE 1.0 / 1.3	91 / 94	PD/455	Akebono			
HIJET 1.0	92 /	PD/330	Akebono			
HIJET 1.2	96 /	PD/330	Akebono			

<b>DODGE</b>						
AD-150 4X2	87 / 92	PD/545				
ATTITUDE	06 / 08					
ATOS	01 / 03	PD/478				
ATOS	04 / 09	PD/535				
AVENGER	08 / 09			PD/723		
AVENGER	08 /	PD/631				
AW-150 4X4	87 / 92	PD/537				
BREEZE	96 /	PD/135				
BREEZE	97 / 00	PD/135		PD/392		

MODEL / MODELO	YEAR - AÑO	FRONT DELANTERA	SYSTEM SISTEMA	BACK TRASERA	SYSTEM SISTEMA	OBS.
<b>DODGE</b>						
CALIBER		PD/734				
CALIBER	07 / 09	PD/631		PD/723		
CALIBER SRT-4	08 / 09	PD/1020		PD/632		
D-100	73 / 83	PD/537				
D-100	84 / 93	PD/545				
D-150	81 / 90	PD/537				
D-250	84 / 93	PD/545				
D-250	86 / 90	PD/537				
D-250	91 / 93	PD/545				
D-300	73 / 83	PD/537				
D-350	81 / 93	PD/537				
D-350	91 / 93	PD/545				
D-350 USA	84 / 93	PD/545				
DAKOTA	98 /	PD/485		FD/137-CP		
DAKOTA	00 / 02	PD/623		FD/137-CP		
DAKOTA	96 /	PD/779				
DAKOTA	00 / 02	PD/623				
DAKOTA	05 / 08	PD/808				
DAKOTA 2.5 TD	99 /	PD/485	K. Hayes	FD/137-CP		
DAKOTA 3.9 V6	99 /	PD/485	K. Hayes	FD/137-CP		
DAKOTA 5.2 V8	00 /	PD/485	K. Hayes	FD/137-CP		
DODGE 1000	08 / 09	PD/377				
DODGE 1500	80 / 91	PD/317	Tensa	FD/70		
DODGE 1500	71 / 72	PD/316	Importado	FD/70		
DODGE 1500 1.8	78 / 80	PD/307	Bendix	FD/70		
DODGE 1800	73 / 75	PD/10	Bendix	CB/42		
DODGE 1800	80 / 91	PD/317	Tensa	FD/70		
DODGE CHARGER	71 / 72	8032		8033		
DODGE CHARGER	72 / 75	PD/9	Varga	8033		
DODGE D/DP -100	68 / 81	2038 2038-T		2038 2038-T		
DODGE D/DP- 200	68 / 81	2038 2038-T		2038 2038-T		
DODGE D/DP-400	64 / 80	2060		4564-A		
DODGE D/DP-600	68 / 80	9232		9233		
DODGE D-100	69 / 76	8032		8033		
DODGE D-1000	82 / 84	4223- A		4311-J-RA		
DODGE D-400	69 / 77	2026-AT		2042-A	Bendix	
DODGE D-400	78 / 83	FD/73		FD/72	Bendix	
DODGE D-500	64 / 80	2060		4564-A		
DODGE D-700	69 / 82	2060		4564-A		
DODGE D-750	69 / 82	2060		4564-A		
DODGE D-900	71 / 78	659-B		4514-F	Bendix	
DODGE D-950	75 / 83	659-B		4514-F	Bendix	
DODGE DART	69 / 71	8032		8033		
DODGE DART	72 / 81	PD/9	Varga	8033		
DODGE DP-1000		MB/141		MB/142		
DODGE DP-900		MB/141		MB/142		
DODGE E-13	81 / 85	659-B		4514-F	Bendix	
DODGE E-13	81 / 85			4514-G		
DODGE E-21	81 / 85			4514-G		
DODGE E-21	81 / 85	659-B		4514-F	Bendix	
DODGE LE BARON	79 / 81	PD/9	Varga	8033		
DODGE MAGNUM	79 / 81	PD/9	Varga	8033		
DODGE P-400	69 / 77	2026-AT		2042-A	Bendix	
DODGE P-700	69 / 82	2060		4564-A		
DODGE P-900	71 / 78	659-B		4514-F	Bendix	
DODGE POLARA	75 / 81	PD/10	Bendix	CB/42		
POLARA GT	68 / 72	PD/9		2012-B 2012-BT		
POLARA GT	73 / 80	PD/9		8020		
POLARA GTX	68 / 72	PD/9		2012-B 2012-BT		

MODEL / MODELO	YEAR - AÑO	FRONT DELANTERA	SYSTEM SISTEMA	BACK TRASERA	SYSTEM SISTEMA	OBS.
<b>DODGE</b>						
POLARA GTX	73 / 80	PD/9		8020		
RAM 1500	94 / 97	PD/502	Bendix			
RAM 1500	03 /	PD/637				
RAM 1500	03 / 04	PD/758				
RAM 2500	94 / 99	PD/548	Bendix			
RAM 2500	94 / 99	PD/551	Bendix			
RAM 2500	03 /	PD/637				
RAM 3500	94 / 99	PD/551	Bendix			
RAM 3500	03 /	PD/637				
DODGE RT	72 / 81	PD/9	Varga	8033		
DODGE SE	72 / 75	8032		8033		
DURANGO	98 / 99	PD/485				
DURANGO	00 / 02	PD/623				
DURANGO	03 /	PD/758		PD/759		
DURANGO	04 / 06	PD/758		PD/584		
DURANGO	07 / 08	PD/808		PD/759		
H-100 DIESEL	06 / 08	PD/69				
H-100 GASOLINA	03 / 05	PD/473				
INTREPID	94 / 97	PD/396		PD/392		
INTREPID	98 / 03	PD/510		PD/392		
INTREPID USA	94 / 97	PD/396				
JOURNEY	09 /	PD/1026		PD/300		
NEON LE / LX	95 / 99	PD/492		PD/392		
NEON LE / LX	00 / 06	PD/515		PD/392		
NEON RIN 13"	95 / 99	PD/395				
NEON SE	95 / 99	PD/492				
NEON SE	00 / 06	PD/515				
NEON SRT-4	04 / 05	PD/515		PD/392		
NEON SRT-4	04 / 06	PD/531		PD/701		
NITRO	07 / 09	PD/1026		PD/1082		
RAM 1500	94 / 99	PD/502				
RAM 1501 4X4	94 / 99	PD/502				
RAM 1502 4X4	00 / 01	PD/565				
RAM 1503 4X4	00 /	PD/576				
RAM 1504	01 /	PD/627				
RAM 1505	02 /	PD/583		PD/584		
RAM 1506	03 / 04	PD/758		PD/584		
RAM 1507	05 /	PD/758		PD/759		
RAM 1508	06 / 07	PD/808		PD/759		
RAM 2500	94 / 99	PD/548				
RAM 2500 QuaDCab 4.7L / 5.2L / 5.7L	02 /	PD/637		PD/1057		
RAM 2500 QuaDCab 5.2L / 5.9L	01 /	PD/576		PD/1057		
RAM 2501 4X4	94 / 99	PD/548				
RAM 2502	00 /	PD/576				
RAM 2503	01 / 02	PD/576		PD/565		
RAM 2504	03 /	PD/637		PD/565		
RAM 2505	04 /	PD/758		PD/584		
RAM 2506	05 / 08	PD/637		PD/759		
RAM 2507 USA	94 / 97	PD/548				
RAM 3500	94 / 00	PD/552				
RAM 3501	94 / 00	PD/552				
RAM 3502	01 / 02	PD/576				
RAM 3503	02 /	PD/576		PD/565		
RAM 3504	02 /	PD/569		PD/565		
RAM 3505 USA	98 / 99	PD/548				
RAM 4000	96 / 97	PD/545				
RAM 4001	01 / 04	PD/552				
RAM 4002	02 /	PD/576				
RAM 4003	02 /	PD/576		PD/565		
RAM 4004	03 / 08	PD/637		PD/565		
RAM CHARGER	99 / 01	PD/576				

MODEL / MODELO	YEAR - AÑO	FRONT DELANTERA	SYSTEM SISTEMA	BACK TRASERA	SYSTEM SISTEMA	OBS.
<b>DODGE</b>						
RAM CHARGER 5.2L / 5.9L	87 / 96	PD/545				
RAM CHARGER 4X4	99 /	PD/576				
RAM VAN 1500 3.9L	95 / 97	PD/545				
RAM VAN 1501 3.9L	98 / 02	PD/569				
RAM VAN 1502 3.9L	03 /	PD/757		PD/759		
RAM VAN 2500 5.2L	95 / 97	PD/545				
RAM VAN 2501 5.2L	98 / 02	PD/777				
RAM VAN 3500	96 / 98	PD/545				
RAM VAN 3501	99 / 02	PD/777				
RAM VAN 3502 USA	84 / 93	PD/545				
RAM WAGON 1500	95 / 97	PD/545				
RAM WAGON 1500	98 / 02	PD/569				
RAM WAGON 1500	03 /	PD/757		PD/759		
RAM WAGON 2500	95 / 97	PD/545				
RAM WAGON 2500	98 / 02	PD/777				
RAM WAGON 3500	94 / 98	PD/545				
RAM WAGON 3500	99 / 02	PD/777				
RAM WAGON 3500 USA	84 / 93	PD/545				
STRATUS	01 / 07	PD/134		PD/392		
STRATUS RIN 14"	95 / 00	PD/135				
STRATUS RIN 15"	95 / 00	PD/135		PD/392		
STRATUS RIN 15"	98 / 00	PD/135		PD/392		
VERNA	04 / 06	PD/382				
VERNA	04 / 06	PD/549				
W-150	85 / 87	PD/545				
W-250	86 / 93	PD/545				
WM-300	84 / 87	PD/545				

<b>DEUTZ</b>						
1600 D	83 / 85	2042-A		FD/71		
1600 D	90 / 94	PD/102	Varga	FD/72	Bendix	
1600 D 4x4	85 / 89	PD/19-C	Bendix	FD/71		
1800 D	/ 90	2042-A		FD/71		
1800 D	90 / 94	PD/102	Varga	FD/72	Bendix	
1800 Dinamic	90 /	PD/102	Varga	FD/72	Bendix	
4500 D	94 /	PD/102	Varga	FD/72	Bendix	
5000 D	94 /	PD/102	Varga	FD/72	Bendix	
6000	99 /	PD/102	Varga	FD/72	Bendix	
7000 D Stark	93 /	FD/77	Master	FD/77	Master	
7500 TD Stark	94 /	FD/77	Master	FD/77	Master	
8500	97 /	FD/77	Master	FD/77	Master	
CAMION Y OMNIBUS		9504	Interfreno	9530	Interfreno	
OMNIBUS CHASIS ARBUS	90 /	MB/142		CA/32-RA C		
TX-1100	81 / 82			2080-T		
TX-1200	83 / 84			2080-T		
TX-1600	/ 90	2042-A		FD/71		

<b>DIMEX - OMNIBUS Y CAMIONES</b>						
D-916-M	98 /	FD/77	Master	FD/77	Master	Ómnibus
D-1422-T	98 /	4524-B-RA		4515-G-RA		Ómnibus
D-1622-T	98 /	4524-B-RA		4515-G-RA		
D-1316-N Pesado Carga General	98 /	FD/86	Master	4515-G-RA		
D-1418-N Pesado Carga General	98 /	4524-B-RA		4515-G-RA		
D-1418-T Pesado Tractor c/ Plato	98 /	4524-B-RA		4515-G-RA		
D-1619-N Pesado Carga General	98 /	4524-B-RA		4515-G-RA		
D-1619-T Pesado Tractor c/ Plato	98 /	4524-B-RA		4515-G-RA		
D-1625-N Pesado Carga General	98 /	4524-B-RA		4515-G-RA		
D-1625-T Pesado Tractor c/ Plato	98 /	4524-B-RA		4515-G-RA		
D-1416 Pesado Carga General	98 /	FD/86	Master	4707		
D-1721 Pesado Tractor c/ Plato	98 /	FD/87	Master	4707		
D-1725 Pesado Tractor c/ Plato	98 /	FD/87	Master	4707		
D-1731-N Extrapesado Carga General	98 /	4524-B-RA		4515-G-RA		

MODEL / MODELO	YEAR - AÑO	FRONT DELANTERA	SYSTEM SISTEMA	BACK TRASERA	SYSTEM SISTEMA	OBS.
<b>DIMEX - OMNIBUS Y CAMIONES</b>						
D-1731-T Extrapesado Tractor c/ Plato	98 /	4524-B-RA		4515-G-RA		
D-1737 Extrapesado Tractor c/ Plato	98 /	4524-B-RA		4515-G-RA		
D-2731 Extrapesado Carga General	98 /	4524-B-RA				

<b>DINA</b>						
D-1000	77 / 83	PD/324				
D-3000	75 / 83	PD/541				
D-3100	87 /	PD/324				
D-3130	84 / 87	PD/324				
D-3200	75 / 82	PD/324				

<b>DRESSER</b>						
130 M 165 SSA		TR/328		TR/328		
140 S 225 SSA		TR/328		TR/328		
165 S		TR/328		TR/328		
660 M				659-B		
MOTONIVELADORA 225-SSA				PD/29		

<b>EL DETALLE</b>						
OA-101	92 /	4524-B-RA	Master	4515-G-RA	Master	
OA-101	92 /	MB/141 MB/141-RA	Master	AC/30-RA	Master	
OA-101	92 /	MB/141 MB/141-RA	Master	CA/32-RA-C	Master	
OA-101	92 /	4515-G-RA	Master	CA/32-RA-C	Master	
OA-101	92 /	AC/10 AC/10-RA	Eaton	AC/11 AC/11-RA	Eaton	
OA-102	92 /	4524-B-RA	Master	4515-G-RA	Master	
OA-102	92 /	MB/141 MB/141-RA	Master	AC/30-RA	Master	
OA-102	92 /	MB/141 MB/141-RA	Master	CA/32-RA-C	Master	
OA-102	92 /	4515-G-RA	Master	CA/32-RA-C	Master	
OA-102	92 /	AC/10 AC/10-RA	Eaton	AC/11 AC/11-RA	Eaton	
OA-104 Góndola	92 /	4311-J-RA		4674 7674-RA	Eaton	
OA-104 Reformas				4710		
OA-104 Reformas				AC/18		
OA-105	97 /	PD/125		AC/17 AC/17-RA		

<b>EJES</b>						
EJE WEBB DIRECCIONAL				4715		
EJES BOERO	Todos			AC/30 (18)		
EJES BOERO	Todos			CA/32		
EJES CASTELCOORP	Todos			CA/32		
EJES DORREGO	Todos			AC/30		
EJES DORREGO	Todos			CA/32		
EJES FREPILCO	Todos			AC/30		
EJES MATRIPAR	Todos			AC/30 (18)		
EJES METROFUND	Todos			AC/30 (18)		
EJES METROFUND	Todos			CA/32		
EJES PENTRON	Todos			AC/30		
EJES REGA	Todos			FD/77		
EJES REGA	Todos			FD/87		
EJES REGA	Todos			AC/30 (18)		
EJES REGA	Todos			CA/32		
EJES SABINO	Todos			AC/30 (18)		
EJES SABINO	Todos			CA/32		
EJES SOLERO	Todos			AC/30 (18)		
EJES SOLERO	Todos			CA/32		
EJES TAFOR	Todos			AC/30 (18)		
EJES TAFOR	Todos			CA/32		

<b>ENGESA-FNV (Fruehauf)</b>						
CARRETA	/ 80			4515-C 4515-G		

MODEL / MODELO	YEAR - AÑO	FRONT DELANTERA	SYSTEM SISTEMA	BACK TRASERA	SYSTEM SISTEMA	OBS.
<b>ENGESA-FNV (Fruehauf)</b>						
CARRETA	80 /			4515-C 4515-G CA/32	Master	

<b>FACHINI</b>						
CARRETA	/ 99			CA/32	Master	
CARRETA	00 /			CA/33	Master	

<b>FAW</b>						
F5	08 / 09	PD/789				

<b>FIAT - CAMIONES</b>						
130 AU	86 / 92	9233	Fiat	9233	Fiat	Ómnibus
150 N	86 /	9233	Fiat	9233	Fiat	
150 T	86 /	9233	Fiat	9233	Fiat	
160 AU	86 / 92	9233	Fiat	9233	Fiat	Ómnibus
190	76 / 85	4524-B				
210	76 / 88	4515-G				
341-A		9504	Interfreno	9530	Interfreno	
619 N / T	69 / 88	9244	Fiat	9245	Fiat	
619		9504	Interfreno	9530	Interfreno	
643	69 / 88	9244	Fiat	9245	Fiat	
643		9504	Interfreno	9530	Interfreno	
673	73 / 80	9232	Fiat	9233	Fiat	
697 N / T	69 / 88	9244	Fiat	9245	Fiat	
697		9504	Interfreno	9530	Interfreno	

<b>FIAT</b>						
133	85 / 86	PD/319	Bendix	8017-S/F		
147	77 / 86	PD/310	Bendix	8017-S/F		
147	77 / 86	PD/18	Teves	FI/90	Teves	
147	77 / 86	PD/10	Bendix	FI/90	Teves	
147	85 / 86	PD/319	Bendix	8017-S/F		
700	60 / 78	8017-S/F		8017-S/F		
125 Multicarga / Familiar	74 / 82	PD/313	Girling	FI/85 - S/F		
125 Sedán / Coupé	74 / 82	PD/313	Girling	FI/85 - S/F		
128 1100	71 / 86	PD/308	Bendix	8017-S/F		
128 1300	71 / 90	PD/309	Bendix	8017-S/F		
128 1300 IAVA	71 / 90	PD/309	Bendix	8017-S/F		
147 BRIO	83 / 86	PD/310	Bendix	8017-S/F		
147 VIVACE	95 /	PD/26	Varga	8017-S/F		
1500 Sedán / Coupé / Multicarga	66 / 70	PD/313	Girling	FI/85 - S/F		
1600 Sedán / Coupé	71 / 74	PD/313	Girling	FI/85 - S/F		
600 Brasileros		FI/90	Teves	FI/90	Teves	
600 E / D / R / S	60 / 82	8017-S/F		8017-S/F		
800 Coupé	60 / 78	8017-S/F		8017-S/F		
ADVENTURE	04 / 06	PD/68				
BARCETTA 1.8 16V	95 /	PD/403-B	Teves	PD/430	Girling	
BARCETTA 1.8 16V	95 /	PD/484-A	Girling	PD/430	Girling	
BARCETTA 1.8 16V	07-97 /			PD/439	Girling	
BARCETTA 1.8 16V CABRIO	95 /	PD/484-A	Girling	PD/439	Girling	
BRAVA 1.8 16V	95 /	PD/403-B	Teves	PD/430	Girling	
BRAVA 1.9 DS / SX	95 /	PD/433-B	Teves			
BRAVA 1.9 TD 75/100	95 /	PD/66-A PD/66-B	Teves			
BRAVA 2.0 i 20V HGT	95 /	PD/66-A PD/66-B	Teves	PD/430	Girling	
BRAVA ELX 1.6 16V	99 /	PD/403-B	Teves	FI/91-S/F FI/91-CP FI/127-CPA	Bosch Bosch Lockheed	
BRAVA HGT 1.8 16V	96 /	PD/403-B	Teves	FI/91-S/F FI/91-CP FI/127-CPA	Bosch Bosch Lockheed	
BRAVA SX 1.6 16V	99 /	PD/403-B	Teves	FI/91-S/F FI/91-CP FI/127-CPA	Bosch Bosch Lockheed	

MODEL / MODELO	YEAR - AÑO	FRONT DELANTERA	SYSTEM SISTEMA	BACK TRASERA	SYSTEM SISTEMA	OBS.
<b>FIAT</b>						
BRAVO 1.4 i / 1.6 i 16V / 1.9 DS / SX	95 /	PD/433-B	Teves			
BRAVO 1.8 i 16V	95 /	PD/403-B	Teves	PD/439	Girling	
BRAVO 2.0 155 20V HGT	97 /			PD/439	Girling	
BRAVO 2.0 20V	96 /	PD/66-A PD/66-B	Teves	PD/439	Girling	
BRAVO 2.0 i 16V HGT	96 /	PD/66-A PD/66-B	Teves	PD/430	Girling	
COUPÉ 1.8 16V	95 / 97			PD/439	Girling	
COUPE 1.8 16V / 2.0 16V / Turbo / 20V	95 /	PD/66-A PD/66-B	Teves	PD/439	Girling	
COUPE 2.0 i 16V Confort / Turbo	95 /	PD/66-A PD/66-B	Teves	PD/430	Girling	
COUPE 2.0 i 16V Confort / Turbo	95 /	PD/484-A	Girling	PD/430	Girling	
COUPÉ 2.0i 16V	95 / 97	PD/484-A	Girling	PD/439	Girling	
COUPÉ 2.0i Turbo	95 / 97	PD/484-A	Girling	PD/439	Girling	
DOBLO 1.3 16V CARGO	01 /	PD/494	Teves	FI/136-CP		
DOBLO 1.3 16V EX PASSAGEIRO	01 /	PD/494	Teves	FI/136-CP		
DOBLO 1.6 16V CARGO	01 /	PD/494	Teves	FI/136-CP		
DOBLO 1.6 16V ELX PASSAGEIRO	01 /	PD/494	Teves	FI/136-CP		
DOBLO 1.8 ADVENTURE	06-02 /	PD/78-A	Teves	FI/136-CP		
DOBLO 1.8 CARGO	01 /	PD/494	Teves	FI/136-CP		
DOBLO 1.8 PASSAGEIRO	01 /	PD/494	Teves	FI/136-CP		
DUCATO 2.5 10	97 / 99	PD/358 PD/358-A	Girling	FI/170-CPA	Girling	Aro 15"
DUCATO 2.5 10	00 /	PD/369-B	Girling	FI/170-CPA	Girling	Aro 15"
DUCATO 2.5 8	97 / 99	PD/358 PD/358-A	Girling	FI/170-CPA	Girling	Aro 15"
DUCATO 2.5 8	00 /	PD/369-B	Girling	FI/170-CPA	Girling	Aro 15"
DUCATO 2.8 15 MAXI	97 / 99	PD/422 PD/422-A	Girling	FI/199-CPA	Girling	Aro 16"
DUCATO 2.8 15 MAXI	00 /	PD/438-B	Girling	FI/199-CPA	Girling	Aro 16"
DUCATO 2.8 T 15 MAXI	97 / 99	PD/422 PD/422-A	Girling	FI/199-CPA	Girling	Aro 16"
DUCATO 2.8 T 15 MAXI	00 /	PD/438-B	Girling	FI/199-CPA	Girling	Aro 16"
DUCATO MULTI	10 /	PD/652-B				Aro 16"
DUCATO SERIE 10	09-01 / 04	PD/498-A	Bosch	PD/501	Bosch	Freio de mão FI/196-CP
DUCATO SERIE 10	05 /	PD/498-A	Bosch	PD/501	Bosch	Freio de mão FI/322-CP
DUCATO SERIE 11	04-02 / 04	PD/498-A	Bosch	PD/501	Bosch	Freio de mão FI/196-CP
DUCATO SERIE 11	05 /	PD/498-A	Bosch	PD/501	Bosch	Freio de mão FI/322-CP
DUCATO SERIE 14	09-01 / 04	PD/498-A	Bosch	PD/501	Bosch	Freio de mão FI/196-CP
DUCATO SERIE 14	05 /	PD/498-A	Bosch	PD/501	Bosch	Freio de mão FI/322-CP
DUCATO SERIE 15	04-02 / 04	PD/498-A	Bosch	PD/501	Bosch	Freio de mão FI/196-CP
DUCATO SERIE 15	05 /	PD/498-A	Bosch	PD/501	Bosch	Freio de mão FI/322-CP
DUCATO SERIE 18 - 2.3 JTD MAXI CARGO	01 / 04	PD/652-B	Bosch	PD/501	Bosch	Freio de mão FI/196-CP
DUCATO SERIE 18 - 2.3 JTD MAXI CARGO	05 /	PD/652-B	Bosch	PD/501	Bosch	Freio de mão FI/322-CP
DUCATO SERIE 18 - 2.8 JTD MAXI CARGO	01 / 04	PD/652-B	Bosch	PD/501	Bosch	Freio de mão FI/196-CP
DUCATO SERIE 18 - 2.8 JTD MAXI CARGO	05 /	PD/652-B	Bosch	PD/501	Bosch	Freio de mão FI/322-CP
DUNA	88 / 92	PD/26	Varga	8017-S/F		
DUNA	88 / 92	PD/25-RA	Teves	8017-S/F		
DUNA	93 /	PD/25-RA	Teves	FI/90	Teves	Brasileros
DUNA	93 /	PD/25-RA-A	Teves	8017-S/F		2 cables bipolar cortos
DUNA	93 /	PD/25-RA-B	Teves	8017-S/F		1 cable bipolar corto

MODEL / MODELO	YEAR - AÑO	FRONT DELANTERA	SYSTEM SISTEMA	BACK TRASERA	SYSTEM SISTEMA	OBS.
<b>FIAT</b>						
DUNA	93 /	PD/25-RA-FA	Teves	8017-S/F		2 cables bipolar largos
DUNA	93 /	PD/25-RA-FB	Teves	8017-S/F		1 cables bipolar largos
DUNA	93 /	PD/25-RA-R	Teves			2 cables unipolares
ELBA	85 / 97	PD/25-RA	Teves	FI/90	Teves	Brasileros
ELBA	85 / 97	PD/26	Varga	FI/90	Teves	Brasileros
ELBA	85 / 97	PD/25 PD/25-A PD/25-B PD/26	Teves Teves Teves Varga	FI/90	Teves	Freio traseiro Ø185,0x30,0mm
FIAT 147	77 / 86	PD/10 PD/18	Bendix Teves	FI/90	Teves	Freio traseiro Ø185,0x30,0mm
FIAT-120	80 / 85	FI/95	Bendix	FI/95	Bendix	3° eixo FI/95
FIAT-130	76 / 79	FI/115		FI/115		
FIAT-140	79	FI/115		FI/115		
FIAT-140	79 / 85	FI/117	Varga	FI/117	Varga	3° eixo FI/117
FIAT-180	76 / 79	FN/116		4514-F	Bendix	
FIAT-190	76 / 85	4524-B	Master	4515-C		
FIAT-210	76 / 78	4524-B	Master	4515-C		
FIAT-80	79 / 80	FI/92		FI/92		
FIAT-80	80 / 85	FI/94	Varga	FI/93	Varga	
FIORINO	83 / 86	PD/310	Bendix	8017-S/F		
FIORINO	93 /	PD/25-RA	Teves	FI/91-S/F FI/91-CP FI/125-CP FI/129-CPA	Bosch Bendix Bendix	Brasileros
FIORINO	83 / 86	PD/10	Bendix	FI/90	Teves	
FIORINO	83 / 87	PD/18	Teves	FI/90	Teves	
FIORINO	87 / 93	PD/25 PD/25-A PD/25-B PD/26	Teves Teves Teves Varga	FI/90	Teves	Freio traseiro Ø185,0x30,0mm
FIORINO 750 kg	92 /	PD/47	Teves	FI/91-S/F FI/91-CP FI/125-CP FI/129-CPA	Bosch Bosch Bendix Bendix	
FIORINO Pick-Up	83 / 86	PD/10	Bendix	FI/90	Teves	Brasileros
FIORINO Pick-Up	83 / 87	PD/18	Teves	FI/90	Teves	Brasileros
FIORINO Pick-Up	87 / 93	PD/25-RA	Teves	FI/90	Teves	Brasileros
FIORINO Pick-Up	87 / 93	PD/26	Varga	FI/90	Teves	Brasileros
GRANDE PUNTO	07 / 09			PD/768		
IDEA 1.4	05 /	PD/68	Teves	FI/91-S/F FI/91-CP	Bosch	
IDEA 1.8	05 /	PD/68	Teves	FI/91-S/F FI/91-CP	Bosch	
IDEA 1.8 ADVENTURE	05 /	PD/78-A	Teves	FI/91-S/F FI/91-CP	Bosch	
LINEA 1.4 T-JET	09 /	PD/66	Teves			
LINEA 1.9	09 /	PD/66	Teves			
MAREA 1.6 16V	05 /	PD/403-B	Teves	FI/91-S/F FI/91-CP FI/127-CPA	Bosch Bosch Lockheed	
MAREA 1.8 16V / 1.9 TD	96 /	PD/403-B	Teves	PD/439	Girling	
MAREA 1.8 SX	99 /	PD/66-A PD/66-B	Teves	FI/91-S/F FI/91-CP FI/127-CPA	Bosch Lookheed	
MAREA 2.0 20V Turbo	98 /	PD/484-A	Girling	PD/439	Girling	
MAREA 2.0i 20V / 2.4 TD	96 / 98	PD/66-A PD/66-B	Teves	PD/439	Girling	
MAREA 2.0i 20V / 2.4 TD	98 /	PD/484-A	Girling	PD/439	Girling	
MAREA CITY 2.0	98 /	PD/66-A PD/66-B	Teves	PD/439	Girling	
MAREA ELX 2.0 20V	98 / 00	PD/66-A PD/66-B	Teves	PD/439	Girling	
MAREA ELX 2.4 20V	00 /	PD/484-A	Girling	PD/439	Girling	
MAREA HLX 2.0 20V	98 / 00	PD/66-A PD/66-B	Teves	PD/439	Girling	



MODEL / MODELO	YEAR - AÑO	FRONT DELANTERA	SYSTEM SISTEMA	BACK TRASERA	SYSTEM SISTEMA	OBS.
<b>FIAT</b>						
MAREA HLX 2.4 20V	00 /	PD/484-A	Girling	PD/439	Girling	
MAREA SX 1.8 16V	99 /	PD/403-B	Teves	FI/91-S/F FI/91-CP FI/127-CPA	Bosch Bosch Lockheed	
MAREA SX 2.0 20V	98 / 00	PD/66-A PD/66-B	Teves	PD/439	Girling	
MAREA WEEKEND 1.6 / 1.7 / 1.9 TD SX	96	PD/403-B	Teves	FI/91-S/F FI/91-CP FI/127-CPA	Bosch Lockheed	
MAREA WEEKEND CITY 2.0	98 /	PD/66-A PD/66-B	Teves	PD/439	Girling	
MAREA WEEKEND ELX 2.0 20V	98 / 00	PD/66-A PD/66-B	Teves	PD/439	Girling	
MAREA WEEKEND ELX 2.4 20V	00 /	PD/484-A	Girling	PD/439	Girling	
MAREA WEEKEND HLX 2.0 20V	98 / 00	PD/66-A PD/66-B	Teves	PD/439	Girling	
MAREA WEEKEND HLX 2.4 20V	00 /	PD/484-A	Girling	PD/439	Girling	
MAREA WEEKEND SX 1.8	99 /	PD/66-A PD/66-B	Teves	FI/91-S/F FI/91-CP FI/127-CPA	Bosch Lockheed	
MAREA WEEKEND SX 1.8	99 /	PD/403-B	Teves	FI/91-S/F FI/91-CP FI/127-CPA	Bosch Bosch Lockheed	
MAREA WEEKEND SX 2.0 20V	98 / 00	PD/66-A PD/66-B	Teves	PD/439	Girling	
MILLE	91 /	PD/25 PD/26	Teves Varga	FI/90	Teves	Freio traseiro Ø185,0x30,0mm
OGGI	83 / 85	PD/10 PD/18	Bendix Teves	FI/90	Teves	
PALIO	04 / 05	PD/68				
PALIO 1.0 / 1.5 / 1.6 16V	96 /	PD/25-RA	Teves	FI/97-CP	Teves	Brasileiro
PALIO 1.0 ED / EDX / EX / ELX	98 /	PD/60 PD/60-A	Teves	FI/97-CP	Teves	
PALIO 1.6 16V	98 / 99	PD/60	Teves	FI/97-CP	Teves	
PALIO 1.6 16V	00	PD/68	Teves	FI/97-CP	Teves	
PALIO 1.6 16V Sport	97 / 00	PD/68	Teves	FI/97-CP	Teves	
PALIO 1.6 EL / 1.6 16V HL	97	PD/25-RA-P	Teves	FI/97-CP	Teves	
PALIO 1.6 EL / 1.6 16V HL	98	PD/47	Teves	FI/97-CP	Teves	
PALIO 1.6 EL / 1.6 16V HL	99 /	PD/60 PD/60-A	Teves	FI/97-CP	Teves	
PALIO 1.7 TD EL / 1.7 TD HL	97	PD/25-RA-P	Teves	FI/97-CP	Teves	
PALIO 1.7 TD EL / 1.7 TD HL	98	PD/47	Teves	FI/97-CP	Teves	
PALIO 1.7 TD EL / HL	99 /	PD/60 PD/60-A	Teves	FI/97-CP	Teves	
PALIO 1.8	03 /	PD/68	Teves	FI/97-CP	Teves	
PALIO CITY 1.0	99 / 00	PD/60	Teves	FI/97-CP	Teves	
PALIO ED 1.0	96 / 97	PD/25 PD/25-A PD/25-B	Teves	FI/97-CP	Teves	
PALIO ED 1.0	98 / 99	PD/60	Teves	FI/97-CP	Teves	
PALIO EDX 1.0	96 / 97	PD/25 PD/25-A PD/25-B	Teves	FI/97-CP	Teves	
PALIO EDX 1.0	98 / 99	PD/60	Teves	FI/97-CP	Teves	
PALIO EL 1.5	96	PD/25 PD/25-A PD/25-B	Teves	FI/97-CP	Teves	
PALIO EL 1.5	98 / 99	PD/60	Teves	FI/97-CP	Teves	
PALIO EL 1.6	98 / 99	PD/60	Teves	FI/97-CP	Teves	
PALIO EL 1.6 16V	96 / 97	PD/25 PD/25-A PD/25-B	Teves	FI/97-CP	Teves	
PALIO ELX 1.0	99 /	PD/60	Teves	FI/97-CP	Teves	
PALIO ELX 1.4	06 /	PD/60	Teves	FI/97-CP	Teves	
PALIO ELX 1.5	99 / 00	PD/60	Teves	FI/97-CP	Teves	
PALIO ELX 1.6	98 / 00	PD/60	Teves	FI/97-CP	Teves	
PALIO ELX 1.6 16V	01 / 03	PD/68	Teves	FI/97-CP	Teves	
PALIO ELX FIRE 1.3 16V	01 / 03	PD/60	Teves	FI/97-CP	Teves	
PALIO EX 1.0	98 / 00	PD/60	Teves	FI/97-CP	Teves	

MODEL / MODELO	YEAR - AÑO	FRONT DELANTERA	SYSTEM SISTEMA	BACK TRASERA	SYSTEM SISTEMA	OBS.
<b>FIAT</b>						
PALIO EX FIRE 1.0 16V	01 /	PD/60	Teves	FI/97-CP	Teves	
PALIO EX FIRE 1.0 8V	01 /	PD/60	Teves	FI/97-CP	Teves	
PALIO EX FIRE 1.3 8V	01 /	PD/60	Teves	FI/97-CP	Teves	
PALIO HLX 1.8	05 /	PD/68	Teves	FI/97-CP	Teves	
PALIO STILE 1.6 16V	01 / 02	PD/68	Teves	FI/97-CP	Teves	
PALIO WEEKEND 1.0	99 / 00	PD/60	Teves	FI/91-S/F FI/91-CP FI/129-CPA	Bosch Bosch Bendix	
PALIO WEEKEND 1.5	97	PD/25 PD/25-A PD/25-B	Teves	FI/91-S/F FI/91-CP FI/129-CPA	Bosch Bosch Bendix	
PALIO WEEKEND 1.5	97 / 00	PD/68	Teves	FI/91-S/F FI/91-CP FI/129-CPA	Bosch Bosch Bendix	
PALIO WEEKEND 1.6 / Stile 1.6 16V	97 /	PD/48-A	Teves	FI/91-S/F FI/91-CP FI/129-CPA	Bosch Bendix	
PALIO WEEKEND 1.6 16V	98 / 99	PD/68	Teves	FI/91-S/F FI/91-CP FI/129-CPA	Bosch Bosch Bendix	
PALIO WEEKEND 1.6 ELX	99 /	PD/68	Teves	FI/91-S/F FI/91-CP FI/129-CPA	Bosch Bendix	
PALIO WEEKEND 1.7 TD / 1.7 TD Stile	97 /	PD/48-A	Teves	FI/91-S/F FI/91-CP FI/129-CPA	Bosch Bendix	
PALIO WEEKEND 1.8	03 /	PD/68	Teves	FI/91-S/F FI/91-CP FI/127-CPA	Bosch Bosch Lockheed	
PALIO WEEKEND ADVENTURE 1.6	99 / 03	PD/68	Teves	FI/91-S/F FI/91-CP FI/127-CPA	Bosch Bosch Lockheed	
PALIO WEEKEND ADVENTURE 1.8	03 /	PD/68	Teves	FI/91-S/F FI/91-CP FI/127-CPA	Bosch Bosch Lockheed	
PALIO WEEKEND ADVENTURE LOCKER 1.8	09 /	PD/66	Teves	FI/91-S/F FI/91-CP FI/127-CPA	Bosch Bosch Lockheed	
PALIO WEEKEND CITY 1.5	99 / 00	PD/68	Teves	FI/91-S/F FI/91-CP FI/129-CPA	Bosch Bosch Bendix	
PALIO WEEKEND ELX 1.4	06 /	PD/60	Teves	FI/91-S/F FI/91-CP FI/127-CPA	Bosch Bosch Lockheed	
PALIO WEEKEND ELX 1.5	99 / 00	PD/68	Teves	FI/91-S/F FI/91-CP FI/129-CPA	Bosch Bosch Bendix	
PALIO WEEKEND ELX 1.6	98 / 00	PD/60	Teves	FI/91-S/F FI/91-CP FI/129-CPA	Bosch Bosch Bendix	
PALIO WEEKEND ELX FIRE 1.0 16V	01 /	PD/60	Teves	FI/91-S/F FI/91-CP FI/127-CPA	Bosch Bosch Lockheed	
PALIO WEEKEND ELX FIRE 1.3 16V	00 /	PD/68	Teves	FI/91-S/F FI/91-CP FI/129-CPA FI/127-CPA	Bosch Bosch Bendix Lockheed	
PALIO WEEKEND EX 1.5	99 / 00	PD/68	Teves	FI/91-S/F FI/91-CP FI/129-CPA	Bosch Bosch Bendix	
PALIO WEEKEND HLX 1.8	05 /	PD/68	Teves	FI/91-S/F FI/91-CP FI/127-CPA	Bosch Bosch Lockheed	
PALIO WEEKEND SPORT 1.6 16V	98 / 00	PD/68	Teves	FI/91-S/F FI/91-CP FI/129-CPA	Bosch Bosch Bendix	
PALIO WEEKEND STILE 1.6 16V	98 / 02	PD/68	Teves	FI/91-S/F FI/91-CP FI/127-CPA	Bosch Bosch Lockheed	
PALIO YOUNG 1.0	01	PD/60	Teves	FI/97-CP	Teves	
PANORAMA	80 / 86	PD/10 PD/18	Bendix Teves	FI/90	Teves	Freio traseiro Ø185,0x30,0mm

MODEL / MODELO	YEAR - AÑO	FRONT DELANTERA	SYSTEM SISTEMA	BACK TRASERA	SYSTEM SISTEMA	OBS.
<b>FIAT</b>						
PICAPE	83 / 86	PD/10	Bendix	FI/90	Teves	Freio traseiro Ø185,0x30,0mm
PICAPE	83 / 87	PD/18	Teves	FI/90	Teves	Freio traseiro Ø185,0x30,0mm
PICAPE	87 / 93	PD/25 PD/25-A PD/25-B PD/26	Teves Teves Teves Varga	FI/90	Teves	Freio traseiro Ø185,0x30,0mm
PRÊMIO	85 / 95	PD/25 PD/25-A PD/25-B PD/26	Teves Teves Teves Varga	FI/90	Teves	Freio traseiro Ø185,0x30,0mm
PUNTO 1.4	07 /	PD/68	Teves			
PUNTO 1.4 i GT Turbo/ 1.8 16 V	93 /	PD/335-A	Girling	PD/430	Girling	
PUNTO 1.4 T-JET	09 /	PD/66	Teves			
PUNTO 1.8	07 /	PD/68	Teves			
REGATTA 100 / Weekend	86 / 91	PD/27-A	Girling	8017-S/F		Resorte largo
REGATTA 100 / Weekend	86 / 91	PD/335-A	Girling	8017-S/F		Resorte corto
REGATTA 85	85 /	PD/25-RA	Teves	8017-S/F		
REGATTA 85	85 / 92	PD/301-A	Bendix	8017-S/F		
REGATTA 85/100	93 /	PD/25-RA-R	Teves	8017-S/F		
REGATTA SCL / SL	93 /	PD/26-A	Varga	8017-S/F		
SCUDO 1.6 / 1.9 D / 1.9 TD	96 /	PD/448-A	Bendix			
SIENA EL 1.6 / HL 1.6 16V	98	PD/47	Teves	FI/97-CP	Teves	
SIENA EL 1.6 / HL 1.6 16V	99 /	PD/60 PD/60-A	Teves	FI/97-CP	Teves	
SIENA 1.0	99 / 00	PD/60	Teves	FI/97-CP	Teves	
SIENA 1.7 TD EL / 1.7 TD HK	97	PD/25-RA-P		FI/97-CP	Teves	
SIENA 1.7 TD EL / 1.7 TD HK	98	PD/47	Teves	FI/97-CP	Teves	
SIENA 1.7 TD EL/ HL	99 /	PD/60 PD/60-A	Teves	FI/97-CP	Teves	
SIENA 1.8	03 /	PD/68	Teves	FI/97-CP	Teves	
SIENA 16V	97 /	PD/48-A	Teves	FI/97-CP	Teves	
SIENA CITY	99 / 00	PD/60	Teves	FI/97-CP	Teves	
SIENA EL 1.6	97	PD/25 PD/25-A PD/25-B	Teves	FI/97-CP	Teves	
SIENA EL 1.6	98 / 99	PD/60	Teves	FI/97-CP	Teves	
SIENA EL 1.6 / HL 1.6 16V	97	PD/25-RA-P		FI/97-CP	Teves	
SIENA EL 1.6 16V	97	PD/25 PD/25-A PD/25-B	Teves	FI/97-CP	Teves	
SIENA EL 1.6 16V	98 / 99	PD/60	Teves	FI/97-CP	Teves	
SIENA ELX 1.0	06 /	PD/60	Teves	FI/97-CP	Teves	
SIENA ELX 1.0 / CITY	98 /	PD/60 PD/60-A	Teves	FI/97-CP	Teves	
SIENA ELX 1.4	06 /	PD/60	Teves	FI/97-CP	Teves	
SIENA ELX 1.5	00	PD/60	Teves	FI/97-CP	Teves	
SIENA ELX 1.6	98 / 00	PD/60	Teves	FI/97-CP	Teves	
SIENA ELX 1.6 16V	01 /	PD/68	Teves	FI/97-CP	Teves	
SIENA ELX FIRE 1.0 16V	01 / 05	PD/60	Teves	FI/97-CP	Teves	
SIENA ELX FIRE 1.3 16V	00 / 05	PD/60	Teves	FI/97-CP	Teves	
SIENA EX FIRE 1.0 16V	01 / 05	PD/60	Teves	FI/97-CP	Teves	
SIENA HL 1.6 16V	97	PD/25 PD/25-A PD/25-B	Teves	FI/97-CP	Teves	
SIENA HL 1.6 16V	98	PD/60	Teves	FI/97-CP	Teves	
SIENA HLX 1.8	05 /	PD/68	Teves	FI/97-CP	Teves	
SIENA SPORT 1.6 16V	98 / 99	PD/60	Teves	FI/97-CP	Teves	
SIENA STILE 1.6 16V	98 / 99	PD/60	Teves	FI/97-CP	Teves	
STILO 1.2 16V	02-02 /	PD/509-B	Bosch	PD/518	Bosch	
STILO 1.4 16V	01-04 /	PD/509-B	Bosch	PD/518	Bosch	
STILO 1.8 16V	03 /	PD/511-B	Bosch	PD/518	Bosch	
STILO 1.8 8V	03 /	PD/509-B	Bosch	FI/91-S/F FI/91-CP	Bosch	
STILO 1.9 JTD	10-01 /	PD/511-B	Bosch	PD/518	Bosch	
STILO 2.4 20V	03 /			PD/518	Bosch	
STRADA	98 /	PD/68	Teves	FI/91-S/F FI/91-CP	Bosch	

MODEL / MODELO	YEAR - AÑO	FRONT DELANTERA	SYSTEM SISTEMA	BACK TRASERA	SYSTEM SISTEMA	OBS.
<b>FIAT</b>						
STRADA 1.6 / 1.6 16V	99 /	PD/68	Teves			
STRADA LOCKER	09 /	PD/78-A	Teves	FI/136-CP		
TEMPRA 16V	93 / 94	PD/47-A	Teves	PD/49	Varga	
TEMPRA 16V	95 /	PD/48 PD/48-A	Teves	PD/49	Varga	
TEMPRA 8V	92 / 94	PD/47-A	Teves	FI/91-S/F FI/91-CP FI/125-CP FI/129-CPA	Bosch Bosch Bendix Bendix	
TEMPRA 8V	95 /	PD/48 PD/48-A	Teves	FI/91-S/F FI/91-CP FI/125-CP FI/129-CPA	Bosch Bosch Bendix Bendix	
TEMPRA SW	95 / 97	PD/47-A	Teves	PD/430	Girling	
TEMPRA Turbo	94 /	PD/48 PD/48-A	Teves	PD/49	Varga	
TIPO 1.6	93 / 97	PD/27-A PD/47	Girling Teves	FI/96-S/F FI/96-CPA FI/135-CP	Girling Girling Bendix	
TIPO 1.6 / 1.8	93 / 97	PD/335-A	Girling	8124-S		Resorte corto
TIPO 2.0 16V	94 / 98	PD/48 PD/48-A	Teves	PD/430	Girling	
TIPO 2.0 8V	92 / 94	PD/27-A	Girling	PD/430	Girling	Resorte largo
TIPO 2.0 8V	92 / 94	PD/335-A	Girling	PD/430	Girling	Resorte corto
TIPO 2.0 8V	94 / 97	PD/47-A	Teves	PD/49	Varga	
UNO	84 / 96	PD/25-RA	Teves	FI/90	Teves	Brasileño
UNO	84 / 96	PD/25 PD/25-A PD/25-B PD/26	Teves Teves Teves Varga	FI/90	Teves	
UNO	93 /	PD/25-RA	Teves	FI/90	Teves	Brasileño
UNO	93 /	PD/25-RA-A	Teves	8017-S/F		1 cables bipolar cortos
UNO	93 /	PD/25-RA-B	Teves	8017-S/F		2 cables bipolar largos
UNO	95 /	PD/25-RA-FA	Teves	8017-S/F		1 cable bipolar largo
UNO	88 / 92	PD/26	Varga	8017-S/F		
UNO	90 /	PD/25-RA	Teves	8017-S/F		2 cables bipolar cortos
UNO 1.0 WAY	08 /	PD/47	Teves	FI/97-CP	Teves	
UNO ATTRACTIVE 1.4 EVO 4P	10 /	PD/85	Teves	RN/131-CPA	Girling	
UNO VIVACE 1.0 EVO 4P	10 /	PD/85	Teves	RN/131-CPA	Girling	
UNO WAY 1.0 EVO 4P	10 /	PD/85	Teves	RN/131-CPA	Girling	
UNO WAY 1.4 EVO 4P	10 /	PD/85	Teves	RN/131-CPA	Girling	
UNO 1.5 R	87 / 90	PD/27-A	Girling	FI/90	Teves	Importado
UNO 1.6 R	90 / 94	PD/27-A	Girling	FI/90	Teves	Importado
UNO MILLE	91 /	PD/25-RA	Teves	FI/90	Teves	Brasileño
UNO MILLE	91 /	PD/26	Varga	FI/90	Teves	Brasileño
UNO MILLE 1.0 EX	97 / 01	PD/25 PD/25-A PD/25-B PD/26	Teves Teves Teves Varga	FI/90	Teves	
UNO MILLE 1.0 FIRE	01 /	PD/25 PD/25-A PD/25-B PD/26	Teves Teves Teves Varga	FI/90	Teves	
UNO MILLE 1.0 FIRE	09 /	PD/25	Teves	FI/97-CP	Teves	
UNO MILLE 1.0 SMART	01 / 04	PD/25 PD/25-A PD/25-B PD/26	Teves Teves Teves Varga	FI/90	Teves	
UNO MILLE 1.0 SX	96 / 99	PD/25 PD/25-A PD/25-B PD/26	Teves Teves Teves Varga	FI/90	Teves	
UNO Turbo	92 / 96	PD/48 PD/48-A	Teves	FI/91-S/F	Bosch	
UNO Turbo	90 / 94			PD/430	Girling	Italiano

MODEL / MODELO	YEAR - AÑO	FRONT DELANTERA	SYSTEM SISTEMA	BACK TRASERA	SYSTEM SISTEMA	OBS.
<b>FNM (Alfa Romeo)</b>						
D-11.000	58 / 70	FN/106		FN/107		
FNM-180	73 / 74	FN/106		FN/107		
FNM-180	75 / 77	FN/116		4514-F	Bendix	
FNM-190	76 / 77	4524-B	Master	4515-C		
FNM-210	73 / 77	4524-B	Master	4515-C		
V-15	71 / 77	FN/106		FN/107		

<b>FORD</b>						
1093	64 / 68	8049		8049		
1618-CO	93 /	FD/87	Master	FD/88	Master	
AEROSTAR	91 /	PD/513				
AEROSTAR	86 / 87	PD/605				
AEROSTAR	91 / 95	PD/374				
AEROSTAR	92 / 95	PD/513				
AEROSTAR USA	86 / 91	PD/374				
AERO-WILLYS	60 / 61	1219		1219		
AERO-WILLYS	62 / 71	2006-T	Bendix	2006-T	Bendix	
B-1618-CO	93 / 97	FD/87	Master	FD/88	Master	Ônibus
B-1621	98 /	FD/88	Master	4710	Master	Ônibus
B600	84 / 89	PD/653				
B600	67 /	2060		4564-A		
B700	84 / 89	PD/653				
B7000	84 / 87	PD/653				
BELINA	69 / 77	PD/10	Bendix	8049		
BELINA 4x4	85 / 87	PD/10 PD/18	Bendix Teves	CB/42		
BELINA II	77 / 89	PD/10	Bendix	FD/65 FD/66	Bendix Varga	
BELINA II	80 / 89	PD/18	Teves	FD/65 FD/66	Bendix Varga	
BRONCO 4X4 USA	76 / 86	PD/19-C				
BRONCO 4X4 USA	87 / 93	PD/523				
BRONCO 4X4 USA	94 / 96	PD/356				
BRONCO II	86 / 87	PD/605				
BRONCO II 4X4 USA	83 / 90	PD/513				
BRONCO II 4X4 USA	84 / 90	PD/374				
BRONCO II 4X4 USA	90 /	PD/513				
C-1113	85 / 86			4505-A		
C-1114	85 / 86			4505-A		
C-1117	85 / 86			4505-A		
C-1215	86 / 91	FD/83	Bendix	4515-G	Bendix	
C-1215	92 / 96	FD/83	Bendix	FD/85	Bendix	
C-1215	97 /	FD/86	Master	FD/87	Master	
C-1217	01 /	FD/86	Master	FD/87	Master	
C-1218	87 / 91	FD/83	Bendix	4515-G	Bendix	
C-1313	85 / 87	FD/83	Bendix	4515-G	Bendix	
C-1314	85 / 86	FD/83	Bendix	4515-G	Bendix	
C-1316	02 /	FD/86	Master	FD/87	Master	
C-1317	85 / 86	FD/83	Bendix	4515-G	Bendix	
C-1317	01 /	FD/86	Master	FD/87	Master	
C-1415	86 / 91	FD/83	Bendix	4515-G	Bendix	
C-1415	92 / 96	FD/83	Bendix	FD/84	Bendix	
C-1415	97 /	FD/86	Master	FD/88	Master	3° eixo FD/88
C-1416	00 /	FD/83	Bendix	FD/84	Bendix	
C-1416	98 /	FD/86	Master	FD/88	Master	3° eixo FD/88
C-1417	01 /	FD/86	Master	FD/88	Master	
C-1418	86 / 90	FD/83	Bendix	4515-G	Bendix	
C-1419	90 / 91	FD/83	Bendix	4515-G	Bendix	
C-1421	01 /	FD/86	Master	FD/88	Master	
C-1422	92 / 96	FD/83	Bendix	FD/84	Bendix	
C-1422	97 /	FD/86	Master	FD/88	Master	3° eixo FD/88
C-1514	85 / 86	FD/83	Bendix	4515-G	Bendix	

MODEL / MODELO	YEAR - AÑO	FRONT DELANTERA	SYSTEM SISTEMA	BACK TRASERA	SYSTEM SISTEMA	OBS.
<b>FORD</b>						
C-1516	02 /	FD/87	Master	FD/88	Master	
C-1517	85 / 86	FD/83	Bendix	4515-G	Bendix	
C-1517	12-02 /	FD/87	Master	FD/88	Master	3° eixo FD/88
C-1521	12-02 /	FD/87	Master	FD/88	Master	3° eixo FD/88
C-1615	86 / 90	FD/83	Bendix	4515-G	Bendix	
C-1617	92 / 96	FD/85	Bendix	FD/84	Bendix	
C-1617	97 /	FD/87	Master	FD/88	Master	3° eixo FD/88
C-1617	97 /	FD/87	Master	FD/84	Master	3° eixo 4715
C-1618	86 / 90	FD/83	Bendix	4515-G	Bendix	
C-1618	91 / 96	FD/85	Bendix	FD/84	Bendix	
C-1618	97 /	FD/87	Master	FD/88	Master	3° eixo FD/88
C-1618	97 /	FD/87	Master	FD/84	Master	3° eixo 4715
C-1619	90 / 97	FD/83	Bendix	4515-G	Bendix	
C-1619	91 / 96	FD/85	Bendix	FD/84	Bendix	
C-1621	97 /	FD/87	Master	FD/88	Master	3° eixo FD/88
C-1622	92 / 96	FD/85	Bendix	FD/84	Bendix	
C-1622	97 /	FD/87	Master	FD/88	Master	3° eixo FD/88
C-1622	97 /	FD/87	Master	FD/84	Master	3° eixo 4715
C-1622 GARBAGE	02 /	FD/88	Master	4710	Master	Lixo
C-1630	97 /	FD/87	Master	FD/88	Master	
C-1716	00 /	FD/87	Master	FD/88	Master	
C-1717	01 /	FD/87	Master	FD/88	Master	3° eixo FD/88
C-1721	01 /	FD/87	Master	FD/88	Master	3° eixo FD/88
C-1722	97 /	FD/87	Master	FD/88	Master	3° eixo FD/88
C-1722	97 /	FD/87	Master	FD/88	Master	3° eixo FD/88
C-1722	97 /	FD/87	Master	FD/84	Master	3° eixo 4715
C-1722 GARBAGE	03-02 /	FD/88	Master	4710	Master	Lixo
C-1730	00 /	FD/87	Master	FD/88	Master	
C-1731	03 /	FD/87	Master	FD/88	Master	
C-2217	86 / 90	FD/83	Bendix	4515-G	Bendix	3° eixo 4515-G
C-2218	87 / 90	FD/83	Bendix	4515-G	Bendix	3° eixo 4515-G
C-2218-T	88 / 90	FD/83	Bendix	4515-G	Bendix	3° eixo 4515-G
C-2219	91 / 96	FD/85	Bendix	FD/84	Bendix	3° eixo FD/84
C-2219	90 /	FD/83	Bendix	4515-G	Bendix	3° eixo 4515-G
C-2219-T	90 /	FD/83	Bendix	4515-G	Bendix	3° eixo 4515-G
C-2224	92 / 96	FD/85	Bendix	FD/84	Bendix	
C-2319 6x2	91 / 96	FD/85	Bendix	FD/84	Bendix	3° eixo FD/84
C-2319-T 6x2	91 / 96	FD/85	Bendix	FD/84	Bendix	3° eixo FD/84
C-2322	92 / 96	FD/85	Bendix	FD/84	Bendix	
C-2322 6x2	92 / 96	FD/85	Bendix	FD/84	Bendix	3° eixo FD/84
C-2324	90 / 96	FD/83	Bendix	4515-G	Bendix	3° eixo 4515-G
C-2324 6x4	91 / 97	FD/85	Bendix	FD/84	Bendix	3° eixo FD/84
C-2421 6x2	10-03 /	FD/87	Master	FD/88	Master	3° eixo FD/88
C-2422	89 / 91	FD/83	Bendix	4515-G	Bendix	3° eixo 4515-G
C-2422	92 / 96	FD/85	Bendix	FD/84	Bendix	
C-2422	95 / 02	FD/87	Master	FD/88	Master	
C-2422 6x2	10-03 /	FD/87	Master	FD/88	Master	3° eixo FD/88
C-2422 6x4	92 / 95	FD/85	Bendix	FD/84	Bendix	3° eixo FD/84
C-2422 6x4	96 / 02	FD/87	Master	FD/88	Master	
C-2425	95 / 02	FD/87	Master	FD/88	Master	3° eixo FD/88
C-2428	06 /	FD/88	Master	FD/88	Master	
C-2622	02 /	FD/88	Master	FD/88	Master	
C-2625	00 /	FD/87	Master	FD/88	Master	
C-2626	02 /	FD/88	Master	FD/88	Master	
C-2628	02 /	FD/88	Master	FD/88	Master	
C-2630	98 / 04-02	FD/87	Master	FD/88	Master	3° eixo FD/88
C-2630	05-02 /	FD/88	Master	FD/88	Master	
C-2630	98 /	FD/87	Master	FD/84	Master	3° eixo 4715
C-2631	02 /	FD/88	Master	FD/88	Master	
C-2831	11-04 /	FD/88	Master	FD/88	Master	3° eixo FD/88
C-2932	02 /	FD/88	Master	FD/88	Master	3° eixo FD/88

MODEL / MODELO	YEAR - AÑO	FRONT DELANTERA	SYSTEM SISTEMA	BACK TRASERA	SYSTEM SISTEMA	OBS.
<b>FORD</b>						
C-3222	01 /	FD/87	Master	FD/88	Master	
C-3224	90 / 97	FD/83	Bendix	4515-G	Bendix	
C-3224	91 / 96	FD/85	Bendix	FD/84	Bendix	
C-3224	97 /	FD/87	Master	FD/88	Master	
C-3530	92 / 97	FD/85	Bendix	FD/84	Bendix	
C-4030	95 / 96	FD/85	Bendix	FD/84	Bendix	
C-4030	97 /	FD/87	Master	FD/88	Master	
C-4031	01 /	FD/87	Master	FD/88	Master	
C-4331	01 /	FD/87	Master	FD/88	Master	
C-4331 MaxTon	03 /	FD/87	Master	FD/88	Master	
C-4331 S	10-04 /	FD/87	Master	FD/88	Master	
C-5032	06 /	FD/88	Master	FD/88	Master	
C-700	84 / 86	PD/653				
C-7000	84 / 86	PD/653				
C-712-E	07 /	FD/58	Master	FD/58	Master	Freio HD
C-800	84 / 87	PD/653				
C-8000	84	PD/653				
C-814	96 /	FD/77	Master	FD/77	Master	
C-815	01 /	FD/77	Master	FD/77	Master	
C-815 E	04 /	FD/58	Master	FD/58	Master	Freio HD
C-914	99 /	FD/77	Master	FD/77	Master	
C-915	01 /	FD/77	Master	FD/77	Master	
CF-7000	95 / 97	PD/653				
CF-8000	95 / 97	PD/653				
CONTOUR	96 / 00	PD/352		PD/402-A		
CONTOUR 2.0 / 2.5	94 /	PD/352-A	Teves	PD/402-A	Bendix	
CONTOUR SVT	99 / 00			PD/402-A		
CORCEL	69 / 77	PD/10	Bendix	8049		
CORCEL II	77 / 86	PD/10	Bendix	FD/65 FD/66	Bendix Varga	
CORCEL II	80 / 86	PD/18	Teves	FD/65 FD/66	Bendix Varga	
COUGAR	90 / 92	PD/1033				
COUGAR	93 / 95	PD/694				
COUGAR	93 / 97	PD/694				
COUGAR USA	99 / 00	PD/352				
COUGAR XR-7	90 / 92	PD/1033				
COUGAR XR-8	93 / 94	PD/694				
COUGAR XR-9	96 / 97	PD/678				
COURIER	01 /	PD/34				
COURIER 1.3	97	PD/34	Teves	VW/273 FD/130-CPA		
COURIER 1.3	97 / 99	PD/65	Teves	FD/130-CPA		
COURIER 1.3 / 1.3 i / 1.4 16V	97 / 99	PD/65	Teves	VW/273 FD/130-CPA		
COURIER 1.3 / 1.3 i / 1.4 16V	97 / 99	PD/55		VW/273 FD/130-CPA		
COURIER 1.6	97	PD/34	Teves	VW/273 FD/130-CPA		
COURIER 1.6	06-09 /	PD/79	Teves	FD/130-CPA		
COURIER 1.6 / 1.6 16V	99 /	PD/55		VW/273 FD/130-CPA		
COURIER 1.6 / 1.6 16V	99 /	PD/65	Teves	VW/273 FD/130-CPA		
COURIER 1.8 D	97 /	PD/65	Teves	VW/273 FD/130-CPA		
COURIER 1.8 D	97 /	PD/55		VW/273 FD/130-CPA		
CROWN VICTORIA	73 / 78	PD/19-C				
CROWN VICTORIA	98 / 02	PD/618		PD/704		
CROWN VICTORIA	03 / 05	PD/348		PD/349		
CROWN VICTORIA	03 / 04			PD/1018		
CROWN VICTORIA	05 / 10	PD/348		PD/1018		

MODEL / MODELO	YEAR - AÑO	FRONT DELANTERA	SYSTEM SISTEMA	BACK TRASERA	SYSTEM SISTEMA	OBS.
<b>FORD</b>						
CROWN VICTORIA LIMO	07	PD/348		PD/1018		
CROWN VICTORIA POLICE	05 / 10	PD/348		PD/1018		
CROWN VICTORIA	96 /					Freio de mão FP/99-CP
DAUPHINE	64 / 68	8049		8049		
DEL REY	81 / 83	PD/10 PD/18	Bendix Teves	FD/65 FD/66	Bendix Varga	
DEL REY	84 / 91	PD/22 PD/22-B	Varga	FD/65 FD/66	Bendix Varga	
ECONOLINE E-150	95 / 03	PD/356				
ECONOLINE E-151	04 / 07			PD/1066		
ECONOLINE E-152	08 / 10	PD/1086		PD/1087		
ECONOLINE E-153 USA	75 / 86	PD/19-C				
ECONOLINE E-154 USA	87 / 93	PD/523				
ECONOLINE E-155 USA	94 /	PD/356				
ECONOLINE E-250	97 / 98	PD/559				
ECONOLINE E-250	99 /	PD/559		PD/622		
ECONOLINE E-250	81 / 91	PD/539				
ECONOLINE E-250	92 / 94	PD/524				
ECONOLINE E-350	97 / 98	PD/559				
ECONOLINE E-351	99 / 07	PD/559		PD/622		
ECONOLINE E-352	08 / 10	PD/1086		PD/1087		
ECOSPORT	04 / 08	PD/497				
ECOSPORT	09 / 10	PD/80				
ECOSPORT 1.0 SUPERCHARGER	03 / 03-09	PD/497	Teves	FD/98-CP	Teves	
ECOSPORT 1.0 SUPERCHARGER	04-09 /	PD/80	Teves	FD/98-CP	Teves	
ECOSPORT 1.4 D	03 / 03-09	PD/497	Teves	FD/98-CP	Teves	
ECOSPORT 1.4 D	04-09 /	PD/80	Teves	FD/98-CP	Teves	
ECOSPORT 1.6	03 / 03-09	PD/497	Teves	FD/98-CP	Teves	
ECOSPORT 1.6	04-09 /	PD/80	Teves	FD/98-CP	Teves	
ECOSPORT 2.0	03 / 03-09	PD/497	Teves	FD/98-CP	Teves	
ECOSPORT 2.0	04-09 /	PD/80	Teves	FD/98-CP	Teves	
ECOSPORT AUTOMATICA	09 /	PD/767	Teves			
EDGE 3.5L	07 / 09	PD/1080		PD/1081		
ESCAPE	01 /	PD/530	Teves			
ESCAPE	02 / 07	PD/530				
ESCAPE	08 / 09	PD/803		PD/804		
ESCAPE 4WD	05 / 09	PD/803		PD/804		
ESCORT	97 /	PD/54	Varga	FD/63-S/F FD/126-CPA	Varga	
ESCORT	93 /	PD/35	Bendix	CB/49	Varga	
ESCORT	83 / 90	PD/542				
ESCORT 1.9L	94 / 96	PD/376				
ESCORT 1.9L	94 / 96	PD/132				
ESCORT (U.S.A)	93 / 94	PD/376	Sumitomo			
ESCORT 1.4	93 / 96	PD/34	Teves	FD/63-S/F FD/126-CPA	Varga	
ESCORT 1.6	83 / 92	PD/24 PD/24-A PD/24-B	Teves	FD/64-S/F FD/64-CPA	Varga	
ESCORT 1.6	93 / 96	PD/34	Teves	FD/63-S/F FD/126-CPA	Varga	
ESCORT 1.6	94 / 96	PD/35	Bendix	FD/63-S/F FD/126-CPA	Varga	
ESCORT 1.8	84 / 92	PD/24 PD/24-A PD/24-B	Teves	FD/64-S/F FD/64-CPA	Varga	
ESCORT 1.8	93 / 96	PD/34	Teves	FD/63-S/F FD/126-CPA	Varga	
ESCORT 1.8	94 / 96	PD/35	Bendix	FD/63-S/F FD/126-CPA	Varga	
ESCORT 1.8 16V	97 /	PD/35	Bendix	FD/63-S/F FD/63-CPA	Varga	
ESCORT 1.8 16V SW	97 /	PD/35 PD/65	Bendix Teves	FD/63-S/F FD/63-CPA	Varga	



MODEL / MODELO	YEAR - AÑO	FRONT DELANTERA	SYSTEM SISTEMA	BACK TRASERA	SYSTEM SISTEMA	OBS.
<b>FORD</b>						
ESCORT 1.8 Cabriolet / 1.8 XR3	/ 92	PD/24	Teves	FD/64-S/F FD/64-CPA	Varga	
ESCORT 1.8 XR3	84 / 92	PD/24 PD/24-A PD/24-B	Teves	FD/64-S/F		
ESCORT 16 V SW	96 /	PD/35	Teves	FD/63-S/F FD/126-CPA	Varga	
ESCORT 2.0i XR3	93 / 95	PD/39	Teves	PD/36	Teves	
ESCORT GT 1.9L / 1.8L	94 / 96	PD/132				
ESCORT HOBBY	93 / 96	PD/24 PD/24-A PD/24-B	Teves	FD/64-S/F FD/64-CPA	Varga	
ESCORT ZX2	98 / 01	PD/132		PD/558		
ESCORT ZX3	98 / 01	PD/132		PD/1041		
EXCURSION	01 / 05	PD/62		PD/63		
EXPEDITION	97 / 98	PD/565		PD/566		Americana
EXPEDITION	98 / 02	PD/565				Americana
EXPEDITION	97 / 99	PD/565		PD/566		
EXPEDITION	99 / 02	PD/565				
EXPEDITION	03 / 06	PD/750		PD/751		
EXPEDITION 4X4	97 / 02	PD/565		PD/566		
EXPEDITION LIMITED/ KING RANCH / XLT 4X4 5.4L	07 / 10	PD/1083				
EXPLORER	93 / 95	PD/374	Bendix			Freio de mão FD/99-CP
EXPLORER	95 /	PD/332	Bendix	PD/410	Bendix	Freio de mão FD/99-CP
EXPLORER	91 / 94	PD/374				
EXPLORER	02 / 05	PD/365		PD/736		
EXPLORER	06 / 08	PD/1023				
EXPLORER	09 / 10			PD/775		
EXPLORER 4X4	91 / 94	PD/374				
EXPLORER 4X4	95 / 01	PD/332		PD/410		
EXPLORER SPORT	98 / 00	PD/332		PD/410		
EXPLORER SPORT	01 / 02	PD/365		PD/410		
EXPLORER SPORT TRACK	06 / 08	PD/1023				
F-100	60 / 66	2038 2038-T				
F-100	67 / 85	287-T		287-T		
F-100	86 / 92	PD/19-C	Bendix	287-T		
F-100	56 / 61	287				
F-100	61 / 67	2053-T				
F-100	68	2121-T		2006-T	Bendix	1ª Série
F-100	68 / 78	2121-T		FD/68		2ª Série
F-100	71 / 83	PD/19-C				
F-100 / F-1000	93 /	PD/19-C	Bendix	2080-T	Bendix	
F-100 4x2 3.9 TD / XL	99 /	PD/62	Bosch	FD/78	Bendix	Argentina
F-100 4x2 3.9 XLT	99 /	PD/62	Bosch	PD/63	Bosch	Argentina
F-100 4x4 4.3 TD / XL / XLT	99 /	PD/106	Bendix	2080-T	Bendix	
F-100 USA	73 / 82	PD/19-C				
F-1000	79 / 94	PD/19-C	Bendix	2080-T	Bendix	
F-1000	95 / 98	PD/106	Bendix	2080-T	Bendix	
F-1000	00 /	PD/113	Bosch			
F-1000 4x4	93 / 94	PD/105	Bendix	2080-T	Bendix	
F-1000 4x4	94 / 98	PD/106	Bendix	2080-T	Bendix	
F-1000 Turbo	90 / 94	PD/19-C	Bendix	2080-T	Bendix	
F-1000 Turbo	95 / 98	PD/106	Bendix	2080-T	Bendix	
F-11000	81 / 89	FD/74	Bendix	FD/75	Bendix	
F-11000	89 / 92	FD/83	Bendix	FD/85	Bendix	
F-12000	81 / 82	FD/79	Varga	FD/80	Varga	
F-12000	87 / 88	FD/74	Bendix	FD/75	Bendix	
F-12000	87 / 89	FD/83	Bendix	4515-G	Bendix	
F-12000	89 / 92	FD/83	Bendix	FD/84	Bendix	
F-12000	92 / 96	FD/83	Bendix	FD/85	Bendix	
F-12000	97 /	FD/86	Master	FD/87	Master	
F-13000	81 / 86	FD/76	Bendix	4514-F	Bendix	

MODEL / MODELO	YEAR - AÑO	FRONT DELANTERA	SYSTEM SISTEMA	BACK TRASERA	SYSTEM SISTEMA	OBS.
<b>FORD</b>						
F-14000	87 / 89	FD/83	Bendix	4515-G	Bendix	
F-14000	89 / 96	FD/83	Bendix	FD/84	Bendix	
F-14000	97 /	FD/86	Master	FD/88	Master	
F-150	67 / 85	287-T		287-T		
F-150	86 / 92	PD/19-C	Bendix	287-T		
F-150	98			PD/566		Americana
F-150	00 / 04	PD/565				Americana
F-150	79 / 90	PD/19-C				
F-150	91 / 93	PD/523				
F-150	94 / 96	PD/356				
F-150	97 / 02	PD/137		PD/566		
F-150	99 / 03	PD/565		PD/566		
F-150	03 / 08	PD/137				
F-150	04 /	PD/590		PD/591		
F-150	04 / 08	PD/590		PD/591		
F-150 4x4	93 /	PD/19-C	Bendix	2080-T	Bendix	
F-150 4X4	99 / 03	PD/137		PD/566		
F-150 BRONCO	94 / 96	PD/356	Bendix			Americana
F-150 RANGER	94 / 96	PD/356	Bendix			Americana
F-150 RANGER	79 / 93	PD/19-C	Bendix	2053		Americana
F-150 USA	75 / 86	PD/19-C				
F-150 USA	87 / 88	PD/523				
F-150 USA	94 / 96	PD/356				
F-16000	99 /	FD/87	Master	FD/88	Master	
F-19000	81 / 82	FD/79	Varga	FD/80	Varga	
F-200	75 / 80	PD/19-C				
F-200	81 / 84	PD/539				
F-200	85 / 91	PD/539				
F-200	80 / 85	PD/19-C				
F-200	80 / 85	PD/539				
F-2000	80 / 85	PD/19-C	Bendix	FD/71		
F-21000	81 / 83	FD/76	Bendix	4514-F	Bendix	3° eixo 4514-F
F-22000	82 / 85	FD/76	Bendix	4514-F	Bendix	3° eixo 4514-F
F-22000	86 / 89	FD/83	Bendix	4515-G	Bendix	3° eixo 4515-G
F-22000	89 / 91	FD/83	Bendix	FD/84	Bendix	3° eixo FD/84
F-250	98 /			FD/101-CP		Freio traseiro Ø330x70,6
F-250		FD/60		2146-T-S/F		
F-250	97	PD/565		PD/566		Americana
F-250	98 / 99	PD/565				Americana
F-250	89 / 94	PD/608				
F-250	95 / 08	PD/559				
F-250	97 / 03	PD/565		PD/566		
F-250 5.0L / 5.8L	84 / 88	PD/539				
F-250 HD	05 / 07			PD/642		
F-250 SPORT FX4	04 / 07	PD/643		PD/641		
F-250 XL	98 /	PD/62	Bosch	FD/78		
F-250 XL 4X4 / XLT 4X2 / XLT 4X4	06 / 07	PD/643		PD/641		
F-250 XLT	98 / 02	PD/62	Bosch	PD/63 FD/78	Bosch Bendix	
F-250 XLT	03 /	PD/62	Bosch	FD/78	Bendix	
F-250 XLT 4X2	00 /	PD/62				
F-350	60 / 66	2075-T		2042	Bendix	
F-350	62 / 67	2026-T		2042		
F-350	68 / 71	2026-AT		2042-A	Bendix	
F-350	72 / 78	2042-A	Bendix	FD/73		
F-350	98 /	PD/62	Bosch	FD/78		
F-350	98 /			FD/101-CP		Freio traseiro Ø330x70,6
F-350	67 /	2137-RA		2137-RA		
F-350	74 / 89	PD/539				
F-350	90 / 94	PD/608				

MODEL / MODELO	YEAR - AÑO	FRONT DELANTERA	SYSTEM SISTEMA	BACK TRASERA	SYSTEM SISTEMA	OBS.
<b>FORD</b>						
F-350	95 / 02	PD/559				
F-350	95 / 02	PD/559				
F-350	99 / 04	PD/62				
F-350	99 / 04	PD/62		PD/63		
F-350 4X4 USA	79 / 89	PD/539				
F-350 4X4 USA	90 / 94	PD/608				
F-350 HD	05 / 07	PD/643		PD/641		
F-350 HD	08 / 09	PD/643		PD/641		
F-350 USA	80 / 85	PD/539				
F-400	75 / 77	2042-A	Bendix	FD/72	Bendix	
F-400	92 /	PD/102		FD/72		
F-4000	75 / 84	2042-A	Bendix	FD/72	Bendix	
F-4000	85 / 98	PD/102	Varga	FD/72	Bendix	
F-4000 Turbo	96 / 98	PD/109	Varga	PD/109	Varga	
F-4000 Turbo	98 / 01	PD/62	Bosch	PD/62	Bosch	
F-4000 Turbo	02 /	PD/62	Bosch	PD/62 FD/72	Bosch Bendix	
F-450 V10	97 / 98	PD/654		PD/570		
F-450 V10	99 / 04	PD/570		PD/570		
F-450 V10	05 / 08	PD/640		PD/641		
F-450 V10 / V8 DIESEL 6.8L / 6.0L	09 /	PD/640		PD/640		
F-450 V8	94 / 98	PD/654		PD/654		
F-500	55 / 63	2043		2032		
F-550 V10	99 / 04	PD/570		PD/570		
F-550 V10	05 /	PD/640		PD/641		
F-600	68 / 69	9220		4596-B		
F-600	70/71	4564-A		9233		
F-600	72 / 87	9232		9233		
F-600	59 / 60	2060		2032		
F-600	60 / 71	2060		4564-A		
F-600	72 / 80	FD/74	Bendix	FD/75	Bendix	
F-600 V8 6.3L	84 / 89	PD/126				
F-650	01 / 02	PD/143		PD/143		
F-650	04 / 09	PD/146		PD/146		
F-700	95 / 98	PD/653				
F-700	84 / 94	PD/653				
F-700	68 / 69	9220		4596-B		
F-700	70 / 71	4564-A		9233		
F-700	72 / 87	9232		9233		
F-700	76 / 80	FD/76	Bendix	4514-F	Bendix	
F-700	00 /	PD/126				
F-7000	84 / 87	PD/653				
F-7000	76 / 80	FD/74	Bendix	FD/75	Bendix	
F-7000	79 / 80	FD/79	Varga	FD/80	Varga	
F-7000	82 / 90	9232		9233		
F-750	71 / 77	FD/76	Bendix	4514-F	Bendix	
F-750	04 / 08	PD/146		PD/146		
F-800	95 / 99	PD/653				
F-800	83 / 89	PD/653				
F-800	86 / 88	PD/126				
F-8000	83 / 86	PD/653				
F-8000	77 / 80	FD/76	Bendix	4514-F	Bendix	
F-8500	77 / 79	FD/76	Bendix	4514-F	Bendix	
F-900	66 /	2060	Frenaire	4317-G	Frenaire	
FAIRLANE	69 / 73			2006-RA		6 Cilindros
FAIRLANE	74 / 80	PD/9	Varga	2006-RA		
FALCON	62 / 64	2071		2072		
FALCON FUTURA	65 / 70	2051-A 2051-AT		2012-B 2012-BT		
FALCON RANCHERA	71 / 91	PD/9	Varga	2012-B 2012-BT		
FIESTA	98 / 00	PD/34				

MODEL / MODELO	YEAR - AÑO	FRONT DELANTERA	SYSTEM SISTEMA	BACK TRASERA	SYSTEM SISTEMA	OBS.
<b>FORD</b>						
FIESTA	98 / 00	PD/55				
FIESTA	03 / 08	PD/603				
FIESTA 1.6L	03 / 08	PD/65				
FIESTA 1.0	96 / 97	PD/55	Teves	FD/64-S/F FD/134-CP	Varga	Importado
FIESTA 1.0	98 / 02	PD/55	Teves	FD/61-S/F FD/61-CPA	Varga	
FIESTA 1.0 SOHC (Novo)	02 /	PD/55	Teves	FD/98-CP	Teves	sem ABS
FIESTA 1.0 SOHC Supercharger	02 / 05-09	PD/65	Teves	FD/98-CP	Teves	sem ABS
FIESTA 1.0 SOHC Supercharger	06-09 /	PD/79	Teves	FD/98-CP	Teves	sem ABS
FIESTA 1.0 SOHC Supercharger	02 / 03-09	PD/497	Teves	FD/98-CP	Teves	com ABS
FIESTA 1.0 SOHC Supercharger	04-09 /	PD/80	Teves	FD/98-CP	Teves	com ABS
FIESTA 1.3	95 / 97	PD/55	Teves	FD/64-S/F FD/134-CP	Varga	Importado
FIESTA 1.3	98 / 00	PD/55	Teves	FD/61-S/F FD/61-CPA	Varga	
FIESTA 1.4 16V	96 / 97	PD/65	Teves	FD/64-S/F FD/134-CP	Varga	Importado
FIESTA 1.4 16V	98 / 99	PD/65	Teves	FD/61-S/F FD/61-CPA	Varga	
FIESTA 1.4 16V	96	PD/34	Teves	FD/64-S/F FD/134-CP	Varga	Europeo
FIESTA 1.4 D	02 / 03-09	PD/497	Teves	FD/98-CP	Teves	com ABS
FIESTA 1.4 D	04-09 /	PD/80	Teves	FD/98-CP	Teves	com ABS
FIESTA 1.6	99 / 02	PD/65	Teves	FD/61-S/F FD/61-CPA	Varga	
FIESTA 1.6 SOHC (Novo)	02 / 05-09	PD/65	Teves	FD/98-CP	Teves	sem ABS
FIESTA 1.6 SOHC (Novo)	06-09 /	PD/79	Teves	FD/98-CP	Teves	sem ABS
FIESTA 1.6 SOHC (Novo)	02 / 03-09	PD/497	Teves	FD/98-CP	Teves	com ABS
FIESTA 1.6 SOHC (Novo)	04-09 /	PD/80	Teves	FD/98-CP	Teves	com ABS
FIESTA 1.6 SOHC	02 / 05-09	PD/65	Teves	FD/98-CPA	Teves	sem ABS
FIESTA 1.6 SOHC	06-09 / 10	PD/79	Teves	FD/98-CPA	Teves	sem ABS
FIESTA 1.6 SOHC	02 / 03-09	PD/497	Teves	FD/98-CPA	Teves	com ABS
FIESTA 1.6 SOHC	04-09 / 10	PD/80	Teves	FD/98-CPA	Teves	com ABS
FIESTA SIGMA 1.6L 16V FLEX	10 /	PD/1097				
FIESTA 1.8 D	00 /	PD/65	Teves	FD/61-S/F FD/61-CPA	Varga	Brasileiro
FIESTA HUNDRED 3.0L	05 / 07	PD/1021		PD/768		
FIESTA IKON	01 / 05	PD/34				
FIESTA SEDAN	03 / 08	PD/603				
FIESTA SEDAN/ MANUAL	09 / 10	PD/65				
FIESTA SEDAN/ TRANS AUTO	08 / 09	PD/497				
FOCUS	05 / 07	PD/767				
FOCUS	06 / 07	PD/767		PD/480		
FOCUS 2.0L	00 / 04	PD/442				
FOCUS 1.8 TDi GHIA / LX 4 y 5 Puertas	99 /	PD/442	Teves	PD/480	Girling	
FOCUS 1.8i 16v LX / CLX 5 Puertas	99 /	PD/442	Teves	PD/480	Girling	
FOCUS 2.0i 16v CLX / GHIA 4 y 5 Puertas	99 /	PD/442	Teves	PD/480	Girling	
FOCUS HATCH 1.8 GL	99 / 03	PD/442	Teves	FD/138-CPA		
FOCUS HATCH 1.8 GLX	99 / 03	PD/442	Teves	FD/138-CPA		
FOCUS HATCH 2.0 GLX	99 / 03	PD/442	Teves	PD/480	Teves	
FOCUS HATCH 2.0 GHIA	99 / 03	PD/442	Teves	PD/480	Teves	
FOCUS SEDAN 1.8 GLX	99 / 03	PD/442	Teves	FD/138-CPA		
FOCUS SEDAN 2.0 GLX	99 / 03	PD/442	Teves	PD/480	Teves	
FOCUS SEDAN 2.0 GHIA	99 / 03	PD/442	Teves	PD/480	Teves	
FOCUS HATCH 1.6 GL	04 / 08	PD/442	Teves	FD/138-CPA		
FOCUS HATCH 1.6 8V GLX	04 / 08	PD/442	Teves	FD/138-CPA		
FOCUS HATCH 2.0 16V GLX	04 / 08	PD/442	Teves	PD/480	Teves	com ABS
FOCUS HATCH 2.0 16V GHIA	04 / 08	PD/442	Teves	PD/480	Teves	com ABS
FOCUS HATCH 2.0 16V GLX	04 / 08	PD/442	Teves	FD/138-CPA		sem ABS
FOCUS HATCH 2.0 16V GHIA	04 / 08	PD/442	Teves	FD/138-CPA		sem ABS
FOCUS SEDAN 1.6 8V GLX	04 / 08	PD/442	Teves	FD/138-CPA		
FOCUS SEDAN 2.0 16V GLX	04 / 08	PD/442	Teves	PD/480	Teves	com ABS

MODEL / MODELO	YEAR - AÑO	FRONT DELANTERA	SYSTEM SISTEMA	BACK TRASERA	SYSTEM SISTEMA	OBS.
<b>FORD</b>						
FOCUS SEDAN 2.0 16V GHIA	04 / 08	PD/442	Teves	PD/480	Teves	com ABS
FOCUS SEDAN 2.0 16V GLX	04 / 08	PD/442	Teves	FD/138-CPA		sem ABS
FOCUS SEDAN 2.0 16V GHIA	04 / 08	PD/442	Teves	FD/138-CPA		sem ABS
FOCUS ST 2.5L	08 /	PD/767	Teves	PD/480		
FOCUS HATCH 1.6L GL	08 /	PD/767	Teves	PD/796		
FOCUS HATCH 1.6L GLX	08 /	PD/767	Teves	PD/796		
FOCUS HATCH 2.0L GLX	08 /	PD/767	Teves	PD/796		
FOCUS HATCH 2.0L GHIA	08 /	PD/767	Teves	PD/796		
FOCUS SEDAN 1.6L GL	08 /	PD/767	Teves	PD/796		
FOCUS SEDAN 1.6L GLX	08 /	PD/767	Teves	PD/796		
FOCUS SEDAN 2.0L GLX	08 /	PD/767	Teves	PD/796		
FOCUS SEDAN 2.0L GHIA	08 /	PD/767	Teves	PD/796		
FOCUS WAGON 2.0L	00 / 04	PD/442		PD/796		
FOCUS ZX3	00 / 04	PD/442		PD/796		
FREESTAR	04 / 08	PD/800		PD/765		
FT-7000	79 / 80	FD/79	Varga	FD/80	Varga	
FT-800; Air	84 / 86	PD/653				
FT-8000	84	PD/653				
FT-8000	77 / 80	FD/76	Bendix	4514-F	Bendix	
FT-900	85 / 86	PD/653				
FUSION	06 /	PD/647		PD/646		
FUSION 2.3L / 3.0L	06 /	PD/647		PD/646		
FUSION 3.5L	10 /	PD/647		PD/646		
FUSION 2.5L 16V	06 /	PD/647		PD/646		
FUSION 3.0L V6 24V	06 /	PD/647		PD/646		
GALAXI	95 /	PD/44 PD/44-B	Teves	VW/276	VW	
GALAXI	95 /	PD/45	Varga	VW/276	VW	
GALAXI 2.0 GHIA	89 /	PD/28 PD/28-B	Teves	VW/276	VW	
GALAXIE 500	71 / 76	PD/19-C				
GALAXIE-500	67 / 68	2053-T		2053-T		
GALAXIE-500	69 / 70	2080-T	Bendix	2121-T		
GALAXIE-500	71 / 80	PD/1	Teves	2121-T		
GALAXIE-500	80 / 82			2121-T		
GHIA 2.3L / 3.0L	91 / 94	PD/542				
GORDINI	64 / 68	8049		8049		
GRANADA	84 / 92	PD/39	Teves			
GRANDMARQUIS	91 / 94					
GRANDMARQUIS	98 / 02	PD/618		PD/705		
GRANDMARQUIS 4.6L	95 /	PD/702				
GRANDMARQUIS 4.6L	03 / 05	PD/348		PD/349		
GRANDMARQUIS 5.0L	82 / 84	PD/679				
INTERLAGOS	64 / 68	8049		8049		
ITAMARATY	65 / 71	2006-T	Bendix	2006-T	Bendix	
JEEP	56 / 59	2011		2011		
JEEP	60 / 83	1219		1219		
KA 1.6L	01 / 05	PD/55				
KA 1.6L	01 / 08	PD/34				
KA 1.0	97	PD/55	Teves	FD/64-S/F	Varga	
KA 1.0	98 /	PD/55	Teves	FD/61-S/F FD/61-CPA	Varga	
KA 1.0 / 1.3	97	PD/55	Teves	FD/64-S/F FD/134-CP	Varga	Brasileiro
KA 1.3	97 /	PD/55	Teves	FD/64-S/F	Varga	
KA 1.3	97 /	PD/55	Teves	FD/61-S/F FD/61-CPA	Varga	
KA 1.6	01 /	PD/65	Teves	FD/61-S/F FD/61-CPA	Varga	
L-800	84	PD/653				
L-8000	84 / 89	PD/653				
LANDAU	76 / 80	PD/1	Teves	2121-T		
LANDAU	80 / 82			2121-T		
LN	95 / 97	PD/653				
LN-700	84 / 86	PD/653				

MODEL / MODELO	YEAR - AÑO	FRONT DELANTERA	SYSTEM SISTEMA	BACK TRASERA	SYSTEM SISTEMA	OBS.
<b>FORD</b>						
LN-7000	84 / 89	PD/653				
LN-800	84	PD/653				
LN-8000	84 / 89	PD/653				
LNT-800 / LNT-8000 / LT-800 / LT-8000	84	PD/653				
LOBO	97 / 99	PD/137				
LOBO	97 / 03	PD/137		PD/566		
LOBO	04 /	PD/590		PD/591		
LTD	69 / 70	2080-T	Bendix	2121-T		
LTD	71 / 80	PD/1	Teves	2121-T		
LTD	80 / 82			2121-T		
MAVERICK	73 / 76			2012-BT		6 e 8 Cil.
MAVERICK	75 / 76			2012-BT		4 Cil.
MAVERICK	75 / 76	PD/1	Teves	2012-BT		4, 6 e 8 Cil.
MAVERICK	77 / 79	PD/1	Teves	CB/42		4, 6 e 8 Cil.
MICROBUS	82 / 90	PD/539				
MONDEO	01 /	PD/586		PD/599		
MONDEO 1.8 CLX	94 /	PD/352 PD/352-A	Teves			
MONDEO 1.8 SW	94 /	PD/352 PD/352-A	Teves			
MONDEO 2.0 16V GLX	94 /	PD/352 PD/352-A	Teves			
MONDEO 2.0 16V GHIA/ 2.0i 16V GHIA	94 /	PD/352-A	Teves	PD/402-A	Bendix	
MONDEO 2.0 16V ZTC GHIA	94 /	PD/352-A	Teves			
MONDEO 2.0 CLX	94 /	PD/352 PD/352-A	Teves			
MONDEO 2.0 SW	94 /	PD/352 PD/352-A	Teves			
MONDEO CL / CLX 1.8 / CLX 1.8 TD	94 /	PD/352	Teves	FD/63-S/F		
MUSTANG	94 / 98	PD/694		PD/698		
MUSTANG	99 / 02	PD/722		PD/698		
MUSTANG COBRA 4.6L / 5.0L	95 / 98	PD/1032		PD/698		
MUSTANG COUPE	07 / 09			PD/1068		
MUSTANG GT	03 / 04	PD/1032		PD/699		
MUSTANG GT	05 / 09			PD/1068		
MUSTIQUE	95 / 00	PD/352				
MUSTIQUE	98 / 00	PD/352-A		PD/402-A		
MUSTIQUE	98 / 00	PD/352-A				
MUSTIQUE 2.0L / 2.5L	95 / 00	PD/352		PD/402-A		
ORION	/ 7-95	PD/39	Teves	PD/36	Teves	
ORION 1.6 DL / GL/ i GUIA/ i L / i GL	8-95 /	PD/24	Teves	FD/63-S/F		
P-350	86 / 94	PD/539				
PAMPA 4x2	81 / 83	PD/10 PD/18	Bendix Teves	CB/40	Varga	
PAMPA 4x2	84 / 97	PD/22 PD/22-B	Varga	CB/40	Varga	
PAMPA 4x4	84 / 95	PD/22 PD/22-B	Varga	CB/42		
PICK-UP	58 / 61	1219		1219		
PICK-UP F-75	62 / 83	2006-T	Bendix	2006-T	Bendix	
PROBE	93 / 97	PD/610				
RANGER	93 / 95	PD/374	Bendix	FD/100-CP		Freio traseiro Ø228x47mm
RANGER	95 / 98	PD/332	Bendix	FD/150-CP	Bendix	
RANGER	95 / 98	PD/332	Bendix	FD/150-CP	Bendix	
RANGER	98 / 05	PD/332	Bendix	FD/137-CP		
RANGER	05 /	PD/332	Bendix	CB/51 CB/51-CP	Bosch	
RANGER	86 / 87	PD/605				
RANGER 4WD	10	PD/365		PD/1018		
RANGER RWD	10	PD/365		PD/1018		
RANGER 4x4	10-07 /	PD/365	Bosch	CB/51 CB/51-CP	Bosch	com ABS

MODEL / MODELO	YEAR - AÑO	FRONT DELANTERA	SYSTEM SISTEMA	BACK TRASERA	SYSTEM SISTEMA	OBS.
<b>FORD</b>						
RANGER 4X4 USA	83 / 89	PD/374				
RANGER USA	83 / 94	PD/374				
RANGER XL / XLT	93 / 95	PD/374	Bendix			
RANGER XL / XLT	03 / 08	PD/365				
RANGER XL / XLT 2.3L	96 / 02	PD/332				
ROYALE	92 / 94	PD/28	Teves	VW/276	VW	
ROYALE	94 / 96	PD/44 PD/44-B PD/45	Teves Teves Varga	VW/276	VW	
RURAL	58 / 77	1219		1219		
SABLE	94 / 00	PD/389		PD/696		
SABLE	01 / 04	PD/678		PD/696		
SABLE	01 / 04	PD/678				
SCALA	84 / 88	PD/22 PD/22-B	Varga	FD/65 FD/66	Bendix Varga	
SIERRA 1.6	85 /	PD/24	Teves	FD/69-S/F		
SIERRA 2.3 XRA	85 /	PD/24-A PD/24-B	Teves	FD/69-S/F		
TAUNUS L / GL / GHIA / GT / SP	76 / 84	PD/306	Varga	FD/70-L		
TAURUS	94 / 02	PD/389	Girling	PD/696		
TAURUS	89 / 93	PD/1040				
TAURUS	90 / 91	PD/1040				
TAURUS SW	91 / 95	PD/389	Girling	PD/696		
THUNDERBIRD	89 / 92	PD/1033				
THUNDERBIRD	91 / 92	PD/1033				
THUNDERBIRD	93 / 97	PD/694				
THUNDERBIRD 3.8L / 4.6L / 5.0L	93 / 96	PD/694				
THUNDERBIRD 3.9L	03 /	PD/1008		PD/76		
THUNDERBIRD USA	77 / 79	PD/542				
TOPAZ	84 / 94	PD/542				
TRANSIT		PD/1028-A		PD/1029-A		
TRANSIT	96 /	PD/350	Girling			Rodado 14"
TRANSIT	96 /	PD/351	Girling			
TRANSIT 2.0 Di	00 /	PD/342	Bosch			
TRANSIT 2.0 TDCi	00 /	PD/342	Bosch			
TRANSIT 2.3 16V	00 /	PD/342	Bosch			
TRANSIT 2.4 Di	00 /	PD/342	Bosch			
TRANSIT 2.4 TDE	00 /	PD/342	Bosch			
VERONA	89 / 93	PD/24 PD/24-A PD/24-B	Teves	FD/64-S/F FD/64-CPA	Varga	
VERONA 1.6	94 / 96	PD/35	Bendix	FD/63-S/F FD/126-CPA	Varga	
VERONA 1.8	93 / 96	PD/34	Teves	FD/63-S/F FD/126-CPA	Varga	
VERONA 1.8	94 / 96	PD/35	Bendix	FD/63-S/F FD/126-CPA	Varga	
VERONA 2.0	93 / 96	PD/34	Teves	FD/63-S/F FD/126-CPA	Varga	
VERONA 2.0i	93 / 96	PD/39	Teves	PD/36	Teves	
VERSAILLES	91 / 94	PD/28	Teves	VW/276	VW	
VERSAILLES	94 / 96	PD/44 PD/44-B PD/45	Teves Teves Varga	VW/276	VW	
WINDSTAR	95 / 97	PD/389	Girling			
WINDSTAR	95 / 99			PD/560		
WINDSTAR	99 / 03	PD/575		PD/560		
WINDSTAR	02 / 04	PD/570		PD/570		

<b>GENERAL MOTORS</b>						
400 RALLY	74 / 76	PD/9	Varga	2012-B 2012-BT		
400 SPECIAL	68 / 73	2066 S/F		2012-B 2012-BT		

MODEL / MODELO	YEAR - AÑO	FRONT DELANTERA	SYSTEM SISTEMA	BACK TRASERA	SYSTEM SISTEMA	OBS.
<b>GENERAL MOTORS</b>						
400 SUPER	63 / 67	2012-B 2012-BT		2012-B 2012-BT		
400 SUPER SPORT	68 / 73	2066 S/F		2012-B 2012-BT		
400 SUPER SPORT	74 / 76	PD/9	Varga	2012-B 2012-BT		
A-10	79 / 8-80	PD/19-C	Bendix	2006-T	Bendix	
A-10	79 / 94	PD/19-C	Bendix	2080-T	Bendix	4 e 6 Cil.
A-14	9-80 / 85	PD/19-C	Bendix	2006-T	Bendix	4 Cil.
A-20	85 / 93	PD/19-C	Bendix	2080-T	Bendix	4 e 6 Cil.
A-20	93 / 94	PD/105	Bendix	CB/52		4 e 6 Cil.
A-20	94 / 97	PD/106	Bendix	CB/52		
A-40	85 / 96	PD/103	Teves	FD/72	Bendix	
A-60	81 / 85	VW/256	Bendix	VW/257	Bendix	Est. 2095
ACADIA 3.6L	07 / 09	PD/1024		PD/738		
AGILE LTZ FLEX 1.4	09 / 10	PD/42	Teves	CB/49 CB/49-CPA	Varga	
AGILE LTZ FLEX 1.4	10 /	PD/82	Teves	CB/49 CB/49-CPA	Varga	
ASTRA 2.2L	01 / 03	PD/72		PD/600		
ASTRA 1.8	99 /	PD/57	Teves	CB/46-CP	Bosch	Aro 14"
ASTRA 1.8 (Aro 14")	99 /	PD/57	Teves	PD/38	Teves	Freio de mão CB/175-CP
ASTRA 1.8i 16V	98 /	PD/57	Teves	PD/477	Bosch	
ASTRA 2.0	95 / 98	PD/52	Teves			
ASTRA 2.0 16 V	01 /	PD/72	Teves	PD/38	Teves	Freio de mão CB/175-CP
ASTRA 2.0 16 V	01 /	PD/72	Teves	CB/46-CP	Bosch	
ASTRA 2.0 8V	99 /	PD/57	Teves	CB/46-CP	Bosch	Aro 14"
ASTRA 2.0 8V (Aro 14")	99 /	PD/57	Teves	PD/38	Teves	Freio de mão CB/175-CP
ASTRA 2.0 TD	98 /	PD/57	Teves	PD/477	Bosch	
ASTRA 2.0i 16V	01 /	PD/72	Teves	PD/477	Bosch	
ASTRA OB 2.0L	04 / 06	PD/57		PD/38		
ASTRA OB 2.4L	04 / 06	PD/72		PD/38		
ASTRA OE 1.8L	06 / 07	PD/72		PD/600		
ASTRA RIN 14" 1.8L	00 / 03	PD/57		PD/477		
ASTRA SW 2.0	95 / 98	PD/52	Teves			
ASTRA UNIDADES CON ABS	00 / 03	PD/72		PD/600		
ASTRO	03 / 05	PD/572				
AVALANCHE 1500	02	PD/572		PD/760		
AVALANCHE 1500 4WD	03 / 06	PD/572		PD/760		
AVALANCHE 1500 RWD	03 / 06	PD/572				
AVALANCHE 2500	02 / 06	PD/571		PD/572		
AVALANCHE 4X2	03 / 06	PD/572		PD/589		
AVALANCHE 4X2	07 / 07	PD/594		PD/731		
AVALANCHE 4X4	07 / 09	PD/594		PD/731		
AVALANCHE 4X4 5.3L	02 / 06	PD/572		PD/589		
AVEO		PD/818				
AVEO 1.6L	08 /	PD/475				
BEDFORD Camión y Omnibus	60 / 63	9200		9201		
BEDFORD Camión y Omnibus	64 / 68	9220		9201		
BERETTA	96 /	PD/508				
BLAZER	87 / 89	PD/774				
BLAZER	90 / 95	PD/517				
BLAZER	96 / 03	PD/776		PD/615		
BLAZER 4x2 Cap.1000 kg	95 /	PD/107	Varga	CB/51 CB/51-CP	Bosch	Roda 6 furos
BLAZER 4x2 Cap.750 kg	95 /	PD/107	Varga	CB/132-CP	Bendix	Roda 5 furos
BLAZER 4x4 Cap.1000 kg	97 / 08-05	PD/110	Delphi	CB/51 CB/51-CP	Bosch	Roda 6 furos
BLAZER 4x4 Cap.1000 kg	09-05 /	PD/107	Varga	CB/51 CB/51-CP	Bosch	Roda 6 furos



MODEL / MODELO	YEAR - AÑO	FRONT DELANTERA	SYSTEM SISTEMA	BACK TRASERA	SYSTEM SISTEMA	OBS.
<b>GENERAL MOTORS</b>						
BLAZER 4x4 Cap.750 kg	97 / 08-05	PD/110	Delphi	CB/132-CP	Bendix	Roda 5 furos
BLAZER 4x4 Cap.750 kg	09-05 /	PD/107	Varga	CB/132-CP	Bendix	Roda 5 furos
BLAZER USA	83 / 89	PD/517				
BONANZA	90 / 94	PD/19-C	Bendix	2080-T	Bendix	4 e 6 Cil.
BONANZA	94 / 97	PD/106	Bendix	CB/52		
C-10	64 / 78	2006-T	Bendix	2006-T	Bendix	
C-10	79 / 94	PD/19-C	Bendix	2080-T	Bendix	
C-10	79 / 8-80	PD/19-C	Bendix	2006-T	Bendix	
C-10	85 / 94	PD/19-C	Bendix	2080-T	Bendix	4 e 6 Cil.
C-10	72 / 86	PD/324				
C-10	92 / 93	PD/502				
C-10 / C-10 Suburban	85 / 86	PD/774				
C-14	64 / 78	2006-T	Bendix	2006-T	Bendix	
C-14	9-80 / 85	PD/19-C	Bendix	2006-T	Bendix	4 e 6 Cil.
C-15	64 / 78	2006-T	Bendix	2006-T	Bendix	
C-15	87 / 90	PD/547				
C-15	91 / 99	PD/502				
C-15	99 / 04	PD/133		PD/574		
C-15	00 / 04	PD/572		PD/574		
C-15 SIERRA	07 /	PD/594		PD/731		
C-15 SILVERADO	02 / 04	PD/572		PD/574		
C-15 SILVERADO	05 / 06	PD/594		PD/574		
C-15 SILVERADO	07 / 09	PD/594		PD/731		
C-1500	92 / 00	PD/502				
C-20	85 / 93	PD/19-C	Bendix	2080-T	Bendix	4 e 6 Cil.
C-20	93 / 94	PD/105	Bendix	CB/52		4 e 6 Cil.
C-20	94 / 97	PD/106	Bendix	CB/52		
C-20	79 / 84	PD/1001				
C-20	85 / 87	PD/324				
C-20	88 / 00	PD/502				
C-20	00 / 04	PD/572		PD/574		
C-20	05 / 06	PD/594		PD/574		
C-20 / C-20 Suburban	85 / 86	PD/774				
C-20 USA	88 / 94	PD/548				
C-2500 CHEYENNE	92 / 94	PD/548				
C-2500 CHEYENNE	95 / 98	PD/502				
C-30	69 / 77	2073		2042		
C-30	73 / 87	PD/541				
C-30	80 / 91	PD/324				
C-30	91 / 93	PD/552				
C-35	90 / 00	PD/552				
C-35	01 / 06	PD/571		PD/746		
C-35	96 / 06	PD/133		PD/133		
C-35 DRW	94 / 95	PD/541		PD/541		
C-3500 CHEYENNE	94 / 00	PD/548				
C-3500 HD	01 /	PD/571		PD/746		
C-40	85 / 96	PD/103	Teves	FD/72	Bendix	
C-60	64 / 71	2039		CB/36		
C-60	81 / 85	VW/256	Bendix	VW/257	Bendix	Est. 2095
C-60	72 / 79	FD/74	Bendix	FD/75	Bendix	Est. 2095
C-60	80 / 81	FD/82	Bendix	FD/75	Bendix	Est. 2095
C-60	70 / 78	MB/141		MB/142		Freno a aire
CAMARO Z-28	95 / 97	PD/697				
CAMARO Z-28	98 / 02	PD/713				
CAMINHÃO SÉRIE 6403	60 / 64	2039		2032		
CAMINHÃO SÉRIE 6503	60 / 64	2039		2032		
CAPRICE	77 / 82	PD/324				
CAPRICE	90 / 96	PD/774				
CAPRICE Except Sta. Wagon	85 / 89	PD/774				
CAPRICE Station Wagon	85 / 96	PD/774				
CAPTIVA 2.4 4X2	09 /	PD/711		PD/715		
CAPTIVA 3.6 4X2	09 /	PD/711		PD/715		

MODEL / MODELO	YEAR - AÑO	FRONT DELANTERA	SYSTEM SISTEMA	BACK TRASERA	SYSTEM SISTEMA	OBS.
<b>GENERAL MOTORS</b>						
CAPTIVA 3.6 4X4	09 /	PD/711		PD/715		
CARAVAN	75 / 76	PD/7	Varga	855	Varga	
CARAVAN	77 / 92	PD/8	Varga	855	Varga	
CARAVAN	79 / 92	PD/11	Teves	855	Varga	
CARAVAN	80 / 83	PD/8 PD/11	Varga Teves	CB/48	Bendix	
CAVALIER	95 / 05	PD/508				
CAVALIER	95 / 04	PD/506				
CAVALIER 2.2L / 2.4L	92 / 94	PD/506				
CAVALIER 2.8L / 3.1L	90 / 91	PD/546				
CAVALIER Z-24	91 /	PD/546				
CAVALIER Z-24	92 / 95	PD/506				
CELEBRITY	81 / 89	PD/540				
CELEBRITY	82 / 89	PD/546				
CELTA 1.0	00 / 12-09	PD/42	Teves	FD/61-S/F FD/61-CPA	Varga	
CELTA 1.0	10 /	PD/82	Teves	FD/61-S/F FD/61-CPA	Varga	
CELTA 1.4	03 / 12-09	PD/42	Teves	FD/61-S/F FD/61-CPA	Varga	
CELTA 1.4	10 /	PD/82	Teves	FD/61-S/F FD/61-CPA	Varga	
CENTURY	83 / 87	PD/540				
CENTURY	88 / 96	PD/499				
CHEVELLE	71 / 75	PD/324				
CHEVETTE	73 / 74	CB/42		CB/43		
CHEVETTE	73 / 78	PD/6	Teves	CB/43		
CHEVETTE	79 / 85	PD/6	Teves	CB/47		
CHEVETTE	79 / 93	PD/6	Teves	CB/40	Varga	
CHEVETTE JUNIOR	92 / 93	PD/6	Teves	CB/40	Varga	
CHEVY 1.4L / 1.6L	94 / 03	PD/42				
CHEVY - SS	68 / 73	2066 S/F		2012-B 2012-BT		
CHEVY - SS	74 / 76	PD/9	Varga	2012-B 2012-BT		
CHEVY - SS	77 / 78	PD/9	Varga	8020		
CHEVY C2	04 /	PD/42				
CHEVY GUAYIN 1.6L	00 / 03	PD/42				
CHEVY NOVA	73 / 79	PD/324				
CHEVY PICK UP	99 / 03	PD/54				
CHEVY SEDAN C2	04 /	PD/42				
CHEVY-4	76 / 78	2006-T	Bendix	2006-T	Bendix	
CHEVY-500	83 / 85	PD/6	Teves	CB/47		
CHEVY-500	83 / 93	PD/6	Teves	CB/40	Varga	
CITATION	80 / 86	PD/546				
CITATION	81 / 86	PD/540				
CITATION X-11	83 / 85	PD/540				
CLASSIC	04 / 05	PD/772				
COLORADO	04 / 08	PD/801				
COMODORO	75 / 76	PD/7	Varga	855	Varga	
COMODORO	77 / 92	PD/8	Varga	855	Varga	
COMODORO	79 / 92	PD/11	Teves	855	Varga	
COMODORO	80 / 83	PD/8 PD/11	Varga Teves	CB/48	Bendix	
CORSA (Opel)	/ 91	PD/431	GM			
CORSA 1.0	94 / 00	PD/42	Teves	CB/49 CB/49-CPA	Varga	
CORSA 1.0	01 /	PD/54	Teves	CB/55		
CORSA 1.0	96 / 00	PD/54	Varga	CB/49 CB/49-CPA	Varga	
CORSA 1.0	01 / 12-09	PD/42	Teves	CB/55		

MODEL / MODELO	YEAR - AÑO	FRONT DELANTERA	SYSTEM SISTEMA	BACK TRASERA	SYSTEM SISTEMA	OBS.
<b>GENERAL MOTORS</b>						
CORSA 1.0	10 /	PD/82	Teves	CB/55		
CORSA 1.0	02 /	PD/46	TRW	CB/46-CP		
CORSA 1.0 ( Novo )	02 /	PD/46	TRW	CB/49 CB/49-CPA	Varga	
CORSA 1.4	94 / 99	PD/42	Teves	CB/49 CB/49-CPA	Varga	
CORSA 1.4	96 / 99	PD/54	Varga	CB/49 CB/49-CPA	Varga	
CORSA 1.6	95 / 00	PD/42	Teves	CB/49 CB/49-CPA	Varga	
CORSA 1.6	96 / 00	PD/54	Varga	CB/49 CB/49-CPA	Varga	
CORSA 1.6	01 / 02	PD/42 PD/54	Teves Varga	CB/55		
CORSA 1.8 ( Novo )	02 /	PD/46	TRW	CB/49 CB/49-CPA	Varga	
CORSA HATCHBACK	01 / 09	PD/46				
CORSA II 1.0	02 /	PD/46	Varga	CB/49 CB/49-CPA	Varga	
CORSA II 1.8	02 /	PD/46	Varga	CB/49 CB/49-CPA	Varga	
CORSA PICK-UP 1.6	95 / 12-09	PD/42	Teves	CB/41	Teves	
CORSA PICK-UP 1.6	10 /	PD/82	Teves	CB/41	Teves	
CORSA PICK-UP 1.6	96 /	PD/54	Varga	CB/41	Teves	
CORSA SEDAN	02 / 06	PD/46				
CORSICA	96 /	PD/508				
CORVETTE	91 / 96	PD/1032				
CUTLASS	87 / 90	PD/540				
CUTLASS	91 / 96	PD/499				
D-10	79 / 8-80	PD/19-C	Bendix	2006-T	Bendix	
D-10	85 / 94	PD/19-C	Bendix	2080-T	Bendix	4 e 6 Cil.
D-11.000	85 / 87	VW/256	Bendix	VW/257	Bendix	
D-11.000	85 / 96	CB/53	Bendix	CB/54	Bendix	
D-12.000	87 / 96	VW/256 CB/53	Bendix	VW/257 CB/54	Bendix	
D-13.000	85 / 87	CB/53	Bendix	CB/54	Bendix	
D-14	9-80 / 85	PD/19-C	Bendix	2006-T	Bendix	4 Cil.
D-14.000	87 / 96	CB/53	Bendix	CB/54	Bendix	
D-15	9-80 / 85	PD/19-C	Bendix	2006-T	Bendix	4 Cil.
D-19.000	85 / 90	CB/53	Bendix	CB/54	Bendix	3° eixo CB/54
D-20	85 / 93	PD/19-C	Bendix	2080-T	Bendix	4 e 6 Cil.
D-20	93 / 94	PD/105	Bendix	CB/52		4 e 6 Cil.
D-20	94 / 97	PD/106	Bendix	CB/52		
D-20	93 / 96			CB/57-CP		Freio traseiro Ø330,2x65,0mm
D-21.000	86 / 90	CB/53	Bendix	CB/54	Bendix	3° eixo CB/54
D-22.000	85 / 90	CB/53	Bendix	CB/54	Bendix	3° eixo CB/54
D-40	85 / 96	PD/103	Teves	FD/72	Bendix	
D-60	64 / 71	2039		CB/36		
D-60	81 / 85	VW/256	Bendix	VW/257	Bendix	Est. 2095
D-60	72 / 79	FD/74	Bendix	FD/75	Bendix	Est. 2095
D-60	80 / 81	FD/82	Bendix	FD/75	Bendix	Est. 2095
D-70	70 / 85	659-B		4514-F	Bendix	Est. 2095
D-70	76 / 85	659-B		4514-F	Bendix	Est. 2095
D-70	85	CB/53	Bendix	CB/54	Bendix	
D-70	70 / 85			4514-G	Bendix	Freno hidráulico
D-70 (Detroit Diesel)	76 / 85			4514-G		
D-80	82 / 85	659-B		4514-F	Bendix	Est. 2095
D-80	85	CB/53	Bendix	CB/54	Bendix	
D-80 (Diesel Perkins)	82 / 85			4514-G	Bendix	Freno hidráulico
D-80 (Diesel Perkins)		CB/53	Bendix	CB/54	Bendix	Freno a aire
DIPLOMATA	77 / 92	PD/8	Varga	855	Varga	

MODEL / MODELO	YEAR - AÑO	FRONT DELANTERA	SYSTEM SISTEMA	BACK TRASERA	SYSTEM SISTEMA	OBS.
<b>GENERAL MOTORS</b>						
DIPLOMATA	79 / 92	PD/11	Teves	855	Varga	
DIPLOMATA	80 / 83	PD/8 PD/11	Varga Teves	CB/48	Bendix	
EIGHTY EIGHT	92 / 92	PD/609				
EIGHTY EIGHT	94 / 95	PD/697				
EPICA	09 / 10			PD/1065		
EQUINOX	07 / 08	PD/711		PD/715		
EXPRESS 1.0	/ 98			RN/215-CP		Freio traseiro Ø180,0x42,0mm
EXPRESS 1.4	/ 98			RN/216-CP		Freio traseiro Ø203,0x39,0mm
EXPRESS 1.6	/ 98			RN/216-CP		Freio traseiro Ø203,0x39,0mm
EXPRESS 2.0	/ 98			RN/216-CP		Freio traseiro Ø203,0x39,0mm
EXPRESS 1500	03 /	PD/572				
EXPRESS 2500	03 /	PD/572				
EXPRESS 2500	03 /	PD/571				
EXPRESS 3500	03 /	PD/571				
EXPRESS CARGO VAN 1500	99 / 02	PD/502				
EXPRESS CARGO VAN 1500	03 / 06	PD/572		PD/589		
EXPRESS CARGO VAN 1500 USA	96 / 98	PD/502				
EXPRESS CARGO VAN 250	03 / 06	PD/571		PD/589		
EXPRESS CARGO VAN 250	03 / 06	PD/572		PD/1015		
EXPRESS CARGO VAN 250 4X4 / 4X2	07 /	PD/594		PD/731		
EXPRESS CARGO VAN 250 Exc PBV 3266 Kg	97 / 02	PD/548				
EXPRESS CARGO VAN 250 PBV 3266 Kg	97 / 02	PD/502				
EXPRESS CARGO VAN 2500	96 / 00	PD/548				
EXPRESS CARGO VAN 2500	01 / 02	PD/552				
EXPRESS CARGO VAN 2500	03 / 05	PD/571		PD/589		
EXPRESS CARGO VAN 2500	06 / 08	PD/571		PD/589		
G-10	85 / 89	PD/774				
G-10	94 / 95	PD/774				
G-20	85 / 95	PD/774				
G-20	76 / 94	PD/324				
G-30	97 / 00	PD/552				
GRAND VITARA	00 /	PD/432	Sumitomo			
HHR	06 / 09	PD/815		PD/766		
IMPALA	85	PD/774				
IMPALA	06 / 10	PD/814		PD/677		
IMPALA POLICE	06 / 10	PD/814		PD/677		
IMPALA	71 / 78	PD/324				
IMPALA	01 / 03	PD/564		PD/677		
IPANEMA 1.8	90 / 93	PD/22 PD/22-B	Varga	CB/40	Varga	
IPANEMA 1.8	93 / 96	PD/22 PD/22-B	Varga	CB/41	Teves	
IPANEMA 1.8	96 / 97	PD/54	Varga	CB/41	Teves	
IPANEMA 1.8 / 2.0	93 / 96	PD/22 PD/22-B	Varga	CB/41	Bosch	
IPANEMA 2.0	90 / 93	PD/22 PD/22-B	Varga	CB/40	Varga	
IPANEMA 2.0	93 / 96	PD/22 PD/22-B	Varga	CB/41	Teves	
IPANEMA 2.0	96 / 97	PD/54	Varga	CB/41	Teves	
K-10 / K-10 Suburban	85 / 86	PD/774				
K-20 / 25 4X4 USA	98 / 00	PD/502				
K-20 / K-20 Suburban	85 / 86	PD/774				
K-30 / 35 4X4 USA	98 / 00	PD/548				
K-5 Blazer	85 / 86	PD/774				
KADDET (Opel)	/ 91	PD/431	GM			
KADETT 1.8	89 / 93	PD/22 PD/22-B	Varga	CB/40	Varga	

MODEL / MODELO	YEAR - AÑO	FRONT DELANTERA	SYSTEM SISTEMA	BACK TRASERA	SYSTEM SISTEMA	OBS.
<b>GENERAL MOTORS</b>						
KADETT 1.8	93 / 96	PD/22 PD/22-B	Varga	CB/41	Teves	
KADETT 1.8	96 / 97	PD/54	Varga	CB/41	Teves	
KADETT 2.0	96 / 98	PD/54	Varga	CB/41	Teves	
KADETT GSI	92 / 95	PD/22 PD/22-B	Varga	PD/50	Varga	
KODIAK	92 / 01	PD/127		PD/127		
KODIAK	97 / 02	PD/126		PD/126		
KODIAK C 4500	03 / 05	PD/177		PD/177		
KODIAK C 5500	03 / 04	PD/177		PD/177		
KODIAK C 6500	03 / 04	PD/177		PD/177		
LUMINA	95 / 96	PD/519				
LUMINA APV	95 / 96	PD/697				
LUV	97 / 06	PD/357				
LUV 1.6	89 / 99	PD/357	Akebono	CB/37-S/F		
LUV 2.0	89 / 99	PD/357	Akebono	CB/37-S/F		
LUV 2.3	89 / 99	PD/357	Akebono	CB/37-S/F		
MALIBU	70 / 78	PD/324				
MALIBU	00 / 03	PD/714				
MALIBU	98 / 03	PD/772				
MALIBU	79 / 81	PD/540				
MALIBU	97 / 04	PD/567				
MALIBU	04 / 06	PD/593		PD/766		
MALIBU	06 / 09	PD/815		PD/766		
MARAJÓ	81 / 85	PD/6	Teves	CB/47		
MARAJÓ	81 / 89	PD/6	Teves	CB/40	Varga	
MAXICAB	91 / 93	PD/517				
MERIVA	03 / 07	PD/77				
MERIVA 1.8	02 /	PD/72	Teves	PD/38	Teves	Freio de mão CB/175-CP
MERIVA 1.8	02 / 12-09	PD/77	Teves	CB/46-CP	Bosch	Aro 14"
MERIVA 1.8	10 /	PD/84	Teves	CB/46-CP	Bosch	Aro 14"
MINIBUS	01 / 02	PD/624				
MONTANA 1.8	03 /	PD/46	TRW	CB/46-CP	Bosch	
MONTECARLO	81 / 84	PD/517				
MONTECARLO	06 / 07	PD/814		PD/677		
MONTECARLO POLICE	06	PD/814		PD/677		
MONTECARLO 5.7L	81 / 84	PD/540				
MONZA 1.6	82 / 86	PD/22 PD/22-B	Varga	CB/40	Varga	
MONZA 1.8	84 / 93	PD/22 PD/22-B	Varga	CB/40	Varga	
MONZA 1.8	93 / 94	PD/22 PD/22-B	Varga	CB/41	Teves	
MONZA 2.0	86 / 93	PD/22 PD/22-B	Varga	CB/40	Varga	
MONZA 2.0	93 / 96	PD/22 PD/22-B	Varga	CB/41	Teves	
MONZA 2.0 EFI	92 / 96	PD/22 PD/22-B	Varga	PD/50	Varga	
OMEGA (Opel)	/ 89	PD/431	GM			
OMEGA CD 3.0	92 / 95	PD/40	Varga	PD/38	Teves	Freio de mão CB/175-CP
OMEGA CD 3.8 V6 (Australiano)	99 /	PD/436	Girling	PD/437	Girling	
OMEGA CD 4.1	94 / 98	PD/40	Varga	PD/38	Teves	Freio de mão CB/175-CP
OMEGA GL 2.0	93 / 95	PD/37	Teves	PD/38	Teves	Freio de mão CB/175-CP
OMEGA GL 2.2	94 / 95	PD/37	Teves	PD/38	Teves	Freio de mão CB/175-CP
OMEGA GLS 2.0	92 / 95	PD/37	Teves	PD/38	Teves	Freio de mão CB/175-CP

MODEL / MODELO	YEAR - AÑO	FRONT DELANTERA	SYSTEM SISTEMA	BACK TRASERA	SYSTEM SISTEMA	OBS.
<b>GENERAL MOTORS</b>						
OMEGA GLS 2.2	94 / 95	PD/37	Teves	PD/38	Teves	Freio de mão CB/175-CP
OMEGA GLS 2.2	95 / 98	PD/52	Teves	PD/38	Teves	Freio de mão CB/175-CP
OPALA	69 / 73	CB/39		CB/38		4 e 6 Cil.
OPALA	73 / 76	PD/7	Varga	855	Varga	
OPALA	77 / 92	PD/8	Varga	855	Varga	
OPALA	79 / 92	PD/11	Teves	855	Varga	
OPALA	80 / 83	PD/8 PD/11	Varga Teves	CB/48	Bendix	
OPEL K-180	76 / 78	PD/307	Bendix	8027		
OPTRA	06 /	PD/475		PD/681		
P-20	85 / 89	PD/774				
P-30	92 / 94	PD/552				
P-30	88 / 95	PD/541				
P-30	97 / 03	PD/541				
PICK UP - SÉRIE 3100	56 / 63	2006				
PICK-UP A-14	79 / 85	PD/19-C	Bendix	2080-T	Bendix	
PICK-UP A-20	93 / 94	PD/105	Bendix	CB/52	Bosch	4 y 6 Cilindros
PICK-UP A-20	94 / 97	PD/106	Bendix	CB/52	Bosch	4 y 6 Cilindros
PICK-UP C-10 Diesel	69 / 77	2006-RA	Bendix	2006-RA	Bendix	
PICK-UP C-10 Sevel	86 /	PD/324		2006-RA	Bendix	
PICK-UP C-10/1000	79 / 85	PD/19-C	Bendix	2080-T	Bendix	
PICK-UP C-14	79 / 85	PD/19-C	Bendix	2080-T	Bendix	
PICK-UP C-14/1000	79 / 85	PD/19-C	Bendix	2080-T	Bendix	
PICK-UP C-15	79 / 85	PD/19-C	Bendix	2080-T	Bendix	
PICK-UP C-15/1000	79 / 85	PD/19-C	Bendix	2080-T	Bendix	
PICK-UP C-20	93 / 94	PD/105	Bendix	CB/52	Bosch	4 y 6 Cilindros
PICK-UP C-20	94 / 97	PD/106	Bendix	CB/52	Bosch	4 y 6 Cilindros
PICK-UP D-10/1000	79 / 85	PD/19-C	Bendix	2080-T	Bendix	
PICK-UP D-14/1000	79 / 85	PD/19-C	Bendix	2080-T	Bendix	
PICK-UP D-15/1000	79 / 85	PD/19-C	Bendix	2080-T	Bendix	
PICK-UP D-20	93 / 94	PD/105	Bendix	CB/52	Bosch	4 y 6 Cilindros
PICK-UP D-20	94 / 97	PD/106	Bendix	CB/52	Bosch	4 y 6 Cilindros
PICK-UP SILVERADO	82 / 87			2006-RA	Bendix	
PRISMA	07 / 12-09	PD/42	Teves	FD/61-S/F FD/61-CPA	Varga	
PRISMA	10 /	PD/82	Teves	FD/61-S/F FD/61-CPA	Varga	
PRIZM	97 / 00	PD/712				
PRIZM	01 / 02	PD/712				
R-10	87 / 91	PD/774				
R-10 Suburban	87 / 88	PD/774				
R-1500 Suburban	89	PD/774				
R-20 / R-20 Suburban	87 / 88	PD/774				
R-2500 / R-2500 Suburban	89	PD/774				
S-10	90 / 01	PD/517				
S-10	02 / 03	PD/761				
S-10	04 /	PD/776		PD/615		
S-10 4WD	00 / 04	PD/776		PD/615		
S-10 4x2	95 /	PD/107	Varga	CB/51 CB/51-CP	Bosch	Roda 6 furos
S-10 4x2	95 /	PD/107	Varga	CB/132-CP	Bendix	Roda 5 furos
S-10 4x4	97 / 08-05	PD/110	Delphi	CB/51 CB/51-CP	Bosch	Roda 6 furos
S-10 4x4	09-05 /	PD/107	Varga	CB/51 CB/51-CP	Bosch	Roda 6 furos
SILHOUETTE	91 /	PD/499				
SILHOUETTE	92 / 93	PD/609				
SILHOUETTE	94 / 95	PD/697				
SILVERADO	97 / 01			CB/57-CP		Freio traseiro Ø330,2x65,0mm

MODEL / MODELO	YEAR - AÑO	FRONT DELANTERA	SYSTEM SISTEMA	BACK TRASERA	SYSTEM SISTEMA	OBS.
<b>GENERAL MOTORS</b>						
SILVERADO	97 / 99	PD/106	Bendix	CB/52	Bosch	
SILVERADO 1500	99 / 07	PD/572				Americana
SILVERADO 1500	04			PD/760		
SILVERADO 1500	01 /	PD/571				Americana
SILVERADO 1500	00 / 01	PD/572		PD/572		Americana
SILVERADO 1500	95 / 98	PD/502				
SILVERADO 1500	99 / 04	PD/572		PD/574		
SILVERADO 1500	05 / 06	PD/594		PD/574		
SILVERADO 1500	07 /	PD/572		PD/574		
SILVERADO 1500	08 /	PD/594				
SILVERADO 1500 Crew/4 Wheel Steering	06			PD/760		
SILVERADO 1500 Extended Cab	05			PD/760		
SILVERADO 1500 HD	01 / 07	PD/571		PD/572		Americana
SILVERADO 1500 Hybrid/Crew Cab	06			PD/760		
SILVERADO 2500	99 / 04	PD/571		PD/572		Americana
SILVERADO 2500	95 / 98	PD/502				
SILVERADO 2500	00 / 04	PD/572		PD/574		
SILVERADO 2500	05 / 07	PD/594				
SILVERADO 2500 CABINA EXTENDIDA	05 / 06	PD/594		PD/578		
SILVERADO 2500 HD	01 /	PD/571		PD/572		Americana
SILVERADO 3500	01 / 04	PD/571				Americana
SILVERADO 3500	04 /	PD/571		PD/572		Americana
SILVERADO 3500	01 /	PD/571		PD/571		
SILVERADO 3500 HD - PBT 12000	07 /	PD/571				Americana
SILVERADO DLX Turbo 4.2	99 /	PD/113	Bosch	CB/52	Bosch	
SILVERADO SS	03 / 06	PD/572				Americana
SILVERADO STD	99 /	PD/113	Bosch	CB/52	Bosch	
SILVERADO HD Turbo	99 /	PD/113	Bosch	CB/52		
SONORA	00 / 03	PD/572		PD/578		
SONORA	05 /	PD/572		PD/572		
SONORA	06 /	PD/572		PD/589		
SONORA	06 /	PD/572		PD/578		
SONORA 5.3L	04 /	PD/572		PD/589		
SPARK		PD/598				
SRR	04 / 05	PD/737		PD/738		
SUBURBAN	92 / 99	PD/502				
SUBURBAN	00 / 02	PD/572		PD/578		
SUBURBAN	03 / 06	PD/572		PD/589		
SUBURBAN	07 / 09	PD/594		PD/589		
SUBURBAN 5.7L	87 / 91	PD/324				
SUBURBAN 1500	00 / 06	PD/572		PD/760		
SUBURBAN 2500	00 /	PD/571		PD/572		
SUBURBAN K-10 4X4 USA	94 / 00	PD/502				
SUBURBAN K-20 4X4 USA	94 / 00	PD/502				
SUPREMA CD 3.0	93 / 95	PD/40	Varga	PD/38	Teves	
SUPREMA CD 4.1	94 / 97	PD/40	Varga	PD/38	Teves	
SUPREMA GL 2.0	93 / 94	PD/37	Teves	PD/38	Teves	
SUPREMA GLS 2.0	93 / 95	PD/37	Teves	PD/38	Teves	
SUPREMA GLS 2.2	94 / 95	PD/37	Teves	PD/38	Teves	
SUPREMA GLS 2.2	96 / 97	PD/52	Teves	PD/38	Teves	
SUPREMA GLS 4.1	94 / 97	PD/40	Varga	PD/38	Teves	
TAHOE	00 / 06	PD/572				
TAHOE	03 / 06			PD/760		
TAHOE	07 / 09	PD/594		PD/731		
TAHOE USA	97 / 99	PD/502				
TIGRA	99 /	PD/42				
TORNADO	04 / 07	PD/46				
TRACKER 4X2	99 / 07	PD/419				
TRACKER 4X4	99 / 07	PD/419				
TRACKER 5P 2.0 TD 4x4	01 /	PD/432	Sumitomo			
TRACKER CUATRO PUERTAS	98 /	PD/419				

MODEL / MODELO	YEAR - AÑO	FRONT DELANTERA	SYSTEM SISTEMA	BACK TRASERA	SYSTEM SISTEMA	OBS.
<b>GENERAL MOTORS</b>						
TRACKER DOS PUERTAS	98 /	PD/378				
TRACKER GEO	93 / 95	PD/378				
TRAILBLAZER	02 / 05	PD/737		PD/738		
TRAILBLAZER	06 / 07	PD/1024		PD/738		
UPLANDER	05 / 07	PD/769		PD/810		
V-10 / V-10 Suburban	87	PD/774				
V-10 Suburban	88	PD/774				
V-1500 Suburban	89	PD/774				
V-20 / V-20 Suburban	87	PD/774				
V-20 Suburban	88	PD/774				
V-2500 Suburban	89	PD/774				
VECTRA 2.2L	00 / 02	PD/61				
VECTRA (Opel)	/ 92	PD/431	GM			
VECTRA 2.2 GLS 16V	99 /	PD/52	Teves	PD/38	Teves	
VECTRA 2.4	06 /	PD/72	Teves	PD/38	Teves	Freio de mão CB/175-CP
VECTRA 2.5 CD 24V	99 /	PD/61	Teves	PD/38	Teves	
VECTRA CD 2.0	93 / 96	PD/37	Teves	PD/41	Teves	Freio de mão CB/175-CP
VECTRA CD 2.0	02 /	PD/72	Teves	PD/38	Teves	Freio de mão CB/175-CP
VECTRA CD 2.0 16V	96 / 99	PD/61	Teves	PD/38	Teves	Freio de mão CB/175-CP
VECTRA CD 2.2 16V	96 / 97	PD/52	Teves	PD/38	Teves	Freio de mão CB/175-CP
VECTRA CD 2.2 16V	98 /	PD/61	Teves	PD/38	Teves	Freio de mão CB/175-CP
VECTRA CD 2.2 16V (aro 15")	02 /	PD/72	Teves	PD/38	Teves	Freio de mão CB/175-CP
VECTRA GL 2.0	97 /	PD/52	Teves	PD/38	Teves	Freio de mão CB/175-CP
VECTRA GL 2.0	97 /	PD/52	Teves	CB/46-CP	Bosch	
VECTRA GL 2.2	96 /	PD/52	Teves	PD/38	Teves	Freio de mão CB/175-CP
VECTRA GL 2.2	97 /	PD/52	Teves	CB/46-CP	Bosch	
VECTRA GLS 2.0	93 / 96	PD/37	Teves	PD/41	Teves	Freio de mão CB/175-CP
VECTRA GLS 2.0	97 /	PD/52	Teves	PD/38	Teves	Freio de mão CB/175-CP
VECTRA GLS 2.0	97 /	PD/52	Teves	CB/46-CP	Bosch	
VECTRA GLS 2.0	02 /	PD/72	Teves	CB/46-CP	Bosch	
VECTRA GLS 2.2	93 / 96	PD/37	Teves	PD/41	Teves	Freio de mão CB/175-CP
VECTRA GLS 2.2	96 /	PD/52	Teves	PD/38	Teves	Freio de mão CB/175-CP
VECTRA GLS 2.2	97 /	PD/52	Teves	CB/46-CP	Bosch	
VECTRA GLS 2.2 16V	93 / 96	PD/37	Teves	PD/41	Teves	Freio de mão CB/175-CP
VECTRA GLS 2.2 16V	99 /	PD/61	Teves	PD/38	Teves	Freio de mão CB/175-CP
VECTRA GLS 2.2 16V	99 /	PD/61	Teves	CB/46-CP	Bosch	
VECTRA GSI 2.0 16V	93 / 96	PD/37	Teves	PD/41	Teves	Freio de mão CB/175-CP
VECTRA GT	07 /	PD/72	Teves	PD/38	Teves	Freio de mão CB/175-CP
VECTRA GTX	07 /	PD/72	Teves	PD/38	Teves	Freio de mão CB/175-CP
VENTURE	97 / 04	PD/564				
VENTURE	98 / 01	PD/564		PD/677		
VENTURE	01 / 04	PD/564		PD/677		
VERANEIO	64 / 78	2006-T	Bendix	2006-T	Bendix	



MODEL / MODELO	YEAR - AÑO	FRONT DELANTERA	SYSTEM SISTEMA	BACK TRASERA	SYSTEM SISTEMA	OBS.
<b>GENERAL MOTORS</b>						
VERANEIO	79 / 94	PD/19-C	Bendix	2080-T	Bendix	4 e 6 Cil.
VERANEIO	94 / 97	PD/106	Bendix	CB/52	Bendix	
W 3500	99 / 08	PD/624				
W 4500	00 / 07	PD/624				
W 4500	00 / 08	PD/626				
W 5500	06 / 07	PD/624				
W 5500 / HD	00 / 05	PD/626				
W4 SERIES	98 / 99	PD/624				
W4 SERIES	99 /	PD/626				
W4 SERIES S042	88 / 91	PD/1004				
YUKON	07 / 09	PD/594		PD/731		
ZAFIRA	02 / 08	PD/72		PD/600		
ZAFIRA 2.0 16V	01 /	PD/72	Teves	PD/38	Teves	Freio de mão CB/175-CP
ZAFIRA 2.0 8V	01 /	PD/72	Teves	PD/38	Teves	Freio de mão CB/175-CP
ZAFIRA 2.0 8V	02 / 12-09	PD/77	Teves			Aro 14"
ZAFIRA 2.0 8V	10 /	PD/84	Teves			Aro 14"
ZAFIRA 2.0 GL 8V	01 /	PD/72	Teves	PD/477	Bosch	
ZAFIRA 2.0 GLS 16V	01 /	PD/72	Teves	PD/477	Bosch	

<b>GMC</b>						
C-15 / C-1500 Pickup; C-15 / C-1500 Suburban	85 / 86	PD/774				
C-25 / C-2500 Pickup; C-25 / C-2500 Suburban	85 / 86	PD/774				
C-25 / C-2500 Suburban	85 / 86	PD/606				
C-4500 TOPKICK; (DIH PB)	03 / 07	PD/144				
C-4500 TOPKICK; (DIH PB)	03 / 09			PD/178		
C-5500 TOPKICK	08 /			PD/144		
C-5500 TOPKICK	02	PD/144				
C-5500 TOPKICK	03 / 05	PD/144		PD/144		
C-5500 TOPKICK; (DIH PB)	03 / 09			PD/178		
C-5500 TOPKICK; (DIH PB)	06 / 07	PD/144		PD/144		
C-6500 TOPKICK	09			PD/144		
C-6500 TOPKICK	03 / 08	PD/144		PD/144		
C-7500 TOPKICK	09			PD/144		
C-7500 TOPKICK	03 / 08	PD/144		PD/144		
C-SERIES TOPKICK	02			PD/144		
Custom Cruiser	90 / 92	PD/774				
G-1500	85 / 89	PD/774				
G-1500	94 / 95	PD/774				
G-2500	85 / 89	PD/774				
G-2500	94 / 95	PD/774				
G-3500	87 / 89	PD/774				
G-3500	85 / 96	PD/606				
GMC 12-170	97	FD/86	Master	4707	Master	
GMC 12-170	98 /	FD/83	Bendix	FD/84	Bendix	
GMC 14-190	97	FD/86	Master	4707	Master	
GMC 14-190	98 /	FD/83	Bendix	FD/84	Bendix	
GMC 15-190	97 / 98	FD/86	Master	4707	Master	
GMC 15-190	98 /	FD/85	Bendix	FD/84	Bendix	
GMC 16-220	97	4524-B	Master	4707	Master	
GMC 16-220	98 /	FD/83	Bendix	FD/84	Bendix	
GMC 6.000	93 / 96	PD/103	Teves	FD/72	Bendix	
GMC 6.100	96 / 01	PD/103	Teves	FD/72	Bendix	
GMC 6.150	96 / 01	PD/103	Teves	FD/72	Bendix	
GMC CAMION TOPKICK	92 / 94	PD/127	Bendix	PD/127	Bendix	
Grand Wagoneer	87 / 89	PD/774				
J-10 / J-20	85 / 86	PD/774				
JIMMY	85 / 89	PD/774				
K-15 / K-1500 Pickup; K-15 / K-1500 Suburban	85 / 86	PD/774				
K-25 / K-2500 Pickup / K-2500 Suburban	85 / 86	PD/606				
K-25 / K-2500 Pickup; K-25 / K-2500 Suburban	85 / 86	PD/774				

MODEL / MODELO	YEAR - AÑO	FRONT DELANTERA	SYSTEM SISTEMA	BACK TRASERA	SYSTEM SISTEMA	OBS.
<b>GMC</b>						
P-25 / P-2500 Van	85 / 89	PD/774				
P-25 / P-2500 Van	88 / 89	PD/606				
P-3500	90 / 93	PD/606				
R-1500	87 / 91	PD/774				
R-1500 Suburban	87 / 89	PD/774				
R-1500 Suburban	90 / 91	PD/606				
R-2500	88 / 91	PD/606				
R-2500 / R-2500 Suburban	87 / 89	PD/774				
R-2500 Suburban	87 / 91	PD/606				
R-3500	88 / 89	PD/606				
SAFARI	93 / 02	PD/774				
SAFARI	03 / 05	PD/572				
SAFARI M	89	PD/774				
SAFARI M Power	85 / 88	PD/774				
SAVANA 1500	03 /	PD/572				
SAVANA 2500	03 / 05	PD/572				
SAVANA 2500	03 /	PD/571				
SAVANA 3500	08			PD/639		
SAVANA 3500	03 /	PD/571				
SAVANA 3500 DRW	03 / 07			PD/639		
SAVANA 3500 GVW 10000 Cutaway / GVW 8600 Cutaway	09			PD/639		
SIERRA 1500	99 / 07	PD/572				
SIERRA 1500	04 / 05			PD/760		
SIERRA 1500	00 / 03	PD/571		PD/572		
SIERRA 1500 4WD, Crew Cab, Extended Cab	06			PD/760		
SIERRA 1500 HD	01 / 07	PD/571		PD/572		
SIERRA 2500	99 / 04	PD/571		PD/572		
SIERRA 2500 HD	01 /	PD/571		PD/572		
SIERRA 2500 HD	01 / 06	PD/572		PD/572		
SIERRA 3500	01 / 07	PD/571				
SIERRA 3500	04 /			PD/572		
SIERRA 3500 HD	07 /	PD/571				PBT 12000
SIERRA 3500 HD	07 /	PD/571		PD/572		PBT 9900
SIERRA 3500	05 / 07	PD/571		PD/572		
SIERRA C3	01	PD/572				
SIERRA DENALI	06 / 07			PD/760		
SIERRA DENALI	02 / 03	PD/572				
SIERRA DENALI	04 / 05	PD/572		PD/572		
SIERRA DENALI	06	PD/572				
T-6500	04 / 08	PD/144		PD/144		
T-7500	04 / 08	PD/144		PD/144		
TERRAIN	10 /			PD/715		
T-SERIES	02			PD/144		
V-1500	87 / 91	PD/774				
V-1500 Suburban	90 / 91	PD/606				
V-1500 Suburban	87 / 89	PD/774				
V-2500 / V-2500 Suburban	88 / 91	PD/606				
V-2500 / V-2500 Suburban	87 / 89	PD/774				
YUKON	00 / 06	PD/572				
YUKON	04 / 06			PD/760		
YUKON DENALI	03 / 06			PD/760		
YUKON DENALI XL	03 / 06			PD/760		
W4500 FORWARD S042	88 / 90	PD/1004				
W4500 FORWARD S042	91	PD/1004				
YUKON XL 1500	00 / 06	PD/572		PD/760		
YUKON XL 2500	00 /	PD/571		PD/572		

<b>CHEVROLET - UTILITARIOS Y CAMIONES</b>						
6000	93 / 96	PD/103	Teves	FD/72	Bendix	
11000	85 / 96	CB/53	Bendix	CB/54	Bendix	Freno a aire
12000	85 / 87	CB/53	Bendix	CB/54	Bendix	Freno a aire
13000	87 / 96	CB/53	Bendix	CB/54	Bendix	Freno a aire

MODEL / MODELO	YEAR - AÑO	FRONT DELANTERA	SYSTEM SISTEMA	BACK TRASERA	SYSTEM SISTEMA	OBS.
<b>CHEVROLET - UTILITARIOS Y CAMIONES</b>						
19000	85 / 90	CB/53	Bendix	CB/54	Bendix	3° eixo CB/54
21000	86 / 90	CB/53	Bendix	CB/54	Bendix	3° eixo CB/54
22000	85 / 90	CB/53	Bendix	CB/54	Bendix	3° eixo CB/54
12-170	97	FD/86		4707		
12-170	98 /	FD/83		FD/84		
14-190 KODIAK		FD/83		FD/84		
14-190 KODIAK	97	FD/86		4707		
15-190	97 / 98	FD/86		4707		
15-190	98 /	FD/85		FD/84		
16-220	97	4524-B		4707		
16-220		FD/83		FD/84		
350-Diesel 60	67 / 68	9220		4596		
350-Diesel 60	69 / 78	9220		4596-B		
ASTRO	93 / 02	PD/774				
ASTRO M	89	PD/774				
ASTRO M POWER	85 / 89	PD/774				
ASTRO VAN 2 WD	85 / 95	PD/324				
C-20 / C-20 Suburban	85 / 86	PD/606				
C-4500 KODIAT (DIH PB)	03 / 07	PD/144				
C-4500 KODIAT (DIH PB)	03 / 09			PD178		
C-5	02	PD/144				
C-5500 KODIAT	06 / 07	PD/144		PD/144		
C-5500 KODIAT	03	PD/144		PD/144		
C-5500 KODIAT	06	PD/144		PD/144		
C-5500 KODIAT	08 /			PD/144		
C-5500 KODIAT	04 / 05	PD/144		PD/144		
C-5500 KODIAT	02	PD/144				
C-5500 KODIAT	04 / 09			PD/178		
CHEVROLET	50 / 60	644				
CORSA COMBO DIESEL	00 /			8027		
Express 3500	03 / 06			PD/639		
Express 3500 DRW	07			PD/639		
Express 3500 GWW 10000 Cutaway / GWW 8600 Cutaway	09			PD/639		
Express 3500 GWW 8600 Lbs.	08			PD/639		
G-30	85 / 96	PD/606				
K-20 / K-20 Suburban	85 / 86	PD/606				
P-20	85 / 89	PD/606				
P-30	85 / 93	PD/606				
R-1500 Suburban	90 / 91	PD/606				
R-20 / R-20 Suburban	87 / 88	PD/606				
R-2500 / R-2500 Suburban	89 / 91	PD/606				
R-30	88	PD/606				
R-3500	89	PD/606				
V-1500 Suburban	90 / 91	PD/606				
V-20 / V-20 Suburban	87 / 88	PD/606				
V-2500 Suburban	89 / 91	PD/606				

<b>GOLIVE</b>						
CARRETA	79 /			CA/32	Master	3 eixos
CARRETA	79 /			4515-C		2 eixos
GOLIVE	79 /			4515-G		2 ejes
GOLIVE	79 /			CA/32		3 ejes

<b>GOTTI</b>						
CARRETA	68 / 99			SV/223		
CARRETA	00 /			4710 CA/33	Master	

<b>GRAHL</b>						
3° EIXO	Todos			4195-B		
CARRETA	Todos			SV/223 SV/226		

MODEL / MODELO	YEAR - AÑO	FRONT DELANTERA	SYSTEM SISTEMA	BACK TRASERA	SYSTEM SISTEMA	OBS.
<b>GROSSPAL</b>						
TODOS		PD/306	Varga	2137-RA		

<b>GUERRA</b>						
3° EIXO	65 / 78			4195-B		
3° EIXO	79 / 93			4514-F 4514-G 4515-C 4515-G CA/32	Bendix - Master	
3° EIXO	93 /			FD/88	Master	
CARRETA	65 / 78			SV/223 SV/226		
CARRETA	79 / 99			CA/32	Master	
CARRETA	95 /			FD/81	Knorr	
CARRETA	00 /			4710 CA/33	Master	
GUERRA	00 /			4718		

<b>GURGEL</b>						
BR800	88 /	PD/17	Teves	CB/40	Varga	
CARAJÁS	Todos	PD/13	Teves	VW/275	VW	
G15	79 /	VW/270	VW	VW/271	VW	
G800	79 /	VW/270	VW	VW/271	VW	
ITAIPÚ	79 /	VW/270	VW	VW/271	VW	
TOCANTINS	Todos	PD/13	Teves	VW/275	VW	
X12	/ 80	VW/262	VW	VW/262	VW	
X12	81 /	PD/5	Teves	VW/272	VW	
X15	79 /	VW/270	VW	VW/271	VW	
XEF	81 /	PD/5	Teves	VW/272	VW	

<b>HELVETICA</b>						
HELVETICA	94 /			AC/18		8" Eje Dana-Armetel
HELVETICA	94 /			4551		8 5/8" Eje Prepar
HELVETICA				9051		3 1/2"
HELVETICA				9052		5"
HELVETICA				9251/4		6"
HELVETICA				9251/6		6"
HELVETICA				9251/8		6"
HELVETICA				9532		8"
HELVETICA				4644-A		8" Eje Americano

<b>HINO</b>						
145	05 / 08	PD/104				
165	05 / 08	PD/104				
185	05 / 08	PD/104				

<b>HONDA</b>						
ACCORD	99 / 02	PD/717				
ACCORD	02 /	PD/644		PD/554		
ACCORD 1.8 ES	96 / 98	PD/449	Akebono	PD/444	Akebono	
ACCORD 1.8 EX	90 / 96			PD/401	Akebono	
ACCORD 1.8 EXR	90 / 96			PD/401	Akebono	
ACCORD 1.8 LS / LX / S	90 / 95	PD/397	Akebono			
ACCORD 1.9	96 / 98	PD/388	Akebono	PD/444	Akebono	
ACCORD 1.9	96 / 98	PD/449	Akebono	PD/444	Akebono	
ACCORD 2.0	93 / 98	PD/388	Akebono	PD/444	Akebono	
ACCORD 2.0	93 / 98	PD/449	Akebono	PD/444	Akebono	
ACCORD 2.0 16V EX	90 / 95	PD/397	Akebono	PD/444	Akebono	Con ABS
ACCORD 2.0 CB	89 /	PD/388	Akebono			
ACCORD 2.0 ES	96 / 98	PD/449	Akebono			
ACCORD 2.0 i 16V ES	90 / 95			PD/444	Akebono	
ACCORD 2.0 i 16V LS	90 / 95			PD/444	Akebono	
ACCORD 2.0 i 16V S	90 / 95			PD/444	Akebono	

MODEL / MODELO	YEAR - AÑO	FRONT DELANTERA	SYSTEM SISTEMA	BACK TRASERA	SYSTEM SISTEMA	OBS.
<b>HONDA</b>						
ACCORD 2.0 Tdi	96 / 98	PD/449	Akebono			
ACCORD 2.0i 16V Coupe ES / LS	93 /			PD/444	Akebono	
ACCORD 2.0i 16V DX / LX	90 / 95	PD/397	Akebono			Con ABS
ACCORD 2.0i EX	/ 94			PD/457	Akebono	
ACCORD 2.0i EX Automatic / SW	90 /	PD/397	Akebono	PD/444	Akebono	
ACCORD 2.2	/ 95			PD/444	Akebono	
ACCORD 2.2	95 / 98	PD/388	Akebono	PD/444	Akebono	
ACCORD 2.2	/ 98	PD/449	Akebono	PD/444	Akebono	
ACCORD 2.2 i 16V EX / LX	93 /			PD/444	Akebono	
ACCORD 2.2i Vtec	96 / 98	PD/449	Akebono			
ACCORD 2.3	93 /	PD/388	Akebono			
ACCORD 2.3 ISR	/ 98	PD/449	Akebono	PD/444	Akebono	
ACCORD 2.3 ISR	93 / 98	PD/388	Akebono	PD/444	Akebono	
ACCORD AERODECK 2.0	89 / 98	PD/388	Akebono	PD/444	Akebono	
ACCORD AERODECK 2.0 16V LSi	93 / 98	PD/449	Akebono			
ACCORD AERODECK 2.0i / 2.2 / 2.2i	92 / 98	PD/388	Akebono	PD/444	Akebono	
ACCORD AERODECK 2.0i / 2.2 / 2.2i 16V	90 / 93	PD/449	Akebono	PD/444	Akebono	
ACCORD AERODECK 2.2	90 / 98			PD/444	Akebono	
ACCORD AERODECK 2.2 ES	93 / 98	PD/449	Akebono			
ACCORD AERODECK 2.2i	90 / 98			PD/444	Akebono	
ACCORD COUPÉ	93 / 98	PD/717				
ACCORD COUPÉ	94 / 99			PD/554		
ACCORD COUPÉ 2.0 16V	92 / 98	PD/397	Akebono			
ACCORD COUPÉ 2.0 16V	98 /	PD/449	Akebono			
ACCORD COUPÉ 3.0 V6 24V	98 /	PD/449	Akebono			
ACCORD EX	08 / 09	PD/644		PD/1088		
ACCORD EX 2.2L	96 / 97	PD/397				
ACCORD EX / EX-R 2.3L	98 / 02	PD/563		PD/554		
ACCORD EX 2.4L	03 / 07	PD/644		PD/554		
ACCORD IV 2.0 16V EX	90 / 95			PD/444	Akebono	
ACCORD IV 2.2	89 / 92			PD/444	Akebono	
ACCORD IV 2.2i 16V EX	89 / 92			PD/444	Akebono	
ACCORD IV 2.2i 16V LX	89 / 92			PD/444	Akebono	
ACCORD V 2.0	95 / 98			PD/444	Akebono	
ACCORD V 2.2	95 / 98			PD/444	Akebono	
ACCORD V6	03 / 07	PD/719		PD/554		
ACCORD V6 COUPE	03 / 07	PD/719		PD/554		
ACCORD V6 COUPE TRANS. AUT.	03 / 07	PD/719		PD/554		
ACCORD V6 EX 3.0L	98 / 02	PD/449		PD/554		
ACCORD V6 USA	94 / 97	PD/449		PD/554		
ACCORD VI 1.9	96 / 98			PD/444	Akebono	
ACCORD VI 2.0	96 / 98			PD/444	Akebono	
CITY 1.5L	09 / 10	PD/685	Teves	PD/398		
CIVIC	96 / 05	PD/563				
CIVIC	94 / 96	PD/782				
CIVIC	99 / 00	PD/782				
CIVIC 1.3 16V	91 / 95	PD/404	Akebono			
CIVIC 1.3 DX	91 / 96	PD/404	Sumitomo	PD/398	Akebono	
CIVIC 1.4	95 / 96	PD/394	Girling	PD/457	Akebono	
CIVIC 1.4	98 /	PD/394	Girling			
CIVIC 1.4 16V GL / GLX / TG	/ 94	PD/386				
CIVIC 1.4 Joker / Eco	96 /	PD/404	Sumitomo			
CIVIC 1.4i	95 / 01	PD/404	Akebono			
CIVIC 1.5	98 /	PD/394	Girling			
CIVIC 1.5 16V	91 / 95	PD/404	Akebono			
CIVIC 1.5 Vei Vtec	95 /	PD/394	Girling	PD/457	Akebono	
CIVIC 1.5 VTEC	96 / 01	PD/493	Akebono			Sem ABS
CIVIC 1.5i 16V DX	91 / 96			PD/398	Akebono	
CIVIC 1.5i 16V DX / GL / GLX	92 / 95	PD/404	Sumitomo	PD/457	Akebono	
CIVIC 1.5i 16V LS COUPÉ	94 / 96	PD/493	Akebono			
CIVIC 1.5i DX / 16V DX / DXi	91 / 96	PD/404	Sumitomo	PD/398	Akebono	
CIVIC 1.6	98 /	PD/394	Girling	PD/457	Akebono	

MODEL / MODELO	YEAR - AÑO	FRONT DELANTERA	SYSTEM SISTEMA	BACK TRASERA	SYSTEM SISTEMA	OBS.
<b>HONDA</b>						
CIVIC 1.6 16V EX / LX / LXB	99 / 00	PD/71	Varga			
CIVIC 1.6 16V Vtec	91 / 95	PD/404	Akebono			
CIVIC 1.6i 16V ES	92 / 96	PD/493	Akebono	PD/398	Akebono	Sem ABS
CIVIC 1.6i 16V ES / VT / ESi	92 / 95	PD/404	Sumitomo	PD/398	Akebono	Con ABS
CIVIC 1.6i 16V ESi	92 / 95			PD/398	Akebono	
CIVIC 1.6i 16V GL / CRX / Si	/ 95			PD/457	Akebono	
CIVIC 1.6i 16V LS COUPÉ	92 / 96	PD/493	Akebono			Sem ABS
CIVIC 1.6i 16V VT	94 / 96	PD/493	Akebono	PD/398	Akebono	
CIVIC 1.6i 16V VT	/ 95			PD/457	Akebono	
CIVIC 1.6i 16V VTEC	94 / 96	PD/493	Akebono			
CIVIC 1.6i DR	93 /	PD/404	Sumitomo	PD/398	Akebono	Con ABS
CIVIC 1.6i ES	91 / 96	PD/404	Sumitomo	PD/398	Akebono	
CIVIC 1.6i LS / SR Vtec	95 /	PD/404	Sumitomo			
CIVIC 1.7 16V EX / LX / LXB	01 /	PD/71	Varga			
CIVIC 1.8	98 /	PD/449	Akebono	PD/444	Akebono	
CIVIC 1.8	98 /	PD/394	Girling	PD/444	Akebono	
CIVIC 150i	96 /			PD/398	Akebono	
CIVIC 160i	96 /			PD/398	Akebono	
CIVIC 160i Vtec	96 /			PD/398	Akebono	
CIVIC 2.0	96 /	PD/397	Akebono			
CIVIC AERODECK 1.8 16V	98 / 01	PD/449	Akebono			
CIVIC COUPE 1.5i LSi	94 / 95	PD/404	Akebono			
CIVIC COUPE 1.6i	94 / 95	PD/404	Akebono			
CIVIC DEL SOL	95 / 97	PD/782		PD/398	Akebono	
CIVIC DX	91 / 96	PD/386	Akebono			Importado
CIVIC EX	97 / 98	PD/493	Akebono			
CIVIC EX / LX	06 / 07	PD/563		PD/554		
CIVIC EX / LX 1.6L	97 / 02	PD/563				
CIVIC EX / LX 1.7L	03 / 05	PD/563				
CIVIC EX 1.6 16V	99 / 00	PD/71	Varga	HO/173-CPA		
CIVIC EX 1.7 16V	01 / 06	PD/71	Varga	HO/173-CPA		
CIVIC EXS	07 /	PD/71	Varga	PD/554		
CIVIC LX	91 / 96	PD/386	Akebono			Importado
CIVIC LX	97 / 98	PD/493	Akebono			
CIVIC LX 1.6 16V	99 / 00	PD/71	Varga	HO/173-CPA		
CIVIC LX 1.7 16V	01 / 06	PD/71	Varga	HO/173-CPA		
CIVIC LXB 1.6 16V	99 / 00	PD/71	Varga	HO/173-CPA		
CIVIC LXB 1.7 16V	01 / 06	PD/71	Varga	HO/173-CPA		
CIVIC LXS	07 /	PD/71	Varga	PD/554		
CIVIC SHUTTLE 1.5i 16V GL / 1.6i 16V	/ 94	PD/386				
CIVIC SI	99 / 00	PD/386		PD/398		
CIVIC SI	05 /			PD/554		
CIVIC SI 2.0L	07 / 09	PD/1052		PD/554		
CIVIC V AERODECK 1.8	98 /			PD/444	Akebono	
CR-V	02 / 06	PD/644	Akebono	PD/554		
CR-V	98 /	PD/782				
CR-V	05 / 06	PD/644	Akebono	PD/645	Akebono	
CR-V	02 / 04	PD/644		PD/690		
CR-V	07 / 09	PD/809		PD/645		
CR-V 2.4L	99 / 01	PD/449				
CR-V 2.0 16V	95 / 02	PD/449	Akebono			
CRV i Scout AT / MT / Si AT / MT	97 /	PD/449	Akebono			
CRX Del Sol	91 /			PD/457	Akebono	
FIT 1.5L	06 / 08	PD/493				
FIT EX 1.5 16V	09 /	PD/685	Teves	PD/398	Akebono	
FIT EXL 1.5 16V	09 /	PD/685	Teves	PD/398	Akebono	
FIT LX 1.4 16V	09 /	PD/685	Teves	HO/197-CPA		
FIT LX 1.4 8V	03 / 08	PD/503	Akebono	HO/197-CPA		
FIT LXL 1.4 16V	09 /	PD/685	Teves	PD/398	Akebono	
FIT LXL 1.4 8V	03 / 08	PD/503	Akebono	HO/197-CPA		
HR-V 1.6 16V	99 /	PD/449	Akebono			
HRV 1.6 V IB / V ZY	99 /	PD/449	Akebono			

MODEL / MODELO	YEAR - AÑO	FRONT DELANTERA	SYSTEM SISTEMA	BACK TRASERA	SYSTEM SISTEMA	OBS.
<b>HONDA</b>						
JAZZ 1.2	02 /	PD/404	Akebono			
JAZZ 1.4	02 /	PD/404	Akebono			
LEGEND 2.0i / 2.5i	/ 91	PD/463-B	Girling			
LEGEND 2.7i 24V	/ 95	PD/463-B	Girling			
LEGEND 3.2i V6	91 / 96	PD/449	Akebono	PD/444	Akebono	
LEGEND 3.5	96 /	PD/449	Akebono	PD/444	Akebono	
LEGEND 3.5 24V	96 /	PD/449	Akebono			
LEGEND COUPE 2.5 / 2.7	/ 94			PD/444	Akebono	
LOGO 1.3	99 / 02	PD/404	Akebono			
NSX 3.0 24V	90 /	PD/449	Akebono			
NSX 3.2 24V	90 /	PD/449	Akebono			
NSX-X	90 / 96	PD/449	Akebono	PD/444	Akebono	
ODYSSEY	97 /	PD/449	Akebono	PD/444	Akebono	
ODYSSEY	00 / 04	PD/721		PD/735		
ODYSSEY	05 / 09	PD/809		PD/726		
ODYSSEY 3.5L	00 / 01	PD/721				
PASSPORT	94 / 95			PD/693		
PASSPORT	00 / 02			PD/693		
PASSPORT	94 /	PD/445	Sumitomo			
PASSPORT	94 / 01	PD/445				
PILOT 3.5L	03 / 04	PD/644		PD/735		
PILOT EXL / LX	05 / 08	PD/644		PD/735		
PRELUDE	94 / 01			PD/554		
PRELUDE	92 / 96	PD/388				
PRELUDE 1.8 EX / EXR	92 /			PD/401	Akebono	
PRELUDE 2.0 4WS / Si	92 / 96	PD/388	Akebono	PD/444	Akebono	
PRELUDE 2.0 i 16V	90 / 92			PD/457	Akebono	
PRELUDE 2.0 i 16V	92 / 96	PD/388	Akebono	PD/444	Akebono	
PRELUDE 2.0 SRS	97 /	PD/388	Akebono	PD/444	Akebono	
PRELUDE 2.2 Vtec / Vti	97 /	PD/449	Akebono	PD/444	Akebono	
PRELUDE 2.2i 16V	96 /	PD/449	Akebono			
PRELUDE 2.2i 16V Vtec	92 / 96	PD/449	Akebono			
PRELUDE 2.3i 16 V	91 / 96	PD/449	Akebono	PD/444	Akebono	
PRELUDE 2.3i 16V	92 / 96	PD/449	Akebono			
PRELUDE COUPE 2.2	92 / 95			PD/444	Akebono	
PRELUDE Si	92 / 95	PD/388	Akebono	PD/444	Akebono	
RIDGELINE RTL 3.5L	07 / 09			PD/1073		
SHUTTLE 2.2 16V	94 / 01	PD/449	Akebono			
SHUTTLE 2.2 16V ES / LS	94 / 98	PD/449	Akebono	PD/444	Akebono	
SHUTTLE 2.3 16V	94 / 01	PD/449	Akebono			
SHUTTLE 2.3 16V ES / LS	98 /	PD/449	Akebono	PD/444	Akebono	

<b>HUBER-WARCO</b>						
MOTONIVELADORA				TR/328	100118	Est. 8049

<b>HUMMER</b>						
H2	03 / 07	PD/571		PD/572		
H3 3.5L / 3.7L / 5.3L	06 / 09	PD/1074		PD/1075		

<b>HYUNDAI</b>						
ACCENT 1.3	94 /	PD/382	Akebono			
ACCENT 1.5	94 /	PD/382	Akebono			
AMICA	03 / 04	PD/535				
ATOS	01 /	PD/535				
ATOS 1.0 GL	98 /	PD/478	Akebono			
ATOS 1.0 GLS	98 /	PD/478	Akebono			
AZERA	06 /	PD/635	Akebono	PD/725	Akebono	
COUNTY Minibus	99 /	PD/102	Varga			
ELANTRA	94 / 06			PD/666		
ELANTRA	00	PD/706				
ELANTRA	02 / 04	PD/752				
ELANTRA	07 /			PD/725	Akebono	

MODEL / MODELO	YEAR - AÑO	FRONT DELANTERA	SYSTEM SISTEMA	BACK TRASERA	SYSTEM SISTEMA	OBS.
<b>HYUNDAI</b>						
ELANTRA	96 / 98	PD/706				
ENTOURAGE	07			PD/794		
ELANTRA 1.5i	90 /	PD/382	Akebono			
ELANTRA 1.6 GL / GLI / GLS Wagon	96 /	PD/453	Akebono			
ELANTRA 1.6 GLS	93 /	PD/453	Akebono			
ELANTRA 1.6 GLS	95 /	PD/453	Akebono			Con ABS
ELANTRA 1.8 GL / GLI	94 /	PD/453	Akebono			
ELANTRA 1.8 GLS / 2.0 GLS	96 /	PD/453	Akebono			
EXCEL 1.3i / 1.5i	88 / 95	PD/382	Akebono			
GALLOPER 2.5 TD	98 /	PD/343	Sumitomo			
GALLOPER 3.0i V6	98 /	PD/343	Sumitomo			
H-100	93 /	PD/473	Girling			
H-100 Diesel	93 /	PD/473	Girling	MB/156-CP		
H-200	93 /	PD/473	Girling			
HR 2.5	06 /	PD/354	Akebono	KI/144-CP		
i30 2.0 16V	09 /	PD/1092	Mando	PD/1093	Mando	
MIGHTY	88 /	PD/102	Varga			
PORTER GRACE	93 /	PD/473	Girling			
SANTA FE	01 /	PD/630	Akebono	PD/725	Akebono	
SCOUPE	92	PD/382	Akebono			
S-COUPE 1.5	91 / 96	PD/382	Akebono			
SONATA	03 / 05	PD/635	Akebono			
SONATA	99 / 02			PD/725	Akebono	
SONATA	03 / 05	PD/635	Akebono	PD/725	Akebono	
SONATA	96 / 97	PD/706				
SEDONA	06			PD/794		
SONATA 2.0 GL	94 /	PD/453	Akebono			
SONATA GLS 3.0 GLS V6	94 /	PD/453	Akebono			
STELLAR 1.6 GLS / 2.0 GLS	86 / 90	PD/382	Akebono			
TIBURON	96 /	PD/453	Akebono			
TIBURON	97 / 99	PD/706				
TIBURON	97 /			PD/666		
TUCSON	04 /	PD/635	Akebono	PD/725	Akebono	
XG 300	01 / 02	PD/630	Akebono			
XG 350	02 / 03	PD/630	Akebono			
XG 350	03 / 05	PD/667	Akebono			

<b>IDEROL</b>						
3° EIXO	/ 79			4195-B		
3° EIXO	80 /			4514-F 4515-C	Bendix	
CARRETA	/ 79			SV/223 SV/226		
CARRETA	80 /			4515-C		1 e 2 eixos
CARRETA	80 / 99			CA/32	Master	3 eixos
IDEROL	/ 79			SV/223		
IDEROL	/ 79			SV/226		
IDEROL	80 /					4514-G
IDEROL	80 /					4515-G
IDEROL	80 /			4515-G		1 y 2 ejes
IDEROL	80 /			CA/32		3 ejes
CARRETA	00 /			CA/33	Master	3 eixos

<b>INDECAR</b>						
INDECAR				AC/30		

<b>INFINITI</b>						
FX 35	03 / 06	PD/638		PD/585		
FX 35	07 /			PD/585		
FX 45	03 / 06	PD/638		PD/585		
FX 45	07 /			PD/585		



MODEL / MODELO	YEAR - AÑO	FRONT DELANTERA	SYSTEM SISTEMA	BACK TRASERA	SYSTEM SISTEMA	OBS.
<b>INFINITI</b>						
G 20	91 / 94	PD/453	Sumitomo			
G 20	99	PD/550				
G 20	99 / 01			PD/692	Sumitomo	
G 20	2002	PD/728				
G 35	03 / 06	PD/728		PD/585		
I 30	97 / 99	PD/700		PD/692		
I 30	00 / 01	PD/727		PD/691		
I 30	96 / 00			PD/692	Sumitomo	
I 30	00 / 01	PD/728		PD/692	Sumitomo	
I 35	02 / 03	PD/727		PD/741		
I 35	02 / 04	PD/728				
Q 45	97 / 98	PD/561				
Q 45	99 / 01	PD/562				
Q 45	97 / 01	PD/561		PD/1039		
Q 45	02 / 05	PD/1014		PD/1039		
QX 4	97 / 01	PD/561				
QX 4	02 / 03	PD/562				

<b>INTERNACIONAL</b>						
1750	83 / 89	PD/557		PD/557		
3000	96 / 97	PD/557		PD/557		
3200	02 / 03	PD/146		PD/146		
4000	05 / 06	PD/146		PD/146		
1400 SERIES (Metro II)	87 / 89	PD/557		PD/557		
1600 SERIES (1650)	83 / 89	PD/557		PD/557		
1600 SERIES (Metro II)	87 / 89	PD/557		PD/557		
1600 SERIES; 1652SC	98	PD/146		PD/146		
1652 SC	98 / 04	PD/145		PD/145		
1700 SERIES	81 / 83	PD/557		PD/557		
1753 School Bus	84 / 89	PD/557		PD/557		
1800 SERIES, 1850	81 / 87	PD/557		PD/557		
1853 School Bus	84 / 89	PD/557		PD/557		
1900 SERIES (1950)	85 / 89	PD/557		PD/557		
3000 SERIES	98 / 04	PD/145		PD/145		
4000 SERIES	98 / 04	PD/145		PD/145		
4700 4x2	98 /	4524-B	Master	4707	Master	
4700; 4700LP; 4900 4x2	98	PD/146		PD/146		
4900 4x2	98 /	4524-B	Master	4707	Master	
4900 6x4	98 /	4524-B	Master	4707	Master	3° eixo 4707
9200 4x2	98 /	4524-B	Master	4515-G		
9200 6x4	98 /	4524-B	Master	4707	Master	3° eixo 4707
9800 6x4	00 /	4720		4707	Master	3° eixo 4707
AC-184	57 / 65	659-B		4514-F	Bendix	
CF-500	08 / 09	PD/570		PD/570		
CF-600	08 / 09	PD/640		PD/640		
N-184	57 / 65	659-B		4514-F	Bendix	
NV-184	57 / 65	659-B		4514-F	Bendix	
SCHOOL BUS	98 / 04	PD/145		PD/145		
Series School Bus 3000FE; 3400; 3600SC; 3800SC	98	PD/146		PD/146		

<b>ISUZU</b>						
AMIGO	94			PD/693		
AMIGO	00			PD/693		
AMIGO	93 / 00	PD/445				
AMIGO	90 / 94	PD/357	Akebono			
AXIOM	02 / 04			PD/693		
ELF 300	07 / 09	PD/625				
ELF 400	07 / 09	PD/624				
ELF 450	07 / 08	PD/626				
FSR / FTR / FVR	02			PD/144		
FTR / FVR	03	PD/144		PD/144		

MODEL / MODELO	YEAR - AÑO	FRONT DELANTERA	SYSTEM SISTEMA	BACK TRASERA	SYSTEM SISTEMA	OBS.
<b>ISUZU</b>						
FTR / FVR / FXR	04 / 08	PD/144		PD/144		
H	05 / 08	PD/144		PD/144		
N NPR	88 / 91	PD/1004				
N NPR FLAT LOW	87 / 92	PD/1004				
NKR SERIES 3.0 TON / 3.5 TON	98 /	PD/624				
NPR SERIES	97 / 05	PD/624				
NPR SERIES	99 / 05	PD/626				
NQR SERIES	99 / 05	PD/626				
PICK-UP Diesel	92 /	PD/357	Akebono	CB/37-S/F		
RODEO	93 / 95			PD/693		
RODEO	00 / 04			PD/693		
RODEO	93 / 00	PD/445				
RODEO 2.5 / 2.8	91 /	PD/357	Akebono			
RODEO 3.2 i V6 24V S/ LS/ 4WD	93 /	PD/357	Akebono			
RODEO SPORT	01 / 03			PD/693		
RODEO SPORT	01 / 02	PD/445				
TROOPER	92 / 03	PD/445		PD/693		
TROOPER 3.0L	87 / 98	PD/655				
TROOPER 2.3 D	92 /	PD/357	Akebono			
TROOPER 2.3 DLX	86 /	PD/357	Akebono			
TROOPER 3.2 V6	93 /	PD/357	Akebono			
TROOPER 3.2 V6	94 /	PD/445	Sumitomo			
VehiCROSS	99 / 01			PD/693		

<b>IVECO</b>						
150 N/T	93/	FI/119	Fiat	FI/119	Fiat	
190.29 N/T	93/	FI/119	Fiat	FI/119	Fiat	
190.33 N/T	93/	FI/119	Fiat	FI/119	Fiat	
619 N/TI - 619 N/T	93/	FI/119	Fiat	FI/119	Fiat	
BUS CC 170 E 22	05 /	FD/88	Master	4710	Master	Ônibus
CAVALLINO 180 E 32 T	05-06 /	FD/87	Master	FD/88	Master	
CAVALLINO 450 E 32	05-06 /	FD/87	Master	FD/88	Master	
DAILY 35.10	90 /	PD/359-A	Brembo			
DAILY 35.10	97 /	PD/122	Brembo	PD/122	Brembo	
DAILY 35.10 New/ 49.10 New	97 /	PD/122 PD/122-A	Brembo	PD/122 PD/122-A	Brembo	
DAILY 35.10 New/ 49.10 New	97 /	PD/122-A	Brembo	PD/122-A	Brembo	
DAILY 35.8	94 /	PD/359-A	Brembo			
DAILY 35S14 - CHASSI-CABINE / CABINE DUPLA	07 /	PD/189	Brembo	PD/122	Brembo	
DAILY 35S14 - FURGONE / GRAN FURGONE	07 /	PD/189	Brembo	PD/122	Brembo	
DAILY 38.13	05 / 07	PD/122	Brembo	PD/122	Brembo	
DAILY 40.13	05 / 07	PD/122	Brembo	PD/122	Brembo	
DAILY 40.8	94 /	PD/359-A	Brembo			
DAILY 45.10/ 49.10	94 /	PD/360-A	Perrot			
DAILY 45S14 - CHASSI-CABINE / CABINE DUPLA	07 /	PD/189	Brembo	PD/122	Brembo	
DAILY 45S14 - GRAN FURGONE	07 /	PD/189	Brembo	PD/122	Brembo	
DAILY 49.10	97 /	PD/122	Brembo	PD/122	Brembo	
DAILY 49.12	97 /	PD/122	Brembo	PD/122	Brembo	
DAILY 50.13	05 / 07	PD/122	Brembo	PD/122	Brembo	
DAILY 55C16 - CHASSI-CABINE / CABINE DUPLA	07 /	PD/189	Brembo	PD/122	Brembo	
DAILY 55C16 - GRAN FURGONE / MAXI FURGONE	07 /	PD/189	Brembo	PD/122	Brembo	
DAILY 55C16 - VETRATO	07 /	PD/189	Brembo	PD/122	Brembo	
DAILY 59.12	01 /	PD/339-A	Perrot	IV/158	Perrot	
DAILY 59.12 Turbo Chasis	99 /	PD/420-A	Perrot	PD/420-A	Perrot	
DAILY 59.12 Turbo Furgon	99 /	PD/420-A	Perrot	PD/420-A	Perrot	
DAILY 60.12	03 /	PD/339-A	Perrot	IV/158	Perrot	
DAILY 70.12	03 /	PD/339-A	Perrot	IV/158	Perrot	
DAILY 70.13	06 / 07	PD/339-A	Perrot	IV/158	Perrot	
DAILY 70C16 - CHASSI-CABINE / CABINE DUPLA	07 /	PD/139	Brembo			
EUROCARGO 120 E 15	98 /	FD/86	Master	FD/87	Master	
EUROCARGO 140 E 18	99 /	FD/86	Master	FD/88	Master	
EUROCARGO 150 E 20	94 /	FD/87	Master	FD/88	Master	

MODEL / MODELO	YEAR - AÑO	FRONT DELANTERA	SYSTEM SISTEMA	BACK TRASERA	SYSTEM SISTEMA	OBS.
EUROCARGO 160 E 23	94 /	FD/87	Master	FD/88	Master	
EUROCARGO 170 E 21	04 /	FD/87	Master	FD/88	Master	
EUROCARGO 170 E27	94 /	PD/128	Bendix			
EUROCARGO 175 E24 / E27	91 / 98	PD/128	Bendix			
EUROCARGO 175 E24 / E27	98 /	PD/116	Knorr			
EUROCARGO 176 E30 / E34	91 / 98	PD/128	Bendix			
EUROCARGO 176 E30 / E34	98 /	PD/116	Knorr			
EUROCARGO 179 E24 / E27 / E30	91 / 98	PD/128	Bendix			
EUROCARGO 179 E24 / E27 / E30	98 /	PD/116	Knorr			
EUROCARGO 180 E27	94 /	PD/128	Bendix			
EUROCARGO 230 E 24	09 /	FD/87	Master	FD/88	Master	
EUROCARGO 320 E 18	99 /	FD/86	Master	FD/88	Master	
EUROCARGO 325 E27	91 /	PD/128	Bendix			
EUROCARGO 390 E30 / E34	91 /	PD/128	Bendix			
EUROCARGO 400 E-34	92 /	PD/128	Bendix			Europeo
EUROCARGO 400 E-38	92 /	PD/128	Bendix			Europeo
EUROCARGO 400 E-42	92 /	PD/128	Bendix			Europeo
EUROCARGO 60E10, 60E12, 60E14; 65E10, 65E12, 65E14; 75E12, 75E14, 75E15	01-91 / 12-96	PD/355	Meritor	PD/355	Meritor	
EUROCARGO 6X2	05 /	FD/87	Master	FD/88	Master	3º eixo FD/88
EUROCARGO 95E15 W, 95E21 W	11-93 / 12-96	PD/355	Meritor	PD/355	Meritor	
EUROSTAR LD 190 E38 / E42 / E47 / E52 (4x2)	93 / 96	PD/128	Bendix	IV/159	Meritor	
EUROSTAR LD 240 E38 / E42 / E47 P/ E52 P(6x2)	93 / 96	PD/128	Bendix	IV/159	Meritor	
EUROSTAR LD 240 E38 / E42 / E47 P/ E52 P(6x2)	96 /	PD/128	Bendix	IV/160	Meritor	
EUROSTAR LD 240 E38 / E42 / E47 P/ E52 P(6x4)	93 / 96	PD/128	Bendix	IV/159	Meritor	
EUROSTAR LD 240 E38 / E42 / E47 P/ E52 P(6x4)	96 /	PD/128	Bendix	IV/160	Meritor	
EUROSTAR LD 260 E38 P / E42 P / E47 / E52 (6x4)	94 / 96	PD/128	Bendix	IV/159	Meritor	
EUROSTAR LD 260 E38 P / E42 P / E47 / E52 (6x4)	96 /	PD/128	Bendix	IV/160	Meritor	
EUROSTAR LD 400 E38 TXP / E42 TXP (6x2)	94 / 96	PD/128	Bendix	IV/159	Meritor	
EUROSTAR LD 400 E38 TXP / E42 TXP (6x2)	96 /	PD/128	Bendix	IV/160	Meritor	
EUROSTAR LD 400 E38 TXP / E42 TXP (6x4)	94 / 96	PD/128	Bendix	IV/159	Meritor	
EUROSTAR LD 400 E38 TXP / E42 TXP (6x4)	96 /	PD/128	Bendix	IV/160	Meritor	
EUROSTAR LD 440 E38 T / E42 T / E47 T / E52 T (4x2)	93 / 96	PD/128	Bendix	IV/159	Meritor	
EUROSTAR LD 440 E38 T / E42 T / E47 T / E52 T (4x2)	96 /	PD/128	Bendix	IV/160	Meritor	
EUROSTAR LD 440 E38 TX / E42 TX (6x2)	94 / 96	PD/128	Bendix	IV/159	Meritor	
EUROSTAR LD 440 E38 TX / E42 TX (6x2)	96 /	PD/128	Bendix	IV/160	Meritor	
EUROSTAR LD 440 E38 TX / E42 TX (6x4)	94 / 96	PD/128	Bendix	IV/159	Meritor	
EUROSTAR LD 440 E38 TX / E42 TX (6x4)	96 /	PD/128	Bendix	IV/160	Meritor	
EUROSTAR LD 440 E38 TZ / E42 TZ / R52 TZ (6x4)	93 / 96	PD/128	Bendix	IV/159	Meritor	
EUROSTAR LD 440 E38 TZ / E42 TZ / R52 TZ (6x4)	96 /	PD/128	Bendix	IV/160	Meritor	
EUROTECH 200 E 37	06-05 /	4514-G	Master	CA/32	Master	
EUROTECH 450 E 37 / HR	06-05 /	4514-G	Master	CA/32	Master	
EUROTECH 450 E 41	96 /	4514-G	Master	CA/32	Master	
EUROTECH CURSOR 190 E 31	05-99 /	4514-G	Master	CA/32	Master	Argent.
EUROTECH CURSOR 450 E 31	05-99 /	4514-G	Master	CA/32	Master	Argent.
EUROTECH MP 180 E34 / E38 / E42 / E52 (4x2)	92 / 93	PD/128	Bendix	IV/159	Meritor	
EUROTECH MP 190 E34 / E38 / E42 / E52 (4x2)	93 / 96	PD/128	Bendix	IV/159	Meritor	
EUROTECH MP 190 E34 / E38 / E42 / E52 (4x2)	96 /	PD/128	Bendix	IV/160	Meritor	
EUROTECH MP 240 / MP 440	93 /	PD/128	Bendix			Europeo
EUROTECH MP 240 E30 / E34 / E38 / E42 / E52 (6x2)	92 / 96	PD/128	Bendix	IV/159	Meritor	
EUROTECH MP 240 E30 / E34 / E38 / E42 / E52 (6x2)	96 /	PD/128	Bendix	IV/160	Meritor	
EUROTECH MP 260 E38 / E42 (6x4)	92 / 96	PD/128	Bendix	IV/159	Meritor	
EUROTECH MP 260 E38 / E42 (6x4)	96 /	PD/128	Bendix	IV/160	Meritor	
EUROTECH MP 400 E34 (6x2/6x4)	96 /	PD/128	Bendix	IV/160	Meritor	
EUROTECH MP 400 E34 / E38 (6x2)	92 / 96	PD/128	Bendix	IV/159	Meritor	
EUROTECH MP 400 E34 / E38 (6x4)	92 / 96	PD/128	Bendix	IV/159	Meritor	
EUROTECH MP 400 E34 / E38 / E42 / E52 (4x2)	92 / 96	PD/128	Bendix	IV/159	Meritor	
EUROTECH MP 400 E34 / E38 / E42 / E52 (4x2)	96 /	PD/128	Bendix	IV/160	Meritor	
EUROTECH MP 440 E34 / E38 / E42 (4x2)	92 / 96	PD/128	Bendix	IV/159	Meritor	
EUROTECH MP 440 E34 / E38 / E42 (4x2)	96 /	PD/128	Bendix	IV/160	Meritor	
EUROTECH MT 180 / MT 190	93 /	PD/128	Bendix			Europeo
EUROTECH MT 180 E24 / E27 / E30 / E34 (4x2)	92 / 96	PD/128	Bendix			

MODEL / MODELO	YEAR - AÑO	FRONT DELANTERA	SYSTEM SISTEMA	BACK TRASERA	SYSTEM SISTEMA	OBS.
EUROTECH MT 180 E24 / E27 / E30 / E34 (4x2)	92 / 96	PD/116	Knorr			
EUROTECH MT 190 E24 / E27 / E30 (4x2)	97 / 98	PD/128	Bendix			
EUROTECH MT 190 E24 / E27 / E30 (4x2)	97 / 98	PD/116	Knorr			
EUROTRAKKER	05-99 /	4514-G	Master	CA/32	Master	
EUROTRAKKER 200 E 41 H	96 /	4514-G	Master	CA/32	Master	
EUROTRAKKER 450 E 31 T	99 /	4514-G	Master	CA/32	Master	
EUROTRAKKER 450 E 41 HT	96 /	4514-G	Master	CA/32	Master	
EUROTRAKKER CURSOR 190 E 31	99 /	4514-G	Master	CA/32	Master	
EUROTRAKKER MP 190 E30 / E34 / E37 / E42 (4x2/4x4)	93 / 96	IV/159	Meritor	IV/159	Meritor	
EUROTRAKKER MP 190 E30 / E34 / E37 / E42 (4x2/4x4)	96 /	IV/160	Meritor	IV/160	Meritor	
EUROTRAKKER MP 260 E30 (6x4)	93 / 96	IV/159	Meritor	IV/159	Meritor	
EUROTRAKKER MP 260 E30 (6x4)	96 /	IV/160	Meritor	IV/160	Meritor	
EUROTRAKKER MP 260 E34 / E37 / E42 (6x4/6x6)	93 / 96	IV/159	Meritor	IV/159	Meritor	
EUROTRAKKER MP 260 E34 / E37 / E42 (6x4/6x6)	96 /	IV/160	Meritor	IV/160	Meritor	
EUROTRAKKER MP 340 E34 / E37 / E42 (8x4)	94 / 96	IV/159	Meritor	IV/159	Meritor	
EUROTRAKKER MP 340 E34 / E37 / E42 (8x4)	96 /	IV/160	Meritor	IV/160	Meritor	
EUROTRAKKER MP 380 E34 / E37 / E42 (6x4)	93 / 96	IV/159	Meritor	IV/159	Meritor	
EUROTRAKKER MP 380 E34 / E37 / E42 (6x4)	96 /	IV/160	Meritor	IV/160	Meritor	
EUROTRAKKER MP 380 E37 / E42 (6x6)	93 / 96	IV/159	Meritor	IV/159	Meritor	
EUROTRAKKER MP 380 E37 / E42 (6x6)	96 /	IV/160	Meritor	IV/160	Meritor	
EUROTRAKKER MP 400 E34 / E37 / E42 (4x2/4x4)	93 / 96	IV/159	Meritor	IV/159	Meritor	
EUROTRAKKER MP 400 E34 / E37 / E42 (4x2/4x4)	96 /	IV/160	Meritor	IV/160	Meritor	
EUROTRAKKER MP 410 E37 / E42 (8x4/8x8)	94 / 96	IV/159	Meritor	IV/159	Meritor	
EUROTRAKKER MP 410 E37 / E42 (8x4/8x8)	96 /	IV/160	Meritor	IV/160	Meritor	
EUROTRAKKER MP 440 E34 / E37 / E42 (6x4)	93 / 96	IV/159	Meritor	IV/159	Meritor	
EUROTRAKKER MP 440 E34 / E37 / E42 (6x4)	96 /	IV/160	Meritor	IV/160	Meritor	
EUROTRAKKER MP 720 E37 (6x4/6x6)	94 / 96	IV/159	Meritor	IV/159	Meritor	
EUROTRAKKER MP 720 E37 (6x4/6x6)	96 /	IV/160	Meritor	IV/160	Meritor	
EUROTRAKKER MP 720 E42 (6x4/6x6)	97 /	IV/160	Meritor	IV/160	Meritor	
EUROTRAKKER MP 720 E47 (6x4)	98 /	IV/160	Meritor	IV/160	Meritor	
SCUDATO	01 /	PD/339-A	Perrot			
SCUDATO 59.12	01 /	PD/339-A	Perrot	IV/158	Perrot	
STRALIS 570 S 38T	09 /	4514-G	Master	CA/32	Master	3º eixo CA/33
STRALIS 570 S 42T	09 /	4514-G	Master	CA/32	Master	3º eixo CA/33
STRALIS 570 S 42TZ	07 /	4514-G	Master	CA/32	Master	3º eixo CA/33
STRALIS 6X2	06 /	4514-G	Master	CA/32	Master	3º eixo CA/32-A
STRALIS 6X4 (Italian Axle)	09-07 /	4514-G	Master	CA/32	Master	3º eixo CA/32
STRALIS HD 200 S 38	04 /	4514-G	Master	CA/32	Master	
STRALIS HD 450 S 38	04 /	4514-G	Master	CA/32	Master	
Z450T	87 / 88	PD/123				

JAGUAR						
S-TYPE	04 /	PD/1008		PD/76		
S-TYPE	06 /			PD/76		
S-TYPE 3.0L / 4.0L	00 / 02	PD/1008		PD/76		
S-TYPE 3.0L / 4.2L	03 /	PD/1008				
S-TYPE R	04 /			PD/76		
XJ8	99 / 03	PD/1003		PD/42		
XJ8 4.0L	98 /			PD/42		
XJ8 4.2L	04 /	PD/1008		PD/76		
XJR 4.0L	00 / 03			PD/42		
XK8	98 / 04			PD/42		
X-TYPE	02 / 05	PD/586		PD/599		
X-TYPE	05 / 06	PD/586				
X-TYPE 2.5L / 3.0L	02 / 07	PD/586		PD/599		

JEEP						
CHEROKEE	94 / 96	PD/418	K. Hayes			Freio de mão FD/99-CP
CHEROKEE	94 / 96	PD/708	K. Hayes			Freio de mão FD/99-CP

MODEL / MODELO	YEAR - AÑO	FRONT DELANTERA	SYSTEM SISTEMA	BACK TRASERA	SYSTEM SISTEMA	OBS.
<b>JEEP</b>						
CHEROKEE	97 / 98			PD/556		
CHEROKEE 4 X 4	90 / 93	PD/418	K. Hayes			
CHEROKEE 4 X 4	90 / 93	PD/708	K. Hayes			
CHEROKEE Country 4X4	92 / 93	PD/418	K. Hayes			
CHEROKEE Sport 2.5 / 4.0	97 / 01	PD/418	K. Hayes			
CHEROKEE Sport 2.5 L / 4.0 L / TD	97 /	PD/418	K. Hayes			
CHEROKEE SPORT 4.0L	94 /	PD/418				
COMANCHE 4X4	90 / 92	PD/418	K. Hayes			
COMMANDER 4.7L / 5.7L	06 / 09	PD/807		PD/802		
COMPASS	07 / 09	PD/631		PD/723		
DURANGO	98 /	PD/485				
GRAND CHEROKEE	92 / 96	PD/418	K. Hayes			
GRAND CHEROKEE	92 / 98	PD/708	K. Hayes			
GRAND CHEROKEE	94 / 98			PD/556		
GRAND CHEROKEE	99 / 02	PD/620	Teves	PD/573		
GRAND CHEROKEE	02 / 04			PD/573		
GRAND CHEROKEE	94 /	PD/418				
GRAND CHEROKEE	99 / 04	PD/755		PD/573	Akebono	
GRAND CHEROKEE 4.0L	99 / 02	PD/620		PD/573		
GRAND CHEROKEE 4.7L	06 / 09	PD/807		PD/802		
GRAND CHEROKEE 5.2L	93 /	PD/418				
GRAND CHEROKEE 5.2L	95 / 98	PD/418		PD/556		
GRAND CHEROKEE Ladero 3.1 / 4.0 / 4.7	00 /	PD/418	K. Hayes			
GRAND CHEROKEE LAREDO	92 / 96	PD/418	K. Hayes			
GRAND CHEROKEE USA	93 / 96	PD/418				
GRAND WAGONEER	90 / 91	PD/324				
LIBERTY	02 /	PD/580				
LIBERTY	04 /			PD/588		
LIBERTY	03 / 07	PD/580		PD/588		
LIBERTY	08 / 09	PD/1026		PD/1082		
LIBERTY 3.7L	02 /	PD/580				
PATRIOT 2.4L	07 / 09	PD/631		PD/723		
WAGONNER	77 / 83	PD/324				
WILLYS CJ	78 / 83	PD/324				
WRANGLER	90 / 97	PD/708	K. Hayes			
WRANGLER	97 / 98			PD/556		
WRANGLER	02 / 06			PD/775		
WRANGLER	06			PD/588		
WRANGLER	03 / 06	PD/418		PD/775		
WRANGLER	07 / 09	PD/1026		PD/1082		
WRANGLER 2.5L / 4.0L	93 / 02	PD/418	K. Hayes			
WRANGLER SPORT 4.0	90 /	PD/418	K. Hayes			

<b>KENWORTH</b>						
T SERIES	08	PD/144		PD/144		

<b>KIA MOTORS</b>						
AMANTI	04 / 06	PD/667	Akebono	PD/725	Akebono	
BESTA BONGO	97 / 99	PD/64	Akebono	KI/143-CP		
BESTA BONGO	99 /	PD/69 PD/331	Akebono	KI/143-CP		
BESTA 2.2	93 /	PD/333	Akebono	KI/133-CP		
BESTA EST 2.7	93 / 98	PD/333	Akebono	KI/133-CP		
BESTA 2.7 ST / EST / EST Full	93 /	PD/333	Akebono	KI/133-CP		
BESTA FURGÃO	97 / 99	PD/64	Akebono	KI/143-CP		
BESTA FURGÃO	99 /	PD/69	Akebono	KI/143-CP		
BESTA FURGÃO 2.2	93 / 98	PD/333	Akebono	KI/133-CP		
BESTA GS	97 / 99	PD/64	Akebono	KI/143-CP		
BESTA GS	99 /	PD/69	Akebono	KI/143-CP		
BESTA GS 3.0	99 / 05	PD/69	Akebono	KI/143-CP		
BESTA GS 3.0	05 /			KI/200-CP		
BESTA STD 2.2	93 / 98	PD/333	Akebono	KI/133-CP		

MODEL / MODELO	YEAR - AÑO	FRONT DELANTERA	SYSTEM SISTEMA	BACK TRASERA	SYSTEM SISTEMA	OBS.
<b>KIA MOTORS</b>						
BONGO K-2400 2.4	93 / 97	PD/333	Akebono	KI/133-CP		
BONGO K-2500 2.5 T	08 /	PD/331	Akebono			
BONGO K-2700	97 /	PD/333 PD/331	Akebono	KI/133-CP		
CARENS	06 /			PD/725	Akebono	
CARENS 1.6 EX, LX / 1.8 EX, LX	02 /	PD/1092	Mando			
CARENS 2.0 CRDi	05 /	PD/1092	Mando			
CARNIVAL 2.5 V6	99 / 05-00	PD/418	K. Hayes			
CARNIVAL 2.9 TD	99 / 05-00	PD/418	K. Hayes			
CARNIVAL 2.5 V6	06-00 /	PD/69	Akebono			
CARNIVAL 2.9 TD	06-00 /	PD/69	Akebono			
CERATO 2.0	08 /	PD/665		PD/666		
OPTIMA	03 / 06	PD/635	Akebono	PD/725	Akebono	
OPTIMA	07 /			PD/725	Akebono	
OPIRUS	03 /	PD/667	Akebono	PD/725	Akebono	
MAGENTIS	07 /	PD/635	Akebono	PD/725	Akebono	
PICANTO	07 /	PD/633				
PREGIO	00 / 02	PD/69	Akebono			
PREGIO Furgon / Minibus	97 /	PD/332	Bendix			
RIO	03 / 05	PD/791				
RIO 1.4 16V / 1.5 CRDi / 1.6 16V / LX	05 /				Mando	
SEPHIA	00 / 01	PD/791				
SEPHIA 1.5	94 /	PD/390	Teves	AM/323-CP		
SEPHIA 1.5 / 1.8	94 /	PD/24	Teves			
SEPHIA 1.5 16V	96 /	PD/390	Teves	AM/323-CP		
SEPHIA 1.5 16V	96 /	PD/24	Teves			
SEPHIA 1.6	93 /	PD/390	Teves	AM/323-CP		
SEPHIA 1.6	93 /	PD/24	Teves			
SEPHIA 1.8	94 /	PD/390	Teves	AM/323-CP		
SHUMA 1.6 16V	05-01 /			AM/323-CP		
SHUMA 1.8	05-01 /			AM/323-CP		
SORENTO	03 /	PD/634		PD/668		
SORENTO	03 / 09			PD/794		
SOUL 1.6 / 1.6 CRDi	02-09 /	PD/635	Akebono			
SPECTRA	04 /	PD/665		PD/666		
SPECTRA	01 / 03	PD/791				
SPECTRA	04 / 05	PD/791				
SPORTAGE	05 /	PD/635	Akebono	PD/725	Akebono	
SPORTAGE 2.0	99 /	PD/486	Akebono			
SPORTAGE 2.2	99 /	PD/486	Akebono			

<b>KNORR BREMSE</b>						
SB/SN 7000 - TRAILER APPLICATIONS 22.5" WHEELS	05-03 /			PD/141	Knorr	
SB/SN 6000 - TRAILER APPLICATIONS 19.5" WHEELS	05-03 /			PD/142	Knorr	

<b>KRONE</b>						
3° EIXO	80 /			4515-G 4524-B	Bendix	
CARRETA	/ 79			4514-F	Bendix	
CARRETA	80 /			CA/32	Master	

<b>LADA</b>						
LAIKA 2104	90 / 95	PD/31	Bendix	LD/123- S/F		
LAIKA 2105	90 / 95	PD/31	Bendix	LD/123- S/F		
LAIKA 2106	90 / 95	PD/31	Bendix	LD/123- S/F		
LAIKA 2107	90 / 95	PD/31	Bendix	LD/123- S/F		
NIVA 1.6	90 / 95	PD/32	Bendix	LD/123- S/F		
NIVA 1.9	90 / 95	PD/32	Bendix	LD/123- S/F		
NIVA 1600	91 / 00			LD/123-CP		Freio traseiro Ø250,0x51,0mm

MODEL / MODELO	YEAR - AÑO	FRONT DELANTERA	SYSTEM SISTEMA	BACK TRASERA	SYSTEM SISTEMA	OBS.
<b>LAND ROVER</b>						
90	86 / 90	PD/458-B	Lockheed			
110	86 / 90	PD/474	Lockheed			Disco Solido
110 2.5 / 2.5 D	/ 94	PD/474	Lockheed			
90 2.5 / 2.5 D	/ 94	PD/474	Lockheed			
DEFENDER 110 2.5 D / TD Couty long	90 /	PD/474	Lockheed	PD/416	Lockheed	
DEFENDER 110 2.5 TD Hard Top / SW	94 / 95	PD/474	Lockheed	PD/416	Lockheed	
DEFENDER 110 2.5 TDi	95 /	PD/474	Lockheed			Disco Solido
DEFENDER 110 2.5 TDi	95 /			PD/416	Lockheed	
DEFENDER 110 3.5 16V	90 / 93	PD/458-B	Lockheed			Disco Ventilado
DEFENDER 110 3.5 16V	93 /	PD/474	Lockheed	PD/416	Lockheed	
DEFENDER 110 3.5 TDi	95 /			PD/416	Lockheed	
DEFENDER 130 2.5 TDi	90 / 95			PD/416	Lockheed	
DEFENDER 130 3.5 TDi	90 / 95			PD/416	Lockheed	
DEFENDER 90 2.5	92 / 96	PD/458-B	Lockheed	PD/464-B	Lockheed	
DEFENDER 90 2.5 County Long	90 /	PD/458-B	Lockheed	PD/416	Lockheed	
DEFENDER 90 2.5 D / TD County Long	90 /	PD/458-B	Lockheed	PD/416	Lockheed	
DEFENDER 90 2.5 TDi	95 /	PD/474	Lockheed			Disco Solido
DEFENDER 90 2.5 TDi Hard Top / SW	94 /	PD/474	Lockheed	PD/416	Lockheed	
DEFENDER 90 2.8 i	96 /	PD/474	Lockheed	PD/416	Lockheed	
DEFENDER 90 3.5	93 / 96	PD/458-B	Lockheed	PD/464-B	Lockheed	
DEFENDER 90 3.5	92 / 96	PD/474	Lockheed	PD/416	Lockheed	
DISCOVERY 2.0	94 /	PD/458-B	Lockheed			
DISCOVERY 2.0	93 / 98	PD/458-B	Lockheed			Disco Ventilado
DISCOVERY 2.5	93 / 98	PD/458-B	Lockheed			Disco Ventilado
DISCOVERY 2.5	89 / 93	PD/458-B	Lockheed	PD/464-B		Disco Ventilado
DISCOVERY 2.5 TDi	87 / 94	PD/474	Lockheed	PD/464-B	Lockheed	
DISCOVERY 2.5 TDi	95 /	PD/458-B	Lockheed	PD/416	Lockheed	
DISCOVERY 2.5 TDi / 3.9 V8	95 /	PD/458-B	Lockheed	PD/464-B	Lockheed	
DISCOVERY 3.5	89 / 94	PD/458-B	Lockheed	PD/464-B	Lockheed	
DISCOVERY 3.5	93 / 98	PD/458-B	Lockheed			Disco Ventilado
DISCOVERY 3.9	93 / 98	PD/458-B	Lockheed			Disco Ventilado
DISCOVERY II SE 7 4.0L / 4.6L	00 / 03			PD/1045		
DISCOVERY SD/ SE 7 4.0L	97 / 00	PD/458-B		PD/464-B		
DISCOVERY SD/ SE 7 4.0L / 4.6L	97 / 98	PD/458-B		PD/464-B		
FREELANDER 1.8	98 /	PD/394	Girling			
FREELANDER 2.0 TDi	98 /	PD/394	Girling			
HSE SPORT / HSE 4.4L	05 / 09	PD/1069		PD/1070		
LR3 SE / HSE 4.4L	05 / 09	PD/1069		PD/1070		
RANG ROVER 2.5 TD / TDi	90 / 95			PD/464-B	Lockheed	
RANG ROVER 2.5 TDi	91 / 96	PD/458-B	Lockheed	PD/464-B	Lockheed	
RANGE ROVER 4.4L	95 /	PD/1042				
RANGE ROVER 2.4	85 / 89			PD/464-B		
RANGE ROVER 2.5 Classic	90 / 96	PD/458-B	Lockheed			
RANGE ROVER 3.5	85 / 89			PD/464-B		
RANGE ROVER 3.5	/ 90			PD/464-B	Lockheed	
RANGE ROVER OSE / HSE 4.0L / 4.6L	99 / 01			PD/1045		
RANGE ROVER SE / HSE 4.0L / 4.6L	97 / 00			PD/1045		

<b>LEXUS</b>						
ES250	90 / 91			PD/682		
ES300	92 / 99			PD/682		
ES300	97 / 01	PD/707				
SC430	02 / 10	PD/784				
IS300	01 / 05	PD/784				
GS430	01 / 05	PD/784				
GS400	98 / 00	PD/784				
GS300	93 / 98	PD/784				
GS300	99 / 05	PD/784				
GS300	06	PD/745				
GX470	03 /	PD/528	Sumitomo	PD/695	Sumitomo	
LS400	90 / 92	PD/686				
LX450	96 / 97			PD/695	Sumitomo	

MODEL / MODELO	YEAR - AÑO	FRONT DELANTERA	SYSTEM SISTEMA	BACK TRASERA	SYSTEM SISTEMA	OBS.
<b>LEXUS</b>						
RX300	98 / 01	PD/707				
RX300	98 / 03			PD/682		
RX330	04 / 06	PD/764				
RX350	07 / 09	PD/764				
RX400h	06 / 08	PD/764				
SC300	92 / 96	PD/686				

<b>LINCOLN</b>						
AVIATOR	03 / 05	PD/770		PD/754		
BLACKWOOD	03 /	PD/137		PD/566		
CONTINENTAL	93 / 02	PD/389	Girling	PD/696		
CONTINENTAL 4.6L	97 / 99	PD/678		PD/696		
LS 3.0L / 3.9L	00 / 06	PD/1008		PD/76	Varga	
MARK LT	06 / 08	PD/590		PD/591		
MARK VIII	94 / 96	PD/678				
MKS	09 / 10	PD/1089		PD/1090		
MKX 3.5L	07 / 09	PD/1080		PD/1081		
MKZ	07 /	PD/647		PD/646		
NAVIGATOR	98 / 02	PD/565		PD/566		
NAVIGATOR	00 / 02	PD/565				
NAVIGATOR 4X2 / 4X4	98 / 00	PD/565		PD/566		
NAVIGATOR 4X2 / 4X4	98 / 02	PD/565				
NAVIGATOR 4X2 / 4X4	03 / 06	PD/750		PD/751		
NAVIGATOR 4X2 / 4X4 5.4L	07 / 10	PD/1083				
TOWN CAR	91 / 94			PD/780		
TOWN CAR	95 /	PD/702		PD/780		
TOWN CAR	96 / 97	PD/702		PD/704		
TOWN CAR	98 / 02	PD/618		PD/705		
TOWN CAR	03 / 07	PD/348		PD/349		
TOWN CAR	04 / 10	PD/348		PD/1018		
ZEPHYR	06 /	PD/647		PD/646		

<b>MALDONADO (FREPILOCO)</b>						
MALDONADO (FREPILOCO)	94 /			AC/18		
MALDONADO (FREPILOCO)				4311-RA		
MALDONADO (FREPILOCO)				AC/30		
MALDONADO (FREPILOCO)				4644-A		

<b>MAFERSA</b>						
CARRETA	Todos			CA/32	Master	
MAFERSA	Todos			CA/32		
ÔNIBUS	Todos	4514-F	Bendix	CA/32	Master	

<b>MAN</b>						
M-2000	96 /	PD/117	Wabco Perrot	PD/117	Wabco Perrot	

<b>MAHINDRA</b>						
PICK-UP	07 /	PD/733				
SUV	07 /	PD/733				

<b>MARCOPOLO</b>						
VOLARE A5	98 /	PD/102	Varga	FD/72	Bendix	
VOLARE A6	98 /	PD/102	Varga	FD/72	Bendix	
VOLARE A8	00 /	FD/77	Master	FD/77	Master	
VOLARE A8	00 /	FD/77	Bendix	FD/77	Bendix	
VOLARE W8	02 /	FD/77	Master	FD/77	Master	
VOLARE W8	02 /	FD/59	Master	FD/59	Master	Freio HD
VOLARE W9	02 /	FD/59	Master	FD/59	Master	Freio HD
VOLARE W12	09 /	FD/88	Master	FD/88	Master	

<b>MARINGÁ</b>						
3° EIXO	/ 78			4195-A		



MODEL / MODELO	YEAR - AÑO	FRONT DELANTERA	SYSTEM SISTEMA	BACK TRASERA	SYSTEM SISTEMA	OBS.
<b>MARINGÁ</b>						
3° EIXO	79 /			4514-F 4514-G	Bendix	
CARRETA	84 /			CA/32	Master	

<b>MASSARI</b>						
CARRETA	/ 78			4515		
CARRETA	78 /			CA/32	Master	

<b>MASSEY-FERGUSON</b>						
MF-50 X (Agrícola)				TR/311		487 497 M1

<b>MAZDA</b>						
121 1.1 / 1.3	/ 95	PD/376	Sumitomo			
121 1.2 / 1.3	96 /	PD/65	Teves			
121 1.8 D	96 /	PD/55	Teves			
3 2.0L	06 / 09	PD/767		PD/796		
3 2.0L	06 /	PD/767		PD/1061		
323 1.3 / 1.3i / 1.5	/ 98	PD/376	Sumitomo			
323 1.6 / 1.6i	/ 96	PD/376	Sumitomo			
323 1.7D GLX	/ 95	PD/376	Sumitomo			
323 1.8i 16V	/ 96	PD/376	Sumitomo			
323 2.0	96 / 98	PD/376	Sumitomo			
5	06 / 09	PD/767		PD/796		
6	08 / 09	PD/647		PD/646		
6	03 / 05	PD/795				
929	88 / 91	PD/1002				
6 2.5L / 3.7L	07 / 08	PD/816		PD/646		
626	00 / 02	PD/1049				
626 2.0L	94 / 02	PD/610				
626 1.6 LX	/ 95	PD/333	Akebono			
626 1.8 GLX / LX	/ 95	PD/333	Akebono			
626 2.0 LX	/ 95	PD/333	Akebono			
626 2.2i	/ 95	PD/333	Akebono			
B 2300	95 / 97	PD/332	Bendix			
B 2300	94 /	PD/374				
B 2500	99 /	PD/332	Bendix			
B 3000	98 /	PD/332	Bendix			
B 3000	94 /	PD/374				
B 4000	98 /	PD/332	Bendix			
B 4000	94 /	PD/374				
CX-7 2.3L	07 / 09	PD/1080		PD/1081		
CX-9 3.5L / 3.7L	07 / 09	PD/1080		PD/1081		
E 2000 Bus/Van 2.2 D	02-97 /	PD/538	Sumitomo			
E 2200 Bus/Van 2.2 D	02-97 /	PD/538	Sumitomo			
MIATA 1.8	94 /	PD/415	Lockheed			
MPV	94 / 01	PD/781				
MPV 4X4	92 / 93	PD/781				
MILLENNIA	95 / 02	PD/785				
MPV I 2.6 i 12v 2WD	01-92 / 05-96	PD/538	Sumitomo			
MPV I (LV) 2.5 TD 2WD	05-96 / 09-99	PD/538	Sumitomo			
MPV I (LV) 3.0i V6 2WD	05-96 / 09-99	PD/538	Sumitomo			
MPV I (LV) 3.0i V6 2WD	05-96 / 09-99	PD/538	Sumitomo			
MX3	93 /	PD/376	Sumitomo			
MX3 1.6i 16v	91 /	PD/132	Sumitomo	PD/344	Akebono	
MX3 1.8i 16V	91 /	PD/132	Sumitomo	PD/344	Akebono	
MX3 COUPE	91 /	PD/376	Sumitomo			
MX5 1.8	92 /	PD/415	Lockheed			
PROTEGE	99 /	PD/787				
PROTEGE	99 /	PD/798				
PROTEGE	99 / 00	PD/610				
TRIBUTE	01 /	PD/530	Teves			

MODEL / MODELO	YEAR - AÑO	FRONT DELANTERA	SYSTEM SISTEMA	BACK TRASERA	SYSTEM SISTEMA	OBS.
<b>MERCEDES-BENZ</b>						
709	88 / 96	PD/104 PD/104-A	Varga	MB/193		
710	90 /	PD/104 PD/104-A	Varga	MB/193		
710	96 /	PD/104	Varga	MB/193	MB	
712	92 / 94	PD/104 PD/104-A	Varga	MB/193		
712	98 /	PD/117 PD/117-A	Wabco	PD/117 PD/117-A	Wabco	Eletrônico
812	98 /	PD/117 PD/117-A	Wabco	PD/117 PD/117-A	Wabco	Eletrônico
814	98 /	PD/117 PD/117-A	Wabco	PD/117 PD/117-A	Wabco	Eletrônico
912	88 / 96	PD/104	Varga	MB/193	MB	
914	95 / 98	PD/104 PD/104-A	Varga	MB/193	MB	
1214	91 / 97	MB/182	MB	MB/182	MB	
1214	00 /	PD/104	Varga	FD/77	Master	
1215	99 /	MB/183	MB	MB/183	MB	Freno a aire
1218	91 / 97	MB/182	MB	MB/182	MB	
1414	91 / 96	MB/183	MB	MB/183	MB	Freno a aire
1418	91 /	MB/183	MB	MB/183	MB	
1418	91 /	MB/183	MB	MB/184	MB	Eixo HL5
1420	02 /	MB/183	MB	MB/183	MB	
1715	93 /	MB/184	MB	MB/184	MB	
1718	91 /	MB/184	MB	MB/184	MB	
1720	97 /	MB/184	MB	MB/184	MB	
1721	92 / 98	MB/184	MB	MB/184	MB	
1723	98 /	MB/184	MB	MB/184	MB	
2038	97 / 98	MB/184	MB	MB/188	MB	Importado
2240	97 / 98	MB/184	MB	MB/188	MB	Importado
2414	92 /	MB/183	MB	MB/183	MB	3° eixo MB/183
2418	92 / 99	MB/183	MB	MB/183	MB	3° eixo MB/183
2428	00 /	MB/184	MB	MB/184	MB	3° eixo MB/184
1114 6x2	95 / 97	PD/104	Varga	MB/193	MB	3° eixo MB/193
1214-C	97 /	MB/183	MB	MB/183	MB	
1215-C	99 /	MB/183 PD/116-K	MB Knorr	MB/183 PD/116-K	MB Knorr	
1318 Ônibus	03 /	MB/183	MB	MB/183 MB/184	MB	Eixo HL4 Eixo HL5
1418-K	91 /	MB/183		MB/184		Freno a aire
1620 6x2	00 /	MB/184	MB	MB/184	MB	3° eixo MB/184
1718-A	98 /	MB/183	MB	MB/184	MB	
1718-K	91 / 93	MB/184		MB/184		Freno a aire
1718-M	97 /	MB/184	MB	MB/184	MB	
1720 6x2	00 /	MB/184	MB	MB/184	MB	3° eixo MB/184
1720 K	00 /	MB/184	MB	MB/184	MB	
1721 S	92 / 98	MB/184	MB	MB/184	MB	
1726-E	08 /	PD/116-K	Knorr	PD/116-K	Knorr	
1938-S	99 /	PD/116-K	Knorr	PD/116-K	Knorr	Eletrônico
1944-S	03 /	PD/116-K	Knorr	PD/116-K	Knorr	
2423 B	98 /	MB/184	MB	MB/184	MB	3° eixo MB/184
2423 K	98 /	MB/184	MB	MB/184	MB	3° eixo MB/184
317-H		9202		9202		
321-H	/ 64	MB/164		MB/161		
508 Van Ecovan	91 /	PD/104 PD/104-A	Varga	MB/193		
609 D	91 /	PD/104 PD/104-A	Varga	MB/193		
709 D	91 /	PD/104 PD/104-A	Varga	MB/193		
710 Plus	02 /	PD/104	Varga	FD/77	Master	
712		PD/104		PD/104		
914	94 / 95	PD/104				
914-C	98 /	PD/117 PD/117-A	Wabco Perrot	PD/117 PD/117-A	Wabco Perrot	Eletrônico
A 160	99 /	PD/67 PD/67-A	Girling	MB/169-CPA	Girling	
A 190	00 /	PD/67 PD/67-A	Girling	MB/169-CPA	Girling	
ACCELO 715-C	03 /	PD/104	Varga	PD/104	Varga	

MODEL / MODELO	YEAR - AÑO	FRONT DELANTERA	SYSTEM SISTEMA	BACK TRASERA	SYSTEM SISTEMA	OBS.
<b>MERCEDES-BENZ</b>						
ACCELO 915-C	03 / 06-04	PD/526	Knorr	PD/526	Knorr	Freio SB 5000
ACCELO 915-C	07-04 /	PD/533	Knorr	PD/533	Knorr	Freio SN 5000
ATEGO 1315	04 /	MB/184	MB	MB/184	MB	
ATEGO 1418	04 /	MB/184	MB	MB/184	MB	
ATEGO 1518	04 /	MB/184	MB	MB/184	MB	
ATEGO 1718	04 /	MB/184	MB	MB/184	MB	
ATEGO 1725	04 /	MB/184	MB	MB/184	MB	
ATEGO 2425	04 /	MB/184	MB	MB/184	MB	
AXOR 1933	05 /	PD/116-K	Knorr	PD/116-K	Knorr	
AXOR 2035	05 /	PD/116-K	Knorr	PD/116-K	Knorr	
AXOR 2040	05 /	PD/116-K	Knorr	PD/116-K	Knorr	
AXOR 2533 6x2	05 /	PD/116-K	Knorr	PD/116-K	Knorr	
AXOR 2540 6x2	05 /	PD/116-K	Knorr	PD/116-K	Knorr	
AXOR 2544 6x2	05 /	PD/116-K	Knorr	PD/116-K	Knorr	
AXOR 2640 6x4	05 /	PD/116-K	Knorr	PD/116-K	Knorr	
AXOR 2644 6x4	05 /	PD/116-K	Knorr	PD/116-K	Knorr	
AXOR 2826 6x4	06 /	MB/185	MB	MB/188	MB	3º eixo MB/188
AXOR 2831 6x4	06 /	MB/185	MB	MB/188	MB	3º eixo MB/188
AXOR 3340 6x4	05 /	MB/185	MB	MB/188	MB	3º eixo MB/188
AXOR 3344 6x4	05 /	MB/185	MB	MB/188	MB	3º eixo MB/188
AXOR 4140 6x4	06 /	MB/185	MB	MB/188	MB	3º eixo MB/188
AXOR 4144 6x4	06 /	MB/185	MB	MB/188	MB	3º eixo MB/188
C-180 1.8 T (T202)	96 /	PD/489	Girling			
C-180 1.8i 16V CLASSIC	93 / 00	PD/489	Girling			
C-180 1.8i 16V ELEGANCE	93 / 00	PD/489	Girling			
C-180 1.8i 16V SPORT (W202)	93 / 00	PD/489	Girling			
C-200	01 / 04	PD/1043				
C-200 2.0 D	93 / 00	PD/489	Girling			
C-200 2.0 ELEGANCE	93 / 00	PD/489	Girling			
C-200 2.0 SPORT (W202)	93 / 00	PD/489	Girling			
C-200 2.0 T	96 / 01	PD/489	Girling			
C-200 2.0 TD (T202)	96 / 01	PD/489	Girling			
C-200 2.0i 16V CLASSIC	93 / 00	PD/489	Girling			
C-200 2.0i 16V ELEGANCE	93 / 00	PD/489	Girling			
C-200 2.0i 16V SPORT (W202)	93 / 00	PD/489	Girling			
C-200 CDI (W202)	98 / 00	PD/489	Girling			
C-220	96 / 97	PD/489		PD/1046		
C-220 2.2 D (W202)	93 / 95	PD/489	Girling			
C-220 2.2 TD CDI (T202)	96 /	PD/489	Girling			
C-220 2.2i 16V CLASSIC	93 / 00	PD/489	Girling			
C-220 2.2i 16V ELEGANCE	93 / 00	PD/489	Girling			
C-220 2.2i 16V SPORT (W202)	93 / 00	PD/489	Girling			
C-220 CLASIC Y ELEGANCE 2.2L	95 /	PD/489				
C-230	96 / 98	PD/489		PD/1046		
C-230	04 /	PD/1011		PD/1050		
C-230 2.2 (T202)	96 /	PD/489	Girling			
C-240	01 / 02	PD/1011		PD/1050		
C-240 2.4 T (T202)	97 / 00	PD/489	Girling			
C-250 2.5 TD (W202)	93 / 95	PD/489	Girling			
C-280	98 / 00	PD/1043		PD/1050		
C-280	06 / 07	PD/1011				
C-280 2.8 (W202)	93 / 97	PD/489	Girling			
C-280 T (T202)	97 / 01	PD/489	Girling			
C-320	01 / 05	PD/1011				
C-32MG	02 / 03	PD/1009				
C-350	06 / 07	PD/1011				
C-350 SPORT	06 / 07	PD/1022				
C-55 AMG	05 / 07	PD/1009				
CL55 AMG	03	PD/1016		PD/1017		
CL65 AMG	05 / 06	PD/1016		PD/1017		
CLS55 AMG PERFORMANCE	06	PD/1016		PD/1017		
S55 AMG	03 / 04	PD/1016		PD/1017		

MODEL / MODELO	YEAR - AÑO	FRONT DELANTERA	SYSTEM SISTEMA	BACK TRASERA	SYSTEM SISTEMA	OBS.
<b>MERCEDES-BENZ</b>						
S65 AMG	06	PD/1016		PD/1017		
SL55 AMG	03 / 04	PD/1016		PD/1017		
SL55 AMG PERFORMANCE PACKAGE	05 / 06	PD/1016		PD/1017		
SL65 AMG	05 / 06	PD/1016		PD/1017		
CL-500	01 / 05	PD/1009		PD/1010		
CL-500	08 / 09	PD/1009		PD/1017		
CL-600	02 / 03	PD/1009		PD/1010		
CLASE A	00 / 06	PD/67-A				
CLASE A	01 / 06	PD/67-A				
CLK-320	04 / 05	PD/1011				
CLK-320	98 / 99			PD/1013		
CLK-320	00			PD/1013		
CLK-350	06 / 09	PD/1011				
CLK-500	03 / 04	PD/1009				
E-200 2.0i 16V (W124)	93 / 95	PD/489	Girling			
E-320	96 / 02			PD/1013		
E-320 4MATIC	98 / 00			PD/1013		
E-420	97			PD/1013		
E-430	98 / 02			PD/1013		
E-500	03 / 05	PD/1009				
K-1214	91 /	MB/182	MB	MB/182	MB	
K-1414	91 / 96	MB/183	MB	MB/183	MB	
K-1418	91 /	MB/183	MB	MB/183	MB	
K-1718	91 / 93	MB/184	MB	MB/184	MB	
K-1721	91 /	MB/184	MB	MB/184	MB	
L/ LA/ LAK/ LAS/ LK/ LP/ LPO/ LS-1113	70 / 82	MB/176	MB	MB/176	MB	
L/ LA/ LAK/ LK/ LPO/ LS/ OF/ OH-1313	70 / 83	MB/180	MB	MB/180	MB	Freno hidráulico
L/ LA/ LAK-1317	86 / 90	MB/183	MB	MB/183	MB	Freno a aire
L/ LA/ LAS/ LAK/ LK/ LS-1111	64 / 70	MB/176	MB	MB/176	MB	
L/ LA/ LAS-1114	/ 83	MB/141	Frenar	MB/142	Frenar	
L/ LA/ LB/ LK-2213	70 / 83	MB/180		MB/180		3º eixo MB/180 Freno hidráulico
L/ LA/ LK-1418	89 / 93	MB/183		MB/183		Freno a aire
L/ LB/ LK-2213	83 / 86	MB/183		MB/183		3º eixo MB/183-RA Freno a aire
L/ LB/ LK-2214	87 / 90	MB/183-RA		MB/183-RA		3º eixo MB/183-RA Freno a aire
L/ LB/ LK-2215	89 / 90	MB/183-RA		MB/183-RA		3º eixo MB/183-RA Freno a aire
L/ LB/ LK-2216	83 / 86	MB/183-RA		MB/183-RA		3º eixo MB/183-RA Freno a aire
L/ LB/ LK-2216 - L/ LK/ LB-2219	78 / 83	MB/180		MB/180		3º eixo MB/180 Freno hidráulico
L/ LB/ LK-2217	87 / 88	MB/183-RA		MB/183-RA		3º eixo MB/183-RA Freno a aire
L/ LB/ LK-2219	83 / 86	MB/183-RA		MB/183-RA		3º eixo MB/183-RA Freno a aire
L/ LB/ LK-2220	87 / 91	MB/183-RA		MB/183-RA		3º eixo MB/183-RA Freno a aire
L/ LG/ LK/ LS-1519	73 / 82	MB/180		MB/181		
L/ LK/ LB-2013	70 / 83	MB/180		MB/180		3º eixo MB/180 Freno hidráulico
L/ LK/ LS/ OF-1313	82 / 87	MB/183-RA		MB/183-RA		Freno a aire
L/ LK/ LS/ OH-1316	70 / 83	MB/180		MB/180		Freno hidráulico
L/ LK/ LS/ OH-1316	/ 92	MB/180		MB/181		
L/ LK/ LS-1113	83 / 86	MB/182		MB/182		Freno a aire
L/ LK/ LS-1114	87 / 89	MB/182		MB/182		Freno a aire
L/ LK/ LS-1516/ 1519	83 / 86	MB/183-RA		MB/184-RA		Freno a aire
L/ LK/ LS-1938/ 1945	92 /	MB/184-RA		MB/185		
L/ LK-1118	87 / 89	MB/182		MB/182		Freno a aire
L/ LK-1214-1215	/ 96	MB/182		MB/182		Freno a aire
L/ LK-1314	87 / 91	MB/183-RA		MB/183-RA		Freno a aire

MODEL / MODELO	YEAR - AÑO	FRONT DELANTERA	SYSTEM SISTEMA	BACK TRASERA	SYSTEM SISTEMA	OBS.
<b>MERCEDES-BENZ</b>						
L/LK-1316	82 / 86	MB/183-RA		MB/183-RA		Freno a aire
L/LK-1316/ 1513/ 1516/ 1620/ 1622/ 1633	83 / 93	MB/183-RA		MB/185		Freno volteo corto
L/LK-1318	87 / 89	MB/183-RA		MB/183-RA		Freno a aire
L/LK-1513	83 / 86	MB/183-RA		MB/184-RA		Freno a aire
L/LK-1513, LK-1514, L/LK-1516	/ 92	MB/180		MB/181		
L/LK-1514, LS-1520	87 / 89	MB/183-RA		MB/184-RA		Freno a aire
L/LK-1517	86	MB/183-RA		MB/184-RA		Freno a aire
L/LK-1518	87 / 90	MB/183-RA		MB/184-RA		Freno a aire
L/LK-1520	87 / 91	MB/183-RA		MB/184-RA		Freno a aire
L/LO-608 D		MB/255-RA		MB/255-RA		Brasilero
L/LO-608 D	80 / 92	MB/186-RA		MB/186-RA		Argentino
L/LS-1526	83 / 93	MB/145	Volteo	MB/146	Volteo	
L/LS-1112/ 1114		MB/140		MB/140		
L/LS-1518	/ 92	MB/180		MB/181		
L/LS-1924 A	81 / 83	MB/184-RA		MB/185		
L/LA-1116	70 / 82	MB/176		MB/176		
L-1113	83 / 86	MB/177 MB/182	MB	MB/177 MB/182	MB	
L-1114	87 / 89	MB/182	MB	MB/182	MB	
L-1115	87 / 88	MB/182	MB	MB/182	MB	
L-1116	70 / 82	MB/176	MB	MB/176	MB	
L-1118	87 / 89	MB/182	MB	MB/182	MB	
L-1214	89 / 96	MB/182	MB	MB/182	MB	
L-1215	83 / 93	MB/183	MB	MB/185	MB	Freno volteo corto
L-1218	89 / 97	MB/182	MB	MB/182	MB	
L-1218	97 /	MB/183	MB	MB/183	MB	
L-1313	70 / 83	MB/180	MB	MB/180	MB	
L-1313	83 / 87	MB/183	MB	MB/183	MB	
L-1314	87 / 91	MB/183	MB	MB/183	MB	
L-1314	91 /	MB/184	MB	MB/184	MB	
L-1316	64 / 83	MB/180	MB	MB/181	MB	
L-1316	70 / 83	MB/180	MB	MB/180	MB	
L-1316	83 / 86	MB/183	MB	MB/183	MB	
L-1317	86 / 90	MB/183	MB	MB/183	MB	
L-1318	87 / 89	MB/183	MB	MB/183	MB	
L-1318	06 /	MB/183	MB	MB/183 MB/184	MB	
L-1318	83 / 93	MB/183	MB	MB/185	MB	Freno volteo corto
L-1319	85	MB/183	MB	MB/184	MB	
L-1414	89 / 96	MB/183	MB	MB/183	MB	
L-1418	89 /	MB/183	MB	MB/183	MB	
L-1513	70 / 82	MB/180	MB	MB/181	MB	
L-1513	83 / 86	MB/183	MB	MB/184	MB	
L-1514	87 / 89	MB/183	MB	MB/184	MB	
L-1516	70 / 83	MB/180	MB	MB/181	MB	
L-1516	83 / 86	MB/183	MB	MB/184	MB	
L-1517	86	MB/183	MB	MB/184	MB	
L-1518	87 / 90	MB/183	MB	MB/184	MB	
L-1519	73 / 82	MB/180	MB	MB/181	MB	
L-1519	83 / 86	MB/183	MB	MB/184	MB	
L-1520	87 / 91	MB/183	MB	MB/184	MB	
L-1614	89 / 95	MB/183 MB/184	MB	MB/184	MB	
L-1618	89 / 96	MB/183 MB/184	MB	MB/184	MB	
L-1620	96 /	MB/184	MB	MB/184	MB	
L-1620 6x2	00 /	MB/184	MB	MB/184	MB	3° eixo MB/184
L-1621	90 / 96	MB/183	MB	MB/184	MB	
L-1622	00 /	MB/184	MB	MB/184	MB	
L-1622 6x2	01 /	MB/184	MB	MB/184	MB	3° eixo MB/184
L-1625	90 / 94	MB/184	MB	MB/184	MB	
L-1625	94 /	MB/184	MB	MB/184	MB	

MODEL / MODELO	YEAR - AÑO	FRONT DELANTERA	SYSTEM SISTEMA	BACK TRASERA	SYSTEM SISTEMA	OBS.
<b>MERCEDES-BENZ</b>						
L-1630	90 /	MB/184	MB	MB/184	MB	Freno a aire
L-1635	94 /	MB/184	MB	MB/184	MB	
L-1714	91 /	MB/184	MB	MB/184	MB	
L-1924-A	81 / 83	MB/184	MB	MB/185	MB	
L-2013	70 / 83	MB/180	MB	MB/180	MB	3º eixo MB/180
L-2013	83 / 86	MB/183	MB	MB/183	MB	3º eixo MB/183
L-2013	83 / 93	MB/183	MB	MB/185	MB	Freno volteo corto
L-2014	87 / 90	MB/183	MB	MB/183	MB	3º eixo MB/183
L-2118	91 /	MB/183	MB	MB/183	MB	
L-2213	70 / 83	MB/180	MB	MB/180	MB	3º eixo MB/180
L-2213	83 / 93	MB/183	MB	MB/185	MB	Freno volteo corto
L-2213	83 / 86	MB/183	MB	MB/183	MB	3º eixo MB/183
OC/ OF-1214	/ 83	MB/141	Frenar	MB/142	Frenar	
L-2214	87 / 90	MB/183	MB	MB/183	MB	3º eixo MB/183
L-2215	83 / 90	MB/183	MB	MB/183	MB	3º eixo MB/183
L-2216	78 / 83	MB/180	MB	MB/180	MB	3º eixo MB/180
L-2216	83 / 86	MB/183	MB	MB/183	MB	3º eixo MB/183
L-2216	83 / 93	MB/183		MB/185		Freno volteo corto
L-2217	87 / 88	MB/183	MB	MB/183	MB	3º eixo MB/183
L-2219	78 / 83	MB/180	MB	MB/180	MB	3º eixo MB/180
L-2219	83 / 86	MB/183	MB	MB/183	MB	3º eixo MB/183
L-2220	87 / 91	MB/183	MB	MB/183	MB	3º eixo MB/183
L-2225	89 / 91	MB/183	MB	MB/183	MB	3º eixo MB/183
L-2314	90 / 93	MB/183	MB	MB/183	MB	3º eixo MB/183
L-2318	90 / 99	MB/183	MB	MB/183	MB	3º eixo MB/183
L-2325	90 / 00	MB/183	MB	MB/183	MB	3º eixo MB/183
L-2414	91 /	MB/183	MB	MB/183	MB	
L-2635	93 / 99	MB/184	MB	MB/185	MB	3º eixo MB/185
L-2638	99 /	MB/184	MB	MB/185	MB	3º eixo MB/185
L-312		9058		MB/164		
L-312	TODOS	MB/155		MB/161		
L-3500		9058		MB/164		Recto
L-3500		MB/155		MB/161		Curvo
L-608 D	72 / 80	MB/186	MB	MB/186	MB	
L-608 D	81 / 86	MB/187	MB	MB/187	MB	
L-610	87 / 89	MB/187	MB	MB/187	MB	
L-708 E	87 / 89	MB/187	MB	MB/187	MB	
L-711 D	88 / 96	PD/104 PD/104-A	Varga	MB/193		
L-809	88 / 96	PD/104 PD/104-A	Varga	MB/193		
L-811	88 / 96	PD/104 PD/104-A	Varga	MB/193		
L-813	90 /	PD/104 PD/104-A	Varga	MB/193		
L-814	88 / 96	PD/104 PD/104-A	Varga	MB/193		
L-911		9058		MB/164		
L-913	90 /	PD/104 PD/104-A	Varga	MB/193		
L-914	90 / 95	PD/104 PD/104-A	Varga	MB/193		
L-914		MB/140		MB/140		
LA/ LAK -1418	89 /	MB/182		MB/182		Freno a aire
LA/ LAK-1313 / 1316	82 / 87	MB/182		MB/182		Freno a aire
LA/ LAK-1313 / 1316	82 / 87	MB/182		MB/183-RA		Freno a aire
LA/ LAK-1314 / 1317 / 1318	87 / 90	MB/182		MB/182		Freno a aire
LA/ LAK-1314 / 1317 / 1318	87 / 90	MB/182		MB/183-RA		Freno a aire
LA-1111	64 / 70	MB/176	MB	MB/176	MB	
LA-1113	70 / 82	MB/176	MB	MB/176	MB	
LA-1113	83 / 86	MB/182	MB	MB/182	MB	
LA-1116	70 / 82	MB/176	MB	MB/176	MB	
LA-1313	70 / 83	MB/180	MB	MB/180	MB	
LA-1313	83 / 87	MB/182	MB	MB/183	MB	
LA-1314	87 / 90	MB/182	MB	MB/183	MB	
LA-1316	82 / 90	MB/182	MB	MB/183	MB	
LA-1317	86 / 90	MB/182 MB/183	MB	MB/183	MB	
LA-1318	87 / 90	MB/182	MB	MB/183	MB	

MODEL / MODELO	YEAR - AÑO	FRONT DELANTERA	SYSTEM SISTEMA	BACK TRASERA	SYSTEM SISTEMA	OBS.
<b>MERCEDES-BENZ</b>						
LA-1418	89 /	MB/183	MB	MB/183	MB	
LA-2013	70	MB/180	MB	MB/180	MB	
LA-2213	70 / 83	MB/180	MB	MB/180	MB	3° eixo MB/180
LAK-1111	64 / 70	MB/176	MB	MB/176	MB	
LAK-1113	70 / 82	MB/176	MB	MB/176	MB	
LAK-1113	83 / 86	MB/182	MB	MB/182	MB	
LAK-1313	70 / 83	MB/180	MB	MB/180	MB	
LAK-1313	83 / 87	MB/182	MB	MB/183	MB	
LAK-1314	87 / 90	MB/182	MB	MB/183	MB	
LAK-1316	82 / 90	MB/182	MB	MB/183	MB	
LAK-1317	86 / 90	MB/182 MB/183	MB	MB/183	MB	
LAK-1318	87 / 90	MB/182	MB	MB/183	MB	
LAK-1418	89 / 93	MB/182	MB	MB/183	MB	
LAK-2013	70	MB/180	MB	MB/180	MB	
LAS-1111	64 / 70	MB/176	MB	MB/176	MB	
LAS-1113	70 / 82	MB/176	MB	MB/176	MB	
LAS-1113	83 / 86	MB/182	MB	MB/182	MB	
LB/ LK-2318	90 / 93	MB/183		MB/183		3° eixo MB/183-RA Freno a aire
LB/ LK-2325	90 / 93	MB/183		MB/183		3° eixo MB/183-RA Freno a aire
LB-2013	70 / 83	MB/180	MB	MB/180	MB	3° eixo MB/180
LB-2213	70 / 83	MB/180	MB	MB/180	MB	3° eixo MB/180
LB-2213	83 / 86	MB/183	MB	MB/183	MB	3° eixo MB/183
LB-2214	87 / 90	MB/183	MB	MB/183	MB	3° eixo MB/183
LB-2215	89 / 90	MB/183	MB	MB/183	MB	3° eixo MB/183
LB-2216	78 / 83	MB/180	MB	MB/180	MB	3° eixo MB/180
LB-2216	83 / 86	MB/183	MB	MB/183	MB	3° eixo MB/183
LB-2217	87 / 88	MB/183	MB	MB/183	MB	3° eixo MB/183
LB-2219	78 / 83	MB/180	MB	MB/180	MB	3° eixo MB/180
LB-2219	83 / 86	MB/183	MB	MB/183	MB	3° eixo MB/183
LB-2220	87 / 91	MB/183	MB	MB/183	MB	3° eixo MB/183
LB-2318	90 / 93	MB/183	MB	MB/183	MB	3° eixo MB/183
LB-2325	90 / 93	MB/183	MB	MB/183	MB	3° eixo MB/183
LB-2423 6x2	95 / 96	MB/184	MB	MB/184	MB	3° eixo MB/184
LG-1519	73 / 83	MB/180	MB	MB/181	MB	
LG-1825	91 /	MB/183	MB	MB/183	MB	
LK-1111	64 / 70	MB/176	MB	MB/176	MB	
LK-1113	70 / 82	MB/176	MB	MB/176	MB	
LK-1113	83 / 86	MB/177 MB/182	MB	MB/177 MB/182	MB	
LK-1114	87 / 89	MB/182	MB	MB/182	MB	
LK-1115	87 /	MB/182	MB	MB/182	MB	
LK-1118	87 / 89	MB/182	MB	MB/182	MB	
LK-1214	89 / 93	MB/182	MB	MB/182	MB	
LK-1313	70 / 83	MB/180	MB	MB/180	MB	
LK-1313	83 / 87	MB/183	MB	MB/183	MB	
LK-1313	83 / 86	MB/183	MB	MB/184	MB	Eixo HL5
LK-1314	87 / 91	MB/183	MB	MB/183	MB	
LK-1314	91 /	MB/184		MB/184		
LK-1316	64 / 83	MB/180	MB	MB/180 MB/181	MB	
LK-1316	83 / 86	MB/183	MB	MB/183	MB	
LK-1317	86	MB/183	MB	MB/183	MB	
LK-1318	87 / 89	MB/183	MB	MB/183	MB	
LK-1414	89 / 93	MB/183	MB	MB/183	MB	
LK-1418	89 / 93	MB/183	MB	MB/183	MB	
LK-1513	70 / 83	MB/180	MB	MB/181	MB	
LK-1513	83 / 86	MB/183	MB	MB/184	MB	
LK-1514	87 / 89	MB/183	MB	MB/184	MB	
LK-1516	70 / 83	MB/180	MB	MB/181	MB	

MODEL / MODELO	YEAR - AÑO	FRONT DELANTERA	SYSTEM SISTEMA	BACK TRASERA	SYSTEM SISTEMA	OBS.
<b>MERCEDES-BENZ</b>						
LK-1516	83 / 86	MB/183	MB	MB/184	MB	
LK-1517	86	MB/183	MB	MB/184	MB	
LK-1518	87 / 90	MB/183	MB	MB/184	MB	
LK-1519	73 / 82	MB/180	MB	MB/181	MB	
LK-1519	83 / 86	MB/183	MB	MB/184	MB	
LK-1520	87 / 90	MB/183	MB	MB/184	MB	
LK-1614	90 / 93	MB/183 MB/184	MB	MB/184	MB	
LK-1618	89 / 93	MB/183 MB/184	MB	MB/184	MB	
LK-1620	00 /	MB/184	MB	MB/184	MB	
LK-1621	90 / 93	MB/183	MB	MB/184	MB	
LK-1714	91 /	MB/184	MB	MB/184	MB	
LK-2013	70 / 83	MB/180	MB	MB/180	MB	3° eixo MB/180
LK-2213	70 / 83	MB/180	MB	MB/180	MB	3° eixo MB/180
LK-2213	83 / 86	MB/183	MB	MB/183	MB	3° eixo MB/183
LK-2214	87 / 90	MB/183	MB	MB/183	MB	3° eixo MB/183
LK-2215	89 / 90	MB/183	MB	MB/183	MB	3° eixo MB/183
LK-2216	78 / 83	MB/180	MB	MB/180	MB	3° eixo MB/180
LK-2216	83 / 86	MB/183	MB	MB/183	MB	3° eixo MB/183
LK-2217	87 / 88	MB/183	MB	MB/183	MB	3° eixo MB/183
LK-2219	78 / 83	MB/180	MB	MB/180	MB	3° eixo MB/180
LK-2219	83 / 86	MB/183	MB	MB/183	MB	3° eixo MB/183
LK-2220	87 / 91	MB/183	MB	MB/183	MB	3° eixo MB/183
LK-2318	90 / 93	MB/183	MB	MB/183	MB	3° eixo MB/183
LK-2325	90 / 93	MB/183	MB	MB/183	MB	3° eixo MB/183
LK-2420	91 /	MB/183	MB	MB/183	MB	
LK-2638	99 /	MB/184	MB	MB/185	MB	3° eixo MB/185
LO-1114	83 / 93	MB/145	Volteo	MB/146	Volteo	
LO-608 D	72 / 80	MB/186	MB	MB/186	MB	
LO-608 D	81 / 86	MB/187	MB	MB/187	MB	
LO-610	02 /	PD/104	Varga	FD/77	Master	
LO-708 E	87 / 89	MB/187	MB	MB/187	MB	
LO-709	88 /	PD/104	Varga	MB/193	MB	
LO-712	92 / 94	PD/104	Varga	MB/193	MB	
LO-712	02 /	PD/104	Varga	FD/77	Master	
LO-812	88 / 96	PD/104 PD/104-A	Varga	MB/193	MB	
LO-812	02 /	PD/104	Varga	FD/77	Master	
LO-814	96 / 98	PD/104 PD/104-A	Varga	MB/193	MB	
LO-814	02 /	PD/104	Varga	FD/77	Master	
LO-911		9058		MB/164		
LO-912	88 /	PD/104	Varga	MB/193	MB	
LO-914	98 /	PD/117 PD/117-A	Wabco	PD/117 PD/117-A	Wabco	
LO-915	03 /	PD/117 PD/117-A	Wabco Perrot	PD/117 PD/117-A	Wabco Perrot	
LP/ LPK/ LPO/ LPS-1520	67 / 78	MB/180		MB/181		
LP/ O/ OM-321 (OM-352)	70 / 82	MB/176		MB/176		
LP-1113	70 / 82	MB/176	MB	MB/176	MB	
LP-1113	83 / 86	MB/182	MB	MB/182	MB	
LP-1520	67 / 78	MB/180	MB	MB/181	MB	
LP-321	/ 64	MB/164		MB/161		
LP-321	70 / 82	MB/176	MB	MB/176	MB	
LP-331	64 / 72	MB/167				
LPK-1520	64 / 72	MB/167		4515		
LPK-1520	67 / 78	MB/180	MB	MB/181	MB	
LPO-1111	77 / 83	MB/179	MB	MB/179	MB	
LPO-1113	70 / 82	MB/176	MB	MB/176	MB	
LPO-1113	77 / 83	MB/179	MB	MB/179	MB	
LPO-1113	83 / 86	MB/182	MB	MB/182	MB	
LPO-1313	70 / 83	MB/180	MB	MB/180	MB	
LPO-1520	67 / 78	MB/180	MB	MB/181	MB	



MODEL / MODELO	YEAR - AÑO	FRONT DELANTERA	SYSTEM SISTEMA	BACK TRASERA	SYSTEM SISTEMA	OBS.
<b>MERCEDES-BENZ</b>						
LPO-334	64 / 82	MB/176	MB	MB/176	MB	
LPS-1520	64 / 72	MB/167		4515		
LPS-1520	67 / 78	MB/180	MB	MB/181	MB	
LPS-331 S	64 / 72	MB/167		4515		
LS-1111	64 / 70	MB/176	MB	MB/176	MB	
LS-1113	70 / 82	MB/176	MB	MB/176	MB	
LS-1113	83 / 86	MB/182	MB	MB/182	MB	
LS-1114	87 / 89	MB/182	MB	MB/182	MB	
LS-1115	87 /	MB/182	MB	MB/182	MB	
LS-1118	87 /	MB/182	MB	MB/182	MB	
LS-1313	70 / 83	MB/180	MB	MB/180	MB	
LS-1313	83 / 87	MB/183	MB	MB/183	MB	
LS-1314	87 / 89	MB/183	MB	MB/183	MB	
LS-1316	64 / 83	MB/180	MB	MB/180 MB/181	MB	
LS-1324	76 / 83	MB/184	MB	MB/185	MB	
LS-1517	/ 92	MB/180	MB	MB/181	MB	
LS-1519	73 / 82	MB/180	MB	MB/181	MB	
LS-1519	83 / 86	MB/183	MB	MB/184	MB	
LS-1520	87 / 89	MB/183	MB	MB/184	MB	
LS-1524	83 / 87	MB/183	MB	MB/184	MB	
LS-1525	88 / 90	MB/183	MB	MB/184	MB	
LS-1625	90 / 96	MB/184	MB	MB/184	MB	
LS-1630	90 / 98	MB/184	MB	MB/184	MB	
LS-1632	98 /	MB/184	MB	MB/185	MB	
LS-1634	00 /	MB/184	MB	MB/185	MB	
LS-1634	02 /	PD/116-K	Knorr	PD/116-K	Knorr	
LS-1924-A	76 / 83	MB/184	MB	MB/185	MB	
LS-1929	76 / 86	MB/184	MB	MB/185	MB	
LS-1930	87 / 89	MB/184	MB	MB/185	MB	
LS-1932	84 / 86	MB/184	MB	MB/185	MB	
LS-1933	87 / 89	MB/184	MB	MB/185	MB	
LS-1934	88 / 90	MB/184	MB	MB/185	MB	
LS-1935	90 / 98	MB/184	MB	MB/185	MB	
LS-1938	98 /	PD/116-K	Knorr	PD/116-K	Knorr	Elétrónico
LS-1941	90 / 98	MB/184	MB	MB/185	MB	
LS-2038	96 /	MB/184	MB	MB/185	MB	
LS-2624	79 / 84	MB/184	MB	MB/185	MB	
LS-2635	95 / 99	MB/184	MB	MB/185	MB	3° eixo MB/185
LS-2638	99 /	MB/184	MB	MB/185	MB	3° eixo MB/185
MB-180 D	94 / 96	PD/108	Bendix	MB/156-S/F MB/156-CP		
ML 320	94 / 05	PD/1007		PD/1012		
ML 350	03 / 05	PD/1007				
ML 430	98 / 99	PD/1007		PD/1012		
ML 430	00 / 02	PD/1009		PD/1056		
ML 500	02 / 05	PD/1009		PD/1056		
ML-500 W163 5.4L	02 / 05	PD/1009		PD/1056		
ML-55 AMG W163	01 / 03	PD/1009		PD/1056		
O-140		MB/140	MB	MB/140	MB	
O-170	/ 92	MB/180	MB	MB/181	MB	
O-317		9202	MB	9202	MB	
O-321	/ 64	MB/164	MB	MB/161	MB	
O-321	70 / 82	MB/176	MB	MB/176	MB	
O-326	64 / 78	MB/180	MB	MB/181	MB	
O-340	92 /	PD/125	Meritor	PD/125	Meritor	
O-350	92 /	PD/125	Meritor	PD/125	Meritor	
O-352	70 / 82	MB/176	MB	MB/176	MB	
O-355	73 / 78	MB/180	MB	MB/181	MB	
O-355	/ 92	MB/180	MB	MB/181	MB	
O-362	73 / 78	MB/180	MB	MB/181	MB	
O-362	/ 92	MB/180	MB	MB/181	MB	

MODEL / MODELO	YEAR - AÑO	FRONT DELANTERA	SYSTEM SISTEMA	BACK TRASERA	SYSTEM SISTEMA	OBS.
<b>MERCEDES-BENZ</b>						
O-364	79 / 85	MB/180	MB	MB/181	MB	
O-364	85 / 86	MB/190	MB	MB/190	MB	
O-364	85 / 90	MB/190	MB	MB/190	MB	
O-364	/ 92	MB/180	MB	MB/181	MB	
O-365	87 / 90	MB/180 MB/190	MB	MB/181 MB/190	MB	
O-370 R	86	MB/190	MB	MB/191	MB	
O-370 RS	84 / 89	MB/190	MB	MB/191	MB	
O-370 RSD	84 / 88	MB/190	MB	MB/191	MB	Apoio MB/190
O-371 R	87 / 96	MB/190	MB	MB/191	MB	
O-371 RS	87 / 93	MB/190	MB	MB/191	MB	
O-371 RSD	87 / 95	MB/190	MB	MB/191	MB	Apoio MB/190
O-371 RSL	92 / 94	MB/190	MB	MB/191	MB	
O-371 U	87 / 96	MB/190	MB	MB/191	MB	
O-371 U	92 / 95	MB/190	MB	MB/191	MB	Gás
O-371 UL	92 / 95	MB/190	MB	MB/191	MB	
O-371 UP	87 / 96	MB/190	MB	MB/191	MB	
O-373 / 374	92 /	MB/190	MB	MB/191	MB	
O-400 R	95 / 96	MB/190	MB	MB/191	MB	
O-400 RS	95 / 96	MB/190	MB	MB/191	MB	
O-400 RSD	94 /	MB/190	MB	MB/191	MB	Apoio MB/190
O-400 RSE	95 /	MB/190	MB	MB/191	MB	
O-400 RSL	95 / 97	MB/190	MB	MB/191	MB	
O-400 UP	95	MB/190	MB	MB/191	MB	
O-400 UPA	02 /	MB/190	MB	MB/191	MB	Articulado MB/191
O-400 UPA 6x2	98 / 00	MB/190	MB	MB/191	MB	3º eixo MB/191
O-404	91 /	PD/125	Meritor	PD/125	Meritor	
O-500	01 /	MB/190	MB	MB/191	MB	
O-500	00 /	PD/125	Meritor			
O-500 (ARTICULADO)	06 /	MB/190	MB	MB/191	MB	3º eixo MB/188, MB/191
O-500-U (Articulado)	06 /	PD/116-K	Knorr	PD/116-K	Knorr	3º eixo PD/116-K
O-550	00 /	PD/125	Meritor			
OF-1113	82 / 86	MB/183	MB	MB/183	MB	
OF-1114	87 / 90	MB/183	MB	MB/183	MB	
OF-1115	87 / 92	MB/183	MB	MB/183	MB	
OF-1214	83 / 93	MB/145	Volteo	MB/146	Volteo	
OF-1215	06-93 /	MB/146		MB/191		
OF-1218	08 /	MB/194	Knorr	MB/195	Knorr	
OF-1313	70 / 83	MB/180	MB	MB/180	MB	
OF-1313	83 / 87	MB/183	MB	MB/183	MB	
OF-1314	87 / 89	MB/183	MB	MB/183	MB	
OF-1315	88 / 93	MB/183	MB	MB/183	MB	
OF-1315 / 1318 / 1320	92 /	MB/184	MB	MB/185	MB	
OF-1318	87 / 98	MB/183	MB	MB/183	MB	
OF-1318	95 /	MB/184	MB	MB/185	MB	
OF-1417	98 /	MB/184	MB	MB/184 MB/185 MB/188	MB	
OF-1418	04 /	MB/184	MB	MB/185	MB	
OF-1618	92 / 96	MB/184	MB	MB/188	MB	
OF-1620	93 / 98	MB/184	MB	MB/188	MB	
OF-1621	97 /	MB/184	MB	MB/185	MB	
OF-1622		MB/183	MB	MB/184	MB	
OF-1721	98 /	MB/184	MB	MB/188	MB	
OF-1722	02 /	MB/184	MB	MB/188	MB	Eletrônico
OH-1115-L	00 /	PD/120	MB	AC/11 AC/11-RA	MB	
OH-1313	70 / 83	MB/180	MB	MB/180	MB	
OH-1313	83 / 87	MB/183	MB	MB/184	MB	
OH-1314	87 / 90	MB/183	MB	MB/184	MB	

MODEL / MODELO	YEAR - AÑO	FRONT DELANTERA	SYSTEM SISTEMA	BACK TRASERA	SYSTEM SISTEMA	OBS.
<b>MERCEDES-BENZ</b>						
OH-1315	87 / 95	MB/183	MB	MB/184	MB	
OH-1315 Gas	91 / 95	MB/183	MB	MB/184	MB	Freno a aire
OH-1315/ 1316/ 1320	/ 05-93	MB/146		MB/146		
OH-1315/ 1316/ 1320/ 1420	06-93 /	MB/146		MB/191		
OH-1316	64 / 83	MB/180	MB	MB/180 MB/181	MB	
OH-1316	83 / 86	MB/183	MB	MB/184	MB	
OH-1318	89 / 96	MB/183	MB	MB/184	MB	
OH-1417	03 /	MB/190	MB	MB/191	MB	
OH-1418	03 /	MB/190	MB	MB/191	MB	
OH-1419	79 / 82	MB/180	MB	MB/181	MB	
OH-1419	83 / 86	MB/183	MB	MB/184	MB	
OH-1419 / 1526	83 / 93	MB/183		MB/185		Freno volteo corto
OH-1420	87 / 90	MB/183	MB	MB/184	MB	
OH-1420	98 / 03	MB/184	MB	MB/184 MB/185	MB	
OH-1420	03 /	MB/184	MB	MB/188	MB	
OH-1420/ 1522/ 1526	/ 05-93	MB/146		MB/146		
OH-1421 L	99 / 03	MB/184	MB	MB/188	MB	
OH-1517	77 / 82	MB/180	MB	MB/181	MB	
OH-1517	83 / 86	MB/183	MB	MB/184	MB	
OH-1517	/ 92	MB/180	MB	MB/181	MB	
OH-1518	87 / 90	MB/183	MB	MB/184	MB	
OH-1518	07 /	MB/190	MB	MB/191	MB	
OH-1519	/ 92	MB/180		MB/181		
OH-1520	89 / 93	MB/183	MB	MB/184	MB	
OH-1520, L/ LK-1618	89 / 93	MB/183		MB/184		Freno a aire
OH-1621 L	97 /	MB/184	MB	MB/188	MB	
OH-1621 LE	97 / 01	MB/184	MB	MB/188	MB	
OH-1621-L Piso Bajo	97 /	AC/10 AC/10-RA		AC/11 AC/11-RA		
OH-1623 LG	00 /	MB/184	MB	MB/188	MB	
OH-1625 L	93 / 97	MB/184	MB	MB/188	MB	
OH-1625 L	96 / 97	MB/184		MB/188		
OH-1628	98 /	MB/184	MB	MB/188	MB	
OH-1630	94 /	MB/184	MB	MB/188	MB	
OH-1630 L	93 /	MB/184		MB/188		
OH-1635 L	95 /	MB/184	MB	MB/188	MB	
OH-1636 L	98 / 99	MB/184	MB	MB/188	MB	
OH-1636 L	02 /	MB/190	MB	MB/191	MB	
OH-1721	00 /	MB/184	MB	MB/188	MB	
OH-1721 L SB	97 /	AC/10 AC/10-RA		AC/11 AC/11-RA		
OH-2219	/ 92	MB/180		MB/181		
OM-321	70 / 82	MB/176	MB	MB/176	MB	
OM-326	64 / 78	MB/180	MB	MB/181	MB	
ÔNIBUS	Todos	MB/180 4524-B	MB Bendix	MB/180 4514-G	MB Bendix	
S-430	00 / 05	PD/1009		PD/1010		
SERIE O	06 / 07	PD/116		PD/116		
SETRA TOP CLASS 417	06 / 07	PD/116		PD/116		
SL-500	00 / 05	PD/1009				
SLK-230 2.3L	97 / 04	PD/1043		PD/1050		
SLK-32 AMG	01 /	PD/1043		PD/1050		
SLK-320	04 /	PD/1043		PD/1050		
SLK-320 2.3L	01 / 02	PD/1043		PD/1050		
SPRINTER 310 D	97 / 99	PD/111 PD/111-A	Perrot	MB/157 MB/157-CP		
SPRINTER 310 D	00 / 01	PD/111 PD/111-A	Perrot	PD/118	Bosch	Freio de mão MB/162-CP
SPRINTER 310 D	00 / 01	PD/417	Teves	PD/118	Bosch	Freio de mão MB/162-CP

MODEL / MODELO	YEAR - AÑO	FRONT DELANTERA	SYSTEM SISTEMA	BACK TRASERA	SYSTEM SISTEMA	OBS.
<b>MERCEDES-BENZ</b>						
SPRINTER 311 Cdi	02 /	PD/111 PD/111-A	Perrot	PD/341	Teves	
SPRINTER 311 Cdi	02 /	PD/417	Teves	PD/341	Teves	
SPRINTER 312 D	00 / 01	PD/111 PD/111-A	Perrot	PD/118	Bosch	Freio de mão MB/162-CP
SPRINTER 312 D	00 / 01	PD/417	Teves	PD/118	Bosch	Freio de mão MB/162-CP
SPRINTER 313 Cdi	02 /	PD/111 PD/111-A	Perrot	PD/341	Teves	
SPRINTER 313 Cdi	02 /	PD/417	Teves	PD/341	Teves	
SPRINTER 315	07 / 09	PD/662		PD/663		
SPRINTER 316	03 / 06	PD/111-A		PD/118		
SPRINTER 316	03 / 06	PD/111		PD/118		
SPRINTER 412 D	99 / 02	PD/111 PD/111-A	Perrot	PD/111 PD/111-A	Perrot	
SPRINTER 413 Cdi	02 /	PD/111 PD/111-A	Perrot	PD/111 PD/111-A	Perrot	
SPRINTER 415	07 / 09	PD/661		PD/664		
SPRINTER 416	03 / 06	PD/111 PD/111-A		PD/111 PD/111-A		
VIANO (Bus/van)	09-03 /	PD/1094-A		PD/1095-A		
VIANO 2.2 Cdi	99 /	PD/417	Teves	PD/425-A	Teves	
VIANO 2.3 D / 2.3 TD	95 /	PD/417	Teves	PD/425-A	Teves	
VITO (Bus/van)	09-03 /	PD/1094-A		PD/1095-A		
VITO 2.2 Cdi / 2.3 Cdi	99 /	PD/479	Bosch			
VITO 2.3 TD	98 /	PD/479	Bosch			

<b>MERCURY</b>						
GRAND MARQUIS	05 / 10	PD/348		PD/1018		
GRAND MARQUIS LONG WHEEL BASE	03 / 04	PD/348		PD/1018		
GRAND MARQUIS POLICE	05 / 06	PD/348		PD/1018		
MILAN 3.0L	08 / 09	PD/647		PD/646		
MONTEGO 3.0L	05 / 07	PD/1021		PD/768		
MARINER	05 / 07	PD/530		PD/804		
MARINER	08 / 09	PD/803		PD/804		
MARINER 4WD	05 / 09	PD/803		PD/804		
MOUNTAINEER	96 / 02	PD/332		PD/410		
MOUNTAINEER	02 / 03	PD/365		PD/736		
VILLAGER	93 / 02	PD/555				

<b>METALPI</b>						
METALPI	Todos					MB/183
METALPI	Todos					4515-G
METALPI	Todos					CA/32
3° EIXO	Todos			FI/117 MB/183 4515-C CA/32	Varga MB Master	
CARRETA	/ 84			SV/226		
CARRETA	84 /			CA/32	Master	

<b>MERITOR</b>						
HD CALIPER		PD/112				
ELSA/VGT195				PD/130		
2 x 60 / IVECO, RENAULT				PD/355		

<b>MINI</b>						
COOPER 1.6L	02 / 05	PD/1058				
COOPER 1.6L	06 / 06	PD/1058		PD/1059		
COOPER S	02 / 06	PD/1058		PD/1059		
COOPER S CONV	02 / 03	PD/1058				

MODEL / MODELO	YEAR - AÑO	FRONT DELANTERA	SYSTEM SISTEMA	BACK TRASERA	SYSTEM SISTEMA	OBS.
<b>MINUANO</b>						
CARRETA	Todos			SV/223		

<b>MITSUBISHI</b>						
3000 GT	91 /	PD/383	Akebono			
AIRTREK SPACE RUNNER	00 /	PD/631	Sumitomo			
COLT 1.3i GL	92 /	PD/452	Sumitomo			
COLT 1.3i Van / 1.6i Van / 1.8i Van	92 /	PD/452	Sumitomo			
COLT 1.5i / 1.6i 16V GL / GLX	90 / 95	PD/452	Sumitomo			
COLT 1.8 D GL / EL	/ 94	PD/452	Sumitomo			
COLT 1.8 GTi	88 / 96	PD/469	Sumitomo			
COLT 1.8 i GT 16V	/ 96	PD/469	Sumitomo			
DIAMANTE	97 / 04			PD/710		
ECLIPSE	00 /	PD/631	Sumitomo			
ECLIPSE 2.0	/ 95	PD/383	Sumitomo			
ECLIPSE 2.0	95 /	PD/469	Sumitomo			
ECLIPSE GT / CONV	07 / 09	PD/631				
ECLIPSE GT / CONV 3.0L	03 / 05	PD/631		PD/683		
ECLIPSE GT / CONV 3.8L	06 / 06	PD/631		PD/683		
ENDEAVOR 2.8L	04 / 09	PD/538	Sumitomo	PD/632	Sumitomo	
EVOLUTION 2.0L	06 / 06			PD/1060		
GALANT	00 /	PD/631	Sumitomo			
GALANT 2.4L	05 / 07	PD/631		PD/683		
GALANT 3.0L	03 / 04	PD/631		PD/683		
GALANT 3.8L	05 / 07	PD/631		PD/683		
GALANT 1.6 GL	90 / 92	PD/452	Sumitomo			
GALANT 1.8 D GLX / Turbo GL / GS	90 / 95	PD/469	Sumitomo			
GALANT 1.8i 16V	92 / 96	PD/469	Sumitomo			
GALANT 1.8i EL / GL / GLS / GLX / GLXi	91 / 96	PD/469	Sumitomo			
GALANT 2.0	97 / 00	PD/469	Sumitomo			
GALANT 2.0 TD GL / GLS	92 / 96	PD/469	Sumitomo			
GALANT 2.0 TDi	96 /	PD/469	Sumitomo			
GALANT 2.0 V6 24V GS	93 / 97	PD/469	Sumitomo			
GALANT 2.0i 16V / GTi	90 / 96	PD/469	Sumitomo			
GALANT 2.0i GL / GLS / GLX	90 / 95	PD/469	Sumitomo			
GALANT 2.5	93 /	PD/383	Akebono			
GALANT 2.5 i 24V	91 / 93	PD/383	Akebono			
GALANT 2.5 V6	96 /	PD/469	Sumitomo			
GALLOPER EXCEED	96 / 99	PD/377	Sumitomo			
GRANDIS 2.4L	08 / 09	PD/631		PD/683		
L-200	/ 96	PD/377	Sumitomo	MI/139-CP		
L-200 2.5D	86 / 94	PD/377	Sumitomo	MI/139-CP		Importado
L-200 2.5D	99 / 02	PD/377	Sumitomo	MI/139-CP		Brasileira
L-200 2.5D (exceto HPE e SPORT)	02 /	PD/383	Akebono			Brasileira
L-200 2.5D 4WD	93 / 97	PD/383	Akebono			Importado s/ABS
L-200 2.5D 4WD	97 / 00	PD/383	Akebono			Importado c/ABS
L-200 2.5D HPE	06-02 /	PD/500	Akebono	MI/198-CP		
L-200 2.5D SPORT	06-02 /	PD/500	Akebono	MI/198-CP		
L-200 TRITON	08 /	PD/771	Tokico			
L-300	89 /	PD/377	Akebono	MI/139-CP		
L-300	96 /			PD/450	Akebono	
L-300 1.6 / 2.5D Van	/ 94	PD/469	Sumitomo			
L-300 1.6 DX / 2.4 DX / 2.4i / 2.5D	/ 96	PD/377	Sumitomo	MI/139-CP		
L-300 2.5 COMBI	96 /			PD/450	Akebono	
L-300 2.5 FURGÃO	96 /			PD/450	Akebono	
L-400	96 /			PD/450	Akebono	
L-400 2.5 TDI COMBI	96 /			PD/450	Akebono	
L-400 2.5 TDI FURGÃO	96 /			PD/450	Akebono	
LANCER	04 /	PD/631	Sumitomo			
LANCER 1.2 GL	90 / 95	PD/452	Sumitomo			
LANCER 1.3i / 1.5 GLX / 1.8 GL / GLX	93 / 96	PD/452	Sumitomo			
LANCER 1.5i / 1.6 i / 1.8 D	90 / 96	PD/452	Sumitomo			
LANCER 1.6i 16V	94 / 96	PD/452	Sumitomo			

MODEL / MODELO	YEAR - AÑO	FRONT DELANTERA	SYSTEM SISTEMA	BACK TRASERA	SYSTEM SISTEMA	OBS.
<b>MITSUBISHI</b>						
LANCER 1.6i GL / GLX	92 / 96	PD/469	Sumitomo			
LANCER 1.8i	91 / 96	PD/452	Sumitomo			
LANCER 1.8i 16V	94 /	PD/452	Sumitomo			
LANCER 1.8i 16V GTi	91 / 96	PD/469	Sumitomo			
LANCER 2.0 D	92 /	PD/452	Sumitomo			
LANCER DE / ES 2.0L	04 / 07	PD/742				
LANCER GTS	08 / 09	PD/631		PD/632		
LANCER RALLIANT 2.4L	05 / 06	PD/631		PD/723		
LANCER RALLIART	05	PD/631	Sumitomo			
MONTERO	01 / 05	PD/538	Sumitomo	PD/632	Sumitomo	
MONTERO 3.8L	03 / 09	PD/538		PD/632		
MONTERO 1.8	01 /	PD/74	Sumitomo			
MONTERO 1.8 Gdi	98 /	PD/383	Akebono	PD/450	Akebono	
MONTERO 2.3 TD / 2.4 i GL / GLX	91 /	PD/383	Akebono	PD/450	Akebono	
MONTERO 2.3 TD / 2.5 TD EXE Wagon	/ 91	PD/377	Sumitomo			
MONTERO 2.4i GL	91 /			PD/450	Akebono	
MONTERO 2.4i GL / GLX	/ 91	PD/377	Sumitomo			
MONTERO 2.4i GLX	91 /			PD/450	Akebono	
MONTERO 2.5 24V TD GL	90 /			PD/450	Akebono	
MONTERO 2.5 24V TD GL / GLX	90 /	PD/383	Akebono	PD/450	Akebono	
MONTERO 2.5 24V TD GL / GLX	/ 90	PD/377	Sumitomo			
MONTERO 2.6 GL / GLX / GLS	/ 90	PD/377	Sumitomo			
MONTERO 2.8 TD	94 /	PD/383	Akebono	PD/450	Akebono	
MONTERO 3.0 V6	90 /			PD/450	Akebono	
MONTERO 3.0 V6	90 /	PD/383	Akebono	PD/450	Akebono	
MONTERO 3.0 V6	/ 90	PD/377	Sumitomo			
MONTERO 3.0 V6 24V	94 /	PD/383	Akebono	PD/450	Akebono	
MONTERO SPORT 2.5 TD	97 /	PD/383	Akebono	PD/616	Sumitomo	
MONTERO SPORT 3.0i V6	97 /	PD/383	Akebono	PD/616	Sumitomo	
MONTERO SPORT 3.5L	03 / 08	PD/383		PD/616		
OUTLANDER	03 /	PD/631	Sumitomo	PD/632	Sumitomo	
OUTLANDER	05- 03 /	PD/383	Akebono			
OUTLANDER	05 / 06	PD/383		PD/723		
OUTLANDER 2.4L	04 /	PD/631				
OUTLANDER 3.0L	07 / 09	PD/631		PD/632		
PAJERO DAKAR 3.2 4x4	09 /	PD/771	Tokico			
PAJERO 1.8	01 /	PD/74	Sumitomo			
PAJERO 2.5 TD	98 /	PD/383	Akebono			
PAJERO 2.5 TDI GL	91 / 98	PD/383	Akebono	PD/450	Akebono	
PAJERO 2.5 TDI GLS	91 / 98	PD/383	Akebono	PD/450	Akebono	
PAJERO 2.5 TDI GLX	91 / 98	PD/383	Akebono	PD/450	Akebono	
PAJERO 2.6	/ 94			PD/450	Akebono	
PAJERO 2.8 TDI	91 /	PD/383	Akebono	PD/450	Akebono	
PAJERO 3.0 V6	99 /	PD/383	Akebono			
PAJERO 3.0i V6 24V GL	91 / 99	PD/383	Akebono	PD/450	Akebono	
PAJERO 3.0i V6 24V GLS	91 / 99	PD/383	Akebono	PD/450	Akebono	
PAJERO 3.0i V6 24V GLX	91 / 99	PD/383	Akebono	PD/450	Akebono	
PAJERO 3.5	91 /	PD/383	Akebono			
PAJERO 3.5i V6 24V GL	94 /	PD/383	Akebono	PD/450	Akebono	
PAJERO 3.5i V6 24V GLS	94 /	PD/383	Akebono	PD/450	Akebono	
PAJERO 3.5i V6 24V GLX	94 /	PD/383	Akebono	PD/450	Akebono	
PAJERO FULL	02 /	PD/538	Akebono	PD/632	Sumitomo	
PAJERO FULL	09 /	PD/528	Sumitomo	PD/695	Sumitomo	
PAJERO SPORT 2.5 TD	04 /	PD/500	Akebono	PD/616	Sumitomo	
PAJERO SPORT 2.5 TD	97 / 04			PD/616	Sumitomo	
PAJERO SPORT 3.0i V6	97 / 04			PD/616	Sumitomo	
PAJERO SPORT 3.5	04 /	PD/500	Akebono	PD/616	Sumitomo	
PAJERO TR4	02 /	PD/74	Sumitomo			
SHOGUN 2.5 TD GLS, GLX	91 / 96	PD/383	Akebono			
SHOGUN 2.8	94 /	PD/383	Akebono	PD/450	Akebono	
SHOGUN 3.0i GLS	91 / 96	PD/383	Akebono	PD/450	Akebono	
SHOGUN 3.5	93 /	PD/383	Akebono	PD/450	Akebono	
SIGMA 2.5	92 / 96	PD/383	Akebono			

MODEL / MODELO	YEAR - AÑO	FRONT DELANTERA	SYSTEM SISTEMA	BACK TRASERA	SYSTEM SISTEMA	OBS.
<b>MITSUBISHI</b>						
SIGMA 3.0	91 / 96	PD/383	Akebono			
SIGMA 3.0	92 / 96	PD/383	Akebono	PD/450	Akebono	
SPACE GEAR 2.4 / 2.5	94 /	PD/383	Akebono	PD/450	Akebono	
SPACE RUNNER 1.8	91 / 96	PD/469	Sumitomo			
SPACE RUNNER 2.0	91 / 96	PD/469	Sumitomo			
SPACE STAR 1.6L	03 / 04	PD/1053		PD/1060		
SPACE WAGON 1.8	91 / 96	PD/469	Sumitomo			
SPACE WAGON 1.8 TD GLX	91 / 96	PD/469	Sumitomo			
SPACE WAGON 2.0	91 /	PD/469	Sumitomo			
SPACE WAGON 2.0 TD	91 /	PD/469	Sumitomo			
SPACE WAGON 2.4	91 /	PD/469	Sumitomo			

<b>MITSUBISHI FUSO</b>						
FE	96 / 04			PD/617		
FE120	05 /	PD/185		PD/185		
FE140	06 / 07	PD/185		PD/185		
FE145	05 / 09	PD/185		PD/185		
FE145CC	05 / 09	PD/185		PD/185		
FE180	05 / 09	PD/185		PD/185		
FE-CA	01	PD/617		PD/617		
FE-HD	96 / 02			PD/617		
FE-HD	03 / 04	PD/617		PD/617		
FE-SP	96 / 04	PD/617		PD/617		

<b>MONTENEGRO</b>						
CARRETA				AC/30		

<b>NISSAN</b>						
100 NX 1.6i 16V GTI	91 /	PD/532 PD/393	Sumitomo			
100 NX 1.8i	91 /	PD/532 PD/660	Sumitomo			
100 NX 1.8i / 2.0i 16V GT / Coupé	91 /	PD/393	Sumitomo			
100 NX 2.0i 16V GT	91 /	PD/532 PD/660	Sumitomo			
100 NX Coupé	91 /	PD/532 PD/660	Sumitomo			
100 SX 1.6	91 /	PD/532 PD/660	Sumitomo			
100 SX 1.6/ 1.8/ 2.0 i 16V Coupe	91 /	PD/393	Sumitomo			
100 SX 1.8	91 /	PD/532 PD/660	Sumitomo			
100 SX 2.0 i 16V Coupe	91 /	PD/532 PD/660	Sumitomo			
200 SX 1.8 i 16V Turbo	91 / 96	PD/453	Akebono			
200 SX 3.0 i V6	87 /	PD/428	Akebono			
240 SX	/ 96	PD/453	Akebono			
240 SX	97 / 99	PD/453				
240 SX	97 / 98	PD/453	Sumitomo			
300 SX 3.0 V6 / Turbo	84 /	PD/428	Akebono			
350 Z	03 / 05	PD/728		PD/585		
350 Z	06 /			PD/585		
350Z	06 / 07	PD/1014		PD/585		
350Z 3.5L	03 / 05	PD/550		PD/585		
370Z TOURING / NISMO 3.7L	09 / 10			PD/585		
ALMERA 1.8L	01 / 05	PD/595		PD/596		
ALTIMA	98 / 01	PD/550		PD/692	Sumitomo	
ALTIMA	01 /	PD/728		PD/585		
ALTIMA	05 / 06	PD/638		PD/585		
ALTIMA	96 / 01	PD/700		PD/692		
ALTIMA	02 / 05	PD/728		PD/585		
ALTIMA	07 / 08	PD/700		PD/1025		
ALTIMA 2.4L	96 / 01	PD/550				

MODEL / MODELO	YEAR - AÑO	FRONT DELANTERA	SYSTEM SISTEMA	BACK TRASERA	SYSTEM SISTEMA	OBS.
<b>NISSAN</b>						
ALTIMA SE-R	05 / 06	PD/638		PD/585		
ALTIMA SE-R	07 / 08	PD/700		PD/1025		
APRIO	07 / 09	PD/338			Sin sensor eléctrico	
ARMADA 5.6L	04 / 06	PD/1019		PD/802		
BLUEBIRD		PD/453	Akebono			
BLUEBIRD 2.0 i SLX / SW / TD	88 /	PD/428	Akebono			
BLUEBIRD 2.4 i SLX - SW	93 /	PD/428	Akebono			
CABSTAR 3.5 TON 3.8L	08 / 10	PD/188-A				
DATSUN	71 / 84	PD/587				
EBRO 2.8 F250-275	82 /	PD/108	Bendix			
EBRO 3.0 F350	90 / 98	PD/108	Bendix			
FRONTIER 2.4L	06 / 08	PD/811		PD/1072		
FRONTIER 2.4L / 3.3L	01 / 04	PD/427				
FRONTIER 4.0L	08 / 10	PD/811		PD/1072		
FRONTIER 2.8 TDI (Brasileira)	02 /	PD/427	Akebono	NI/174-CP		Freio traseiro Ø295x50mm
FRONTIER 2WD	98 / 04	PD/534		NI/174-CP		Freio traseiro Ø295x50mm
FRONTIER 2WD	98 / 04	PD/427	Akebono	NI/174-CP		Freio traseiro Ø295x50mm
FRONTIER 2WD	03 / 04	PD/534				
FRONTIER 4WD	98 / 04	PD/534		NI/174-CP		Freio traseiro Ø295x50mm
FRONTIER 4WD	98 / 04	PD/427	Akebono	NI/174-CP		Freio traseiro Ø295x50mm
FRONTIER 4WD	03 / 04	PD/534				
FRONTIER SEL	08 /	PD/811	Tokico			
HIKARI	88 / 92	PD/544				
HIKARI 1.6 L	88 / 92	PD/75	Sumitomo			
ICHI VAN 1.8L / 2.4L	87 / 94	PD/136				
L 35 3.0/ 4.0	82 /	PD/108	Bendix			
LUCINO 2.0L	96 / 00					
LUCINO GSE 1.6L	95 / 00	PD/1005				
MAXIMA	89 / 90	PD/550				
MAXIMA	95 / 01			PD/692	Sumitomo	
MAXIMA	97 /			PD/401	Akebono	
MAXIMA	00 / 03	PD/728				
MAXIMA	04 / 07	PD/638		PD/585		
MAXIMA 3.0L	91 / 93	PD/700				
MAXIMA 3.0L	95 / 99	PD/700		PD/692		
MAXIMA 3.5L	00 / 03	PD/727		PD/692		
MAXIMA 3.5L	04 / 08	PD/638		PD/585		
MAXIMA 3.5L	09 /			PD/1025		
MAXIMA USA 3.0L	85 / 90			PD/684		
MURANO	03 /	PD/638		PD/585		
MURANO 3.5L	04 / 09	PD/638		PD/585		
NAVARA	05 /	PD/811	Tokico			
NP 300 2.4L	09 / 10	PD/427				
NP 300 DTI 2.5L	09 / 10	PD/427				
NX-1600	90 / 94	PD/532 PD/660	Sumitomo			
NX-1600 / 2000 XE / SE	90 / 94	PD/393	Sumitomo			
NX-2000 XE / SE	90 / 94	PD/532 PD/660	Sumitomo			
PATHFINDER	96 / 01	PD/561		NI/174-CP		Freio traseiro Ø295x50mm
PATHFINDER	01 / 04	PD/562		NI/174-CP		Freio traseiro Ø295x50mm
PATHFINDER	90 / 97	PD/428	Akebono			
PATHFINDER	98 / 04	PD/561				
PATHFINDER	08 / 10	PD/811		PD/1071		
PATHFINDER 3.3L	95 / 97	PD/427				



MODEL / MODELO	YEAR - AÑO	FRONT DELANTERA	SYSTEM SISTEMA	BACK TRASERA	SYSTEM SISTEMA	OBS.
<b>NISSAN</b>						
PATHFINDER 3.5L	02 / 04	PD/561				
PATHFINDER 4.0L	05 / 07	PD/811		PD/1071		
PATHFINDER 2.4 / 2.7D / 3.6 V6	92 /	PD/427	Akebono			
PATHFINDER 3.0 i V6 FULL	93 /	PD/427	Akebono	PD/440	Sumitomo	
PATHFINDER ARMADA 5.6L	04 / 08	PD/1019		PD/802		
PATHFINDER	05 /	PD/811	Tokico			
PICK UP 720	89 / 93	PD/136				
PICK UP 720 1.8L	78 / 88	PD/587				
PICK UP D21	95 / 97	PD/428				
PICK UP D21	98 / 08	PD/427				
PICK UP D21 2.4L	94 /	PD/428				
PICK UP D21 USA V6	86 / 96	PD/427				
PICK-UP 720	90 / 94	PD/428	Akebono			
PICK-UP KING CAB 2.0 / 2.4i DX / STD	/ 93	PD/428	Akebono			
PICK-UP KING CAB 2.5 D DX / STD	/ 93	PD/428	Akebono			
PLATINA	02 / 09	PD/338-A				
PLATINA	02 / 09	PD/338				
PRIMERA 1.6i 16V	90 /	PD/453	Akebono			
PRIMERA 1.6i Van / 2.0D Van / 2.0i Van	92 /	PD/453	Akebono			
PRIMERA 2.0 D LX / SLX / SE	90 / 95	PD/453	Akebono			
PRIMERA 2.0i 16V GS / LS / LX / SGX	90 / 95	PD/453	Akebono			
PRIMERA 2.0i 16V GT	90 /	PD/453	Akebono			
QUEST	03	PD/536				
QUEST	04 /	PD/562		PD/585		
QUEST	04 / 09	PD/561		PD/585		
QUEST 3.0L / 3.3L	97 / 03	PD/555				
ROGUE 2.5L	08 / 09			PD/1025		
SAKURA	82 / 84	PD/587				
SAMURAI	81 / 84	PD/587				
SAMURAY 1.5 / 1.6 L Turbo	85 / 87	PD/75	Sumitomo			
SENTRA	00 / 01	PD/550		PD/692	Sumitomo	
SENTRA	01 / 06	PD/453	Sumitomo			
SENTRA	07 /	PD/728				
SENTRA	01 /	PD/453		PD/692		
SENTRA 1.6L	92 / 92	PD/532 PD/660				
SENTRA 2.5L	02 / 06	PD/700		PD/741		
SENTRA 1.4	91 / 96	PD/532 PD/660	Sumitomo			
SENTRA 1.4 / 1.6 16V	91 / 96	PD/393	Sumitomo			
SENTRA 1.6 16V	91 / 96	PD/532 PD/660	Sumitomo			
SENTRA 2.0	86 / 90	PD/75	Sumitomo			
SENTRA CUSTOM / EMOTION 2.0L	07 / 09	PD/727				
SENTRA GSS 2.0L	96 / 00			PD/564		
SENTRA GST	96 / 00	PD/1005				
SENTRA GSX	96 / 00	PD/1005		PD/564		
SENTRA PREMIUM / LUXURY	07 / 09	PD/727				
SENTRA SE / XE 1.8L	01 / 06	PD/453				
SENTRA SE 2.0L	01 /	PD/453		PD/692		
SENTRA SE-R	07 / 09			PD/1025	Caliper Brembo	
SENTRA SE-R 2.5L	02 / 06			PD/741	Caliper Brembo	
SENTRA 1.8L	04 / 06	PD/453	Sumitomo			
SERENA 1.6 / 2.0 Di 16V L / LX / SLX	92 /	PD/446	Girling			
SERENA 2.3 L / SGX / SLX	94 /	PD/446	Girling			
SUNNY 1.3 / 1.4 / 1.5	86 / 90	PD/75	Sumitomo			
TERRANO 2.7 TD	87 /	PD/427	Akebono			
TERRANO 3.0 V6	88 /	PD/427	Akebono			
TERRANO D-22 4x4		PD/534				
TERRANO II 2.4 / 2.7 TDI	96 /	PD/446	Girling			
TERRANO II 2.4i / 2.7 TD / Pick-up	96 /	PD/427	Akebono			
TERRANO II 2.4i / 2.7 Turbo ST	93 /	PD/446	Girling			

MODEL / MODELO	YEAR - AÑO	FRONT DELANTERA	SYSTEM SISTEMA	BACK TRASERA	SYSTEM SISTEMA	OBS.
<b>NISSAN</b>						
TIDA	06 /	PD/672				
TIIDA HATCHBACK 1.8L	07 / 09	PD/672				
TIIDA SEDAN	08 / 09	PD/672				
TITAN	08 / 10			PD/802		
TITAN 5.6L	04 / 07	PD/1019		PD/802		
TRADE 3.0	97 /	PD/108	Bendix			
TSUBAME 1.6L	93 / 04	PD/532 PD/660				
TSURU GS	92 / 09	PD/532 PD/660				
TSURU GSR	93 / 96	PD/1036		PD/1037		
TSURU I 1.5 L	84 / 87	PD/75	Sumitomo			
TSURU I / II 1.6 L	87 / 91	PD/75	Sumitomo			
TSURU TSURU I	84 / 87	PD/544				
TSURU TSURU II	88 / 92	PD/75				
UD - 1400	94	PD/656				
UD - 1200	94 / 05	PD/1006		PD/1006		
UD - 1300	05 / 07	PD/1006				
UD - 1400	94 / 08	PD/1006				
URVAN	02 / 08	PD/597				
URVAN 2.4L	00 / 01	PD/427				
VANETTE	90 / 94	PD/428	Akebono			
VANETTE CARGO 1.6 i/ 2.3 D Furgon	95 /	PD/446	Girling			
VANETTE FURGON	95 /	PD/428	Akebono			
XTERRA	00 / 02	PD/536		NI/174-CP		Freio traseiro Ø295x50mm
XTERRA	03 / 04	PD/534		NI/174-CP		Freio traseiro Ø295x50mm
X-TERRA	06 / 08	PD/811		PD/1072		
X-TERRA 2.4L / 3.3L	00 / 04	PD/536				
X-TERRA 4.0L	05 / 06	PD/811		PD/1071		
XTERRA - 4x2	02 / 03	PD/427	Akebono	NI/174-CP		Freio traseiro Ø295x50mm
XTERRA	05 /	PD/811	Tokico			
X-TRAIL	01 / 04	PD/561				
X-TRAIL 2.5L	02 / 09	PD/561		PD/585		

<b>NOMA</b>						
3° EIXO	/ 78			4195-B		
3° EIXO	79 /			4514-F 4514-G	Bendix	
CARRETA	Todos			CA/32	Master	

<b>OLDSMOBILE</b>						
ACHIEVA	96 / 98	PD/508				
ALERO	99 / 01	PD/714				
ALERO	02 / 04	PD/772				
CUTLASS	97 / 99	PD/714				

<b>OPEL - TODO TERRENO (4WD)</b>						
FRONTERA 2.0 GL Sport/ GLS Sport	96 / 98	PD/445	Sumitomo			
FRONTERA 2.0 I Sport	94 / 98	PD/445	Sumitomo			
FRONTERA 2.2	95 / 98	PD/445	Sumitomo			
FRONTERA 2.3 D / Wagon / TD / DTR 4x4	94 / 98	PD/445	Sumitomo			
FRONTERA 2.4 I / 2.8 TDI	94 / 98	PD/445	Sumitomo			
FRONTERA 2.5 D / 2.8 D	96 / 98	PD/445	Sumitomo			
MONTERREY 3.1 TD LS/ RS/ LTD	/ 98	PD/445	Sumitomo			
MONTERREY 3.2 I V6 24V LTD/ RS	/ 98	PD/445	Sumitomo			

<b>OPTARE</b>						
SOLO	02 /	PD/124	Wabco	PD/124	Wabco	

MODEL / MODELO	YEAR - AÑO	FRONT DELANTERA	SYSTEM SISTEMA	BACK TRASERA	SYSTEM SISTEMA	OBS.
<b>OTTO-DEUTZ (Demisa )</b>						
DM-65				TR/312		
DM-90				TR/312		

<b>PASTRE</b>						
3º EIXO	83 /			4514-F 4515-G 4515-C 4515-G	Bendix - - -	
CARRETA	83 /			CA/32	Master	

<b>PRATTI - FRUEHAUF</b>						
PRATTI - FRUEHAUF				MB/142		
PRATTI - FRUEHAUF				AC/30		

<b>PEUGEOT</b>						
106	97 /	PD/322-A	Bendix			
106	97 /	PD/363-A	Girling			
106	97 /	PD/364-A	Teves			
306	95 /	PD/322-A	Bendix	FI/91-S/F		
404	62 / 66	8032-RA		8045		
404	67 / 81	PD/313	Girling	8020		
504	67 / 81	PD/313	Girling	8020		
504	82 / 93	PD/312-A	Bendix	8020		
504	82 / 93	PD/311-A	Girling	8020		
505	82 / 93	PD/312-A	Bendix	8020		
505	82 / 93	PD/311-A	Girling	8020		
806	96 /	PD/448-A	Bendix			
106 1.0i	91 /	PD/522-E	Bendix	PG/206-CP	Bendix	Freio traseiro Ø 164 x 32 mm
106 1.1i	91 /	PD/522-E	Bendix	PG/206-CP	Bendix	Freio traseiro Ø 164 x 32 mm
106 1.3	94 /	PD/522-E	Bendix	PG/206-CP	Bendix	Freio traseiro Ø 164 x 32 mm
106 1.3i RALLYE	91 / 96	PD/522-E	Bendix	PG/206-CP	Bendix	Freio traseiro Ø 164 x 32 mm
106 1.4	95 /	PD/364-A	Teves	PG/206-CP	Bendix	Freio traseiro Ø 164 x 32 mm
106 1.4 D	91 / 96	PD/522-E	Bendix	PG/206-CP	Bendix	Freio traseiro Ø 164 x 32 mm
106 1.4i	91 /	PD/522-E	Bendix	PG/206-CP	Bendix	Freio traseiro Ø 164 x 32 mm
106 1.5 D	91 /	PD/522-E	Bendix	PG/206-CP	Bendix	Freio traseiro Ø 164 x 32 mm
106 1.6 16V	96 /	PD/364-A	Teves	PD/465	Bendix	
106 1.6i	91 / 96	PD/522-E	Bendix	PD/465	Bendix	
205 1.0	83 / 94			PG/204-CPA	Girling	Freio traseiro Ø180x32mm
205 1.1	83 / 94			PG/204-CPA	Girling	Freio traseiro Ø180x32mm
205 1.3	83 / 94			PG/204-CPA	Girling	Freio traseiro Ø180x32mm
205 1.4	83 / 94			PG/204-CPA	Girling	Freio traseiro Ø180x32mm
205 JUNIOR 1.4 3P	94 /			PG-203-CP	Bendix	Freio traseiro Ø180x32mm
205 1.9 CTi / GTi	93 /	PD/322-A	Bendix	PD/465	Bendix	
205 1.9 CTi / GTi	93 /	PD/363-A	Girling	PD/465	Bendix	
205 1.9 CTi CABRIOLET	91 / 98			PD/465	Bendix	
205 1.9 GTi	91 / 98			PD/465	Bendix	
205 1.9 RALLYE	91 / 98			PD/465	Bendix	
205 GL / Gti / Cti	93 /	PD/305-A	Girling	8017-S/F		
205 GL / Gti / Cti	93 /	PD/305-A	Girling	FI/90		
205 GL / Gti / Cti	93 /	PD/338 PD/338-A	Girling	8017-S/F		

MODEL / MODELO	YEAR - AÑO	FRONT DELANTERA	SYSTEM SISTEMA	BACK TRASERA	SYSTEM SISTEMA	OBS.
<b>PEUGEOT</b>						
205 GL / Gti / Cti	93 /	PD/338 PD/338-A	Girlinging	FI/90		
205 GL/ GTi	93 /	PD/363-A	Girlinging			
205 XS / XSi / JUNIOR	93 /	PD/322-A	Bendix			
206 1.4L	00 / 02	PD/412				
206 1.0	01 / 08	PD/435	Bosch	PG/202-CP	Bosch	
206 1.0	99 / 01	PD/412	Bendix	PG/202-CP	Bosch	
206 1.4	05 / 08	PD/435	Bosch	PG/202-CP	Bosch	
206 1.4 XR / XR Pack / XS	99 /	PD/412	Bendix			
206 1.6	01 / 08	PD/435	Bosch	PG/202-CP	Bosch	
206 1.6	99 / 01	PD/412	Bendix	PG/202-CP	Bosch	
206 1.6 16V	07-02 /	PD/507	Bosch	PG/202-CP	Bosch	
206 1.6 16V CC	99 /	PD/507	Bosch	PD/465	Bendix	
206 1.6 16V RALLYE	01 /	PD/507	Bosch	PD/465	Bendix	
206 1.6 XR / XR Pack / XS	99 /	PD/412	Bendix			
206 1.9 XRD / XRD Pack	99 /	PD/412	Bendix			
206 2.0 16V CC	07-02 /	PD/507	Bosch	PD/465	Bendix	
206 2.0 16V S16	00 /	PD/507	Bosch	PD/465	Bendix	
206 2.0 GTI	99 /	PD/507	Bosch	PD/465	Bendix	
206 2.0 HDI	07-02 /	PD/507	Bosch	PD/465	Bendix	
206 CC / XS 1.6L	01 / 08	PD/505		PD/465		
206 X / XT	05 / 08	PD/435		PD/465		
206 XT	03 / 07	PD/505		PD/465		
206 XT	03 / 08	PD/435		PD/465		
207 HB	08 /	PD/435	Bosch			
207 SW	08 /	PD/435	Bosch			
207 PASSION	08 /	PD/435	Bosch			
207 ESCAPADE	08 /	PD/435	Bosch			
306 1.4	97 /	PD/412	Bendix	FI/91-S/F		
306 1.4	95 /	PD/364-A	Teves			
306 1.6	93 /			PG/204-CPA	Girlinging	Freio traseiro Ø180x32mm
306 1.6 / 1.8 / 2.0	98 /	PD/411 PD/411-E	Girlinging	PD/362	Girlinging	
306 1.6 / 1.8 / 2.0	98 /	PD/411 PD/411-E	Girlinging	PD/465	Bendix	
306 1.6 XS / XR / ST / XT	95 /	PD/364-A	Teves			
306 1.8	98 /	PD/364-A PD/411-E	Teves Girlinging	PG/204-CPA	Girlinging	Freio traseiro Ø180x32mm
306 1.8 CABRIOLET	94 /			PD/465	Bendix	
306 1.8 XR / XT	95 /	PD/364-A	Teves			
306 1.9 XLD / XND / XRD	95 /	PD/364-A	Teves			
306 2.0	98 /	PD/364-A PD/411-E	Teves Girlinging	PG/204-CPA	Girlinging	Freio traseiro Ø180x32mm
306 2.0 16V GTi / XSi	95 /	PD/391-A	Girlinging	PD/465	Bendix	
306 2.0 CABRIOLET	94 /			PD/465	Bendix	
306 2.0 ST	95 /	PD/391-A	Girlinging	PD/465	Bendix	
306 2.0 ST	95 /	PD/405-E	Bendix	PD/465	Bendix	
306 2.0 Xsi Coupé	95 /	PD/391-A	Girlinging	PD/465	Bendix	
306 2.0 Xsi Coupé	95 /	PD/405-E	Bendix	PD/465	Bendix	
306 2.0i 16V GTI	95 /	PD/405-E	Girlinging	PD/465	Bendix	
306 2.0i 16V XSi	95 /	PD/405-E	Girlinging	PD/465	Bendix	
306 BREAK	98 /	PD/364-A PD/411-E	Teves Girlinging	PD/465	Bendix	
306 TRANS AUT 2.0L	98 / 02	PD/364-A		PD/465		
306 TRANS MAN 1.8L	97 / 02			PD/465		
307 1.4	03-02 /	PD/505	Bosch	PD/362	Girlinging	sem ESP
307 1.4 16V	02-04 /	PD/505	Bosch	PD/362	Girlinging	sem ESP
307 1.6	08-00 /	PD/505	Bosch	PD/362	Girlinging	sem ESP
307 1.6 HDI	02-04 /	PD/505	Bosch	PD/362	Girlinging	sem ESP
307 1.6i 16V	02 /	PD/346	Bosch	PD/362	Girlinging	
307 2.0 HDI	08-00 /	PD/505	Bosch	PD/362	Girlinging	sem ESP
307 2.0 HDI	02 /	PD/346	Bosch	PD/362	Girlinging	
307 2.0i 16V	02 /	PD/346	Bosch	PD/362	Girlinging	
307 SW	03 / 08	PD/346		PD/59		
307 XR / XS / XT 2.0L	03 / 08	PD/505		PD/59		
404 Rural	63 /	8032-RA		8045		
405 GL 1.6	93 / 00	PD/322-A	Bendix	PG/207-CPA	Bendix	Freio traseiro Ø228,6x42,0mm

MODEL / MODELO	YEAR - AÑO	FRONT DELANTERA	SYSTEM SISTEMA	BACK TRASERA	SYSTEM SISTEMA	OBS.
<b>PEUGEOT</b>						
405 GL 1.8	93 / 00	PD/322-A	Bendix	PG/207-CPA	Bendix	Freio traseiro Ø228,6x42,0mm
405 GL 2.0	93 / 00	PD/322-A	Bendix	PG/207-CPA	Bendix	Freio traseiro Ø228,6x42,0mm
405 GL	92 /	PD/322-A	Bendix	PD/362	Girling	
405 GL	92 /	PD/322-A	Bendix	8124-S		
405 GL	92 /		Girling	8124-S		
405 GLi / SRi / STi / Mi 16V / T 16	92 /	PD/326-A	Girling	PD/362	Girling	
405 SRi	92 /	PD/326-A	Girling	PD/362	Girling	
405 STi	92 /	PD/326-A	Girling	PD/362	Girling	
405 TRANS MAN / TRANS AUT 2.0L	97 / 99	PD/326-A		PD/362		
406 2.0L / 3.0L	00 / 03	PD/405-E		PD/425-A		
406 3.0L	01 / 05			PD/425-A		
406 1.8i 16V SR / ST / Break	95 /	PD/414-E	Girling	PD/425-A	Teves	
406 1.9 D	95 /	PD/414-E	Girling	PD/425-A	Teves	
406 2.0	98 /	PD/414-E	Girling	PD/425-A	Teves	Rodado 14"
406 2.0 16V	95 /	PD/405-E	Girling			Aro 15"
406 2.0 16V ST/ SV/ 2.1 TD	99 /	PD/405-E	Bendix	PD/425-A	Teves	
504 SR / SRD / Pick-Up	92 /	PD/47-RA-P	Teves	8020		
504	93 / 00	PD/312-A	Bendix	PG-/205-CPA		Freio traseiro Ø255,0x61,0mm
505	93	PD/312-A	Bendix	PG-/205-CPA		Freio traseiro Ø255,0x61,0mm
505 GRD / Pick-up / Rural	82 / 93	PD/311-A	Girling	8032-RA		
505 I / TD	93 /	PD/361-A	Teves	PD/468-A	Girling	
505 SR / SRD / Pick-Up		PD/47-RA-P	Teves	8020		
604 2.5 / 2.7 / 2.7i / 2.8i	89 /	PD/361-A	Teves	PD/468-A	Girling	
605 2.0i / 2.1	92 /	PD/454-E	Bendix	PD/425-A	Teves	
607 2.9L / 3.0L	02 / 07			PD/425-A		
BOXER 1.9 D	00 / 02	PD/369-B	Girling	FI/170-CPA	Girling	Aro 15"
BOXER 1.9 D	94 / 99	PD/358 PD/358-A	Girling	FI/170-CPA	Girling	Aro 15"
BOXER 2.5 TD SERIE 1400	00 / 02	PD/369-B	Girling	FI/170-CPA	Girling	Aro 15"
BOXER 2.5 TD SERIE 1400	94 / 99	PD/358 PD/358-A	Girling	FI/170-CPA	Girling	Aro 15"
BOXER 2.5 TD SERIE 1800	00 / 02	PD/438-B	Girling	FI/199-CPA	Girling	Aro 16"
BOXER 2.5 TD SERIE 1800	94 / 99	PD/422 PD/422-A	Girling	FI/199-CPA	Girling	Aro 16"
BOXER SERIE 290	04-02 / 04	PD/498-A	Bosch	PD/501	Bosch	Freio de mão FI/196-CP
BOXER SERIE 290	05 /	PD/498-A	Bosch	PD/501	Bosch	Freio de mão FI/322-CP
BOXER SERIE 330	04-02 / 04	PD/498-A	Bosch	PD/501	Bosch	Freio de mão FI/196-CP
BOXER SERIE 330	05 /	PD/498-A	Bosch	PD/501	Bosch	Freio de mão FI/322-CP
BOXER SERIE 350 - 2.2 Hdi	02 / 04	PD/652-B	Bosch	PD/501	Bosch	Freio de mão FI/196-CP
BOXER SERIE 350 - 2.2 Hdi	05 /	PD/652-B	Bosch	PD/501	Bosch	Freio de mão FI/322-CP
BOXER SERIE 350 - 2.8 Hdi	02 / 04	PD/652-B	Bosch	PD/501	Bosch	Freio de mão FI/196-CP
BOXER SERIE 350 - 2.8 Hdi	05 /	PD/652-B	Bosch	PD/501	Bosch	Freio de mão FI/322-CP
BOXER SERIE 350 - 2.8 Hdi 4x4	02 / 04	PD/652-B	Bosch	PD/501	Bosch	Freio de mão FI/196-CP
BOXER SERIE 350 - 2.8 Hdi 4x4	05 /	PD/652-B	Bosch	PD/501	Bosch	Freio de mão FI/322-CP
EXPERT 1.9 D	99 /	PD/448-A	Bendix			
GRANDRAID 1.6L / 1.6L HDI	07 / 09	PD/411-E				
MANAGER 3.0L	09 / 10			PD/505		
PARTNER 1.6L / 1.6L HDI	04 / 09	PD/411-E				

MODEL / MODELO	YEAR - AÑO	FRONT DELANTERA	SYSTEM SISTEMA	BACK TRASERA	SYSTEM SISTEMA	OBS.
<b>PEUGEOT</b>						
PARTNER 1.8	99 /	PD/411-E	Girling	PE/172-CPA	Girling	
PATNER	98 /	PD/411 PD/411-E	Girling			
PICK-UP 504 T4-B	90 /	PD/312-A	Bendix	8020		
PICK-UP 504 T5-B	90 /	PD/312-A	Bendix	8020		
PICK-UP T4B / T5B	90 /	PD/312-A	Bendix	PG/201		
PICK-UP T4B / TS	68 / 80	8032-RA		8033-RA		

<b>PETERBILT</b>						
220	08	PD/144		PD/144		

<b>PONTIAC</b>						
AZTEK	01 / 05	PD/732		PD/677		
BONNEVILLE 3.8L	94 / 99	PD/697				
FIREBIRD	94 / 97	PD/697				
FIREBIRD	94 / 97	PD/697				
FIREBIRD	98 / 01	PD/713				
FIREBIRDTRANS AM	94 / 98	PD/609				
G2 (MATIZ)	05 / 09	PD/598				
G3	08 / 09	PD/818				
G4 GT 2.2L / 2.4L	05 / 07	PD/593		PD/766		
G4 LS 2.2L	05 / 07	PD/756				
G5 GT	08 / 09	PD/815		PD/766		
G5 GT 2.4L	07 / 07	PD/593		PD/766		
G5 LS 2.2L	07 / 09	PD/756				
G6 GT	05 / 07	PD/801		PD/766		
G6 GT / GTP / GXP 3.6L	07 / 09	PD/815		PD/766		
G6 SE 3.5L	05 / 07	PD/593		PD/766		
GRAND AM	02 / 05	PD/772				
GRAND AM	96 / 98	PD/508				
GRAND AM	99 / 01	PD/714				
GRAND AM	99 / 04	PD/567		PD/677		
GRAND AM 3.4L	99 /	PD/567				
GRANDPRIX	97 / 01	PD/564		PD/677		
GRANDPRIX	04	PD/799		PD/798		
GTO	04 /	PD/436		PD/437		
MONTANA 3.5L / 3.9L	05 / 09	PD/769		PD/810		
SOLSTICE 2.2L / 2.4L	06 / 08	PD/593		PD/1061		
SUNFIRE 2.2L / 2.4L	97 / 04	PD/506				
SURFIRE	96 / 05	PD/508				
TORRENT	06 /	PD/577				
TORRENT	07 / 09	PD/711		PD/715		

<b>PORSCHE</b>						
CAYENNE	03 / 05	PD/1064				
CAYENNE	08 / 09	PD/1064				

<b>PROTON</b>						
313 1.3	95 /	PD/452	Sumitomo			
315 1.5	95 /	PD/452	Sumitomo			
413 1.6	96 /	PD/452	Sumitomo			
415 1.5	93 /	PD/452	Sumitomo			
416 1.6	93 / 96	PD/452	Sumitomo			
PERSONA 1.5 i / 1.6i	93 /	PD/452	Sumitomo			
PERSONA COMPACT 1.3 / 1.5 / 1.6	95 /	PD/452	Sumitomo			
SAGA 1.3 i / 1.5 i	92 /	PD/452	Sumitomo			

<b>PUMA</b>						
914	89 /	PD/102	Varga	FD/72	Bendix	
CAMINHÃO 4 T	79 / 87	2026-AT		FD/72	Bendix	
GTB	73 / 76	PD/7	Varga	855	Varga	
GTB	77 / 79	PD/8	Varga	855	Varga	
GTB S2	79 / 84	PD/8	Varga	855	Varga	

MODEL / MODELO	YEAR - AÑO	FRONT DELANTERA	SYSTEM SISTEMA	BACK TRASERA	SYSTEM SISTEMA	OBS.
<b>PUMA</b>						
GTB S3	79 / 84	PD/8	Varga	855	Varga	
GTC	81 / 84	PD/5	Teves	VW/272	VW	
GTE	69 / 80	PD/5	Teves	VW/272	VW	
GTI	81 / 84	PD/5	Teves	VW/272	VW	
GTS	70 / 80	PD/5	Teves	VW/272	VW	
P018	81 / 84	PD/5	Teves	VW/272	VW	

<b>RANDON</b>						
3° EIXO	58 / 70			4195-A		
3° EIXO	71 / 87			4195-B		
3° EIXO	87 /			4514-G	Master	
3° EIXO	99 /			4707 FD/88	Master	
CARRETA	63 / 87			SV/223 SV/226		
CARRETA	87 / 97			CA/32	Master	
CARRETA	98			4718	Master	
CARRETA	99 /			CA/33	Master	

<b>RASTROJERO</b>						
MOTOR INDENOR	75 / 84	8032-RA		8033-RA		

<b>REFORMAS - CAMIONES Y/O OMNIBUS</b>						
ALT-FREN		9051				
FRENAR MATRIPAR		MB/141		MB/142		
FRENAR MATRIPAR		MB/141		AC/30		
FRENOS OESTE				9507		
INTERFRENO		9504		9530		

<b>RECRUSUL</b>						
CARRETA	/ 78			4515-C 4515-G		
CARRETA	78 /			CA/32	Master	

<b>RENAULT</b>						
AE - Series / MAGNUM	93 / 95	PD/125	Meritor			
AE - Series / MAGNUM	00 /	PD/125	Meritor			
AE - Series / MAGNUM	00 /	PD/129	Meritor			
BAQUEANO	56 / 70	1219-RA		1219-RA		
CLIO	94 / 96	PD/322-A PD/305-A	Bendix Girling	RN/212		
CLIO 1.6L	02 / 09	PD/338 PD/338-A				
CLIO EURO	07 / 07			PD/362		
CLIO RL 1.0	99 /	PD/338 PD/338-A	Girling	RN/131-CPA	Girling	
CLIO RL 1.6	96 / 00	PD/338 PD/338-A	Girling	RN/212-CPA	TRW	
CLIO RN 1.0	99 /	PD/338 PD/338-A	Girling	RN/131-CPA	Girling	
CLIO RN 1.6	96 / 00	PD/338 PD/338-A	Girling	RN/212-CPA	TRW	
CLIO RN 1.6	96 / 98	PD/322-A	Bendix	RN/212-CPA	TRW	Importado
CLIO RN 1.6 16V	01	PD/338 PD/338-A	Girling	RN/131-CPA	Girling	
CLIO RT 1.6	96 / 00	PD/338 PD/338-A	Girling	RN/212-CPA	TRW	
CLIO RT 1.6 16V	01	PD/338 PD/338-A	Girling	RN/131-CPA	Girling	
CLIO RT 16 V	93 / 96	PD/305-A	Girling	PD/465	Bendix	
CLIO SEDAN RN 1.6 16V	00 /	PD/338 PD/338-A	Girling	RN/131-CPA	Girling	

MODEL / MODELO	YEAR - AÑO	FRONT DELANTERA	SYSTEM SISTEMA	BACK TRASERA	SYSTEM SISTEMA	OBS.
<b>RENAULT</b>						
CLIO SEDAN RT 1.6 16V	00 /	PD/338 PD/338-A	Girling	RN/131-CPA	Girling	
CLIO SI 1.6 16V	00 /	PD/338 PD/338-A	Girling	PD/465	Bendix	
CLIO SPORT 2.0L	02 / 04	PD/391-A		PD/465		
DAUPINHE	67 / 72	8034-RA		8034-RA		
ESTANCIERA	56 / 70	1219-RA		1219-RA		
EXPRESS	95 /	PD/327	Bendix	RN/209		
EXPRESS GTi	95 /	PD/305-A	Girling	RN/209		
EXPRESS GTi	95 /	PD/338 PD/338-A	Girling	RN/209		
EXPRESS GTL	95 /	PD/322-A	Bendix	RN/209		
FUEGO	84 / 91	PD/305-A	Girling	8124-L		
FUEGO	84 / 91	PD/322-A	Bendix	8124-L		
FUEGO	89 /	PD/305-A	Girling	PD/320		
FUEGO	89 /	PD/322-A	Girling	PD/320		
GORDINI	67 / 72	8049		8034-RA		
ILIADE	06-00 /	PD/129	Meritor	PD/129	Meritor	
JEEP IKA	56 / 70	1219-RA		1219-RA		
KANGOO 1.0 RL	00 /	PD/412-B	Bendix	RN/214-CP	Bosch	
KANGOO 1.0 RN	00 /	PD/412-B	Bendix	RN/214-CP	Bosch	
KANGOO 1.6 RL	00 /	PD/412-B	Bendix	RN/214-CP	Bosch	
KANGOO 1.6 RN	00 /	PD/412-B	Bendix	RN/214-CP	Bosch	
KANGOO 1.6L	04 / 09	PD/412				
KANGOO EXPRESS 1.6 RL / 1.9 RLD	99 /	PD/412-B	Bendix	RN/214-CP	Bosch	
LAGUNA 1.6	93 / 01	PD/391-A	Girling	PD/482	Brembo	
LAGUNA 1.8	93 / 01	PD/391-A	Girling	RN/171-CPA	Girling	
LAGUNA 1.8	97 / 01	PD/391-A	Girling	PD/482	Brembo	
LAGUNA 1.8 RXE 16V	99 /	PD/391-A	Girling	PD/399	Brembo	
LAGUNA 1.8 RXE 16V	99 /	PD/391-A	Girling	PD/482	Brembo	
LAGUNA 2.0	93 / 01	PD/391-A	Girling	RN/171-CPA	Girling	
LAGUNA 2.0	97 / 01	PD/391-A	Girling	PD/482	Brembo	
LAGUNA 2.0 RT 8V	96 /	PD/391-A	Girling	PD/399	Brembo	
LAGUNA 2.0 RT 8V	96 /	PD/391-A	Girling	PD/482	Brembo	
LAGUNA 2.0 RXE 16V	95 /	PD/391-A	Girling	PD/399	Brembo	
LAGUNA 2.0 RXE 16V	95 /	PD/391-A	Girling	PD/482	Brembo	
LAGUNA 2.0 RXT	98 /	PD/391-A	Girling	PD/399	Brembo	
LAGUNA 2.0 RXT	98 /	PD/391-A	Girling	PD/482	Brembo	
LAGUNA 2.2 D	93 / 01	PD/391-A	Girling			
LAGUNA 2.2 D	97 / 01	PD/391-A	Girling	PD/482	Brembo	
LAGUNA 3.0 RXT V6 24V	98 /	PD/391-A	Girling	PD/399	Brembo	
LAGUNA 3.0 RXT V6 24V	98 /	PD/391-A	Girling	PD/482	Brembo	
LAGUNA 3.0 V6	93 / 01	PD/391-A	Girling			
LAGUNA 3.0 V6	97 / 01	PD/391-A	Girling	PD/482	Brembo	
LAGUNA 3.0L	03 / 06	PD/786				
LAGUNA GRANDTOUR 1.6	95 / 01	PD/391-A	Girling	PD/482	Brembo	
LAGUNA GRANDTOUR 1.8	95 / 01	PD/391-A	Girling	PD/482	Brembo	
LAGUNA GRANDTOUR 1.9 dTi	95 / 01	PD/391-A	Girling	PD/482	Brembo	
LAGUNA GRANDTOUR 2.0	95 /	PD/391-A	Girling	RN/171-CPA	Girling	
LAGUNA GRANDTOUR 2.0	97 / 01	PD/391-A	Girling	PD/482	Brembo	
LAGUNA GRANDTOUR 2.2 D	95 /	PD/391-A	Girling	RN/171-CPA	Girling	
LAGUNA GRANDTOUR 2.2 D	97 / 01	PD/391-A	Girling	PD/482	Brembo	
LAGUNA GRANDTOUR 3.0 V6	95 /	PD/391-A	Girling	RN/171-CPA	Girling	
LAGUNA GRANDTOUR 3.0 V6	97 / 01	PD/391-A	Girling	PD/482	Brembo	
LAGUNA RT Diesel	96 /	PD/391-A	Girling	PD/399	Brembo	
LAGUNA RT Diesel	96 /	PD/391-A	Girling	PD/482	Brembo	
LAGUNA RXE Turbo Diesel	98 /	PD/391-A	Girling	PD/399	Brembo	
LAGUNA RXE Turbo Diesel	98 /	PD/391-A	Girling	PD/482	Brembo	
LOGAN 1.0	08 /	PD/338	Girling	RN/324-CPA		
LOGAN 1.6	08 /	PD/338	Girling	RN/324-CPA		
LOGAN 1.6 8V	08 /	PD/338	Girling	RN/325-CPA		Freio traseiro Ø203,0x39,0mm
LOGAN 1.6 16V	08 /	PD/338	Girling	RN/325-CPA		Freio traseiro Ø203,0x39,0mm



MODEL / MODELO	YEAR - AÑO	FRONT DELANTERA	SYSTEM SISTEMA	BACK TRASERA	SYSTEM SISTEMA	OBS.
<b>RENAULT</b>						
LOGAN 1.8	08 /	PD/338	Girling			
MAGNUM E-TECH	00 /	PD/129	Meritor	PD/129	Meritor	
MASCOT	07 / 09	PD/188-A				
MASTER	99 /	PD/472	Bendix			
MASTER 2.5 DCI	02 /	PD/347	Bosch	PD/516	Bosch	
MASTER 2.8 D	02 /	PD/347	Bosch	PD/516	Bosch	
MASTER 2.8 DTI	02 /	PD/347	Bosch	PD/516	Bosch	
MEGANE 1.4 / 1.6 / 1.9D / 2.0	97 /	PD/338 PD/338-A	Girling			
MEGANE 1.6 / 2.0	97 /	PD/391-A	Girling			
MEGANE 1.9D / 2.0 16V	97 /	PD/338 PD/338-A	Girling	PD/465	Bendix	
MEGANE 1.9D / 2.0 16V	97 /	PD/391-A	Girling	PD/399	Brembo	
MEGANE 2.0 16V	97 /	PD/305-A	Girling	PD/399	Brembo	
MEGANE CC 2.0L	04 / 07	PD/601				
MEGANE COUPE 2.0 16V	96 /	PD/391-A	Girling	PD/465	Bendix	
MEGANE HATCH 1.6	97 /	PD/391-A	Girling	RN/213-CP	Bosch	Freio traseiro Ø203x38mm
MEGANE HATCH 2.0	97 /	PD/391-A	Girling	RN/213-CP	Bosch	Freio traseiro Ø203x38mm
MEGANE HATCH RN 1.6	98 / 00	PD/338 PD/338-A	Girling	RN/213-CP	Bosch	Freio traseiro Ø203x38mm
MEGANE HATCH RT 1.6	98 / 00	PD/338 PD/338-A	Girling	RN/213-CP	Bosch	Freio traseiro Ø203x38mm
MEGANE HATCH RT 1.6 16V	98 /	PD/338 PD/338-A	Girling	RN/213-CP	Bosch	Freio traseiro Ø203x38mm
MEGANE HATCH RXE 1.6 16V	00 /	PD/338 PD/338-A	Girling	RN/213-CP	Bosch	Freio traseiro Ø203x38mm
MEGANE HATCH RXE 2.0	98 / 00	PD/338 PD/338-A	Girling	RN/213-CP	Bosch	Freio traseiro Ø203x38mm
MEGANE I 2.0L	01 / 03	PD/391-A		PD/362		
MEGANE II	04 / 09	PD/601		PD/362		
MEGANE II 1.4 16V	10-03 /	PD/601	Bosch	PD/362	Girling	
MEGANE II 1.5 DCI	11-02 /	PD/601	Bosch	PD/362	Girling	
MEGANE II 1.6	09-03 /	PD/601	Bosch	PD/362	Girling	
MEGANE II 1.6 16V	11-02 /	PD/601	Bosch	PD/362	Girling	
MEGANE II 1.6 CONVERSÍVEL	09-03 /	PD/601	Bosch	PD/362	Girling	
MEGANE II 1.6 COUPE	09-03 /	PD/601	Bosch	PD/362	Girling	
MEGANE II 1.9 DCI	11-02 /	PD/601	Bosch	PD/362	Girling	
MEGANE II 1.9 DCI CONVERSÍVEL	09-03 /	PD/601	Bosch	PD/362	Girling	
MEGANE II 1.9 DCI COUPE	09-03 /	PD/601	Bosch	PD/362	Girling	
MEGANE II 2.0	09-03 /	PD/601	Bosch	PD/362	Girling	
MEGANE II 2.0 16V	11-02 /	PD/601	Bosch	PD/362	Girling	
MEGANE II 2.0 CONVERSÍVEL	09-03 /	PD/601	Bosch	PD/362	Girling	
MEGANE II 2.0 COUPE	09-03 /	PD/601	Bosch	PD/362	Girling	
MEGANE SEDAN 2.0	97 /	PD/391-A	Girling	RN/213-CP	Bosch	Freio traseiro Ø203x38mm
MEGANE SEDAN RT 16V	00 /	PD/338 PD/338-A	Girling	RN/213-CP	Bosch	Freio traseiro Ø203x38mm
MEGANE SEDAN RT 2.0	98 / 00	PD/338 PD/338-A	Girling	RN/213-CP	Bosch	Freio traseiro Ø203x38mm
MEGANE SEDAN RXE 2.0	98 /	PD/338 PD/338-A	Girling	RN/213-CP	Bosch	Freio traseiro Ø203x38mm
MIDLINER S 120/135/140/150/180.07/08A; 160.06/08; 210.07/08A	90 /	PD/355	Meritor			
MS 300 P		4524-B		4515-G		
NEVADA TXI	90 /	PD/321-A	Bendix			
PREMIUM	00 /	PD/125	Meritor			
PREMIUM	96 / 05-00			PD/129	Meritor	
PREMIUM	06-00 /	PD/129	Meritor	PD/129	Meritor	
R 380.17	93 / 96	PD/125	Meritor			
R 380.19	93 / 96	PD/125	Meritor			
R 385 TL	93 / 96	PD/125	Meritor			
R-11	85 /	PD/322-A	Bendix	RN/209		
R-11	85 /	PD/305-A	Girling	FD/65		

MODEL / MODELO	YEAR - AÑO	FRONT DELANTERA	SYSTEM SISTEMA	BACK TRASERA	SYSTEM SISTEMA	OBS.
<b>RENAULT</b>						
R-11 Turbo	85 /	PD/322-A	Bendix	RN/209		
R-12	84 / 93	PD/304	Tensa	8124-S		
R-12	84 / 93	PD/304	Tensa	8124-L		
R-12	72 / 83	PD/301				
R-12	78 / 83	PD/317	Tensa	8034-RA		
R-12	73 / 91	PD/301	Bendix	8034-RA		
R-12 BREAK	73 / 80	PD/302	Tensa	8034-RA		
R-18	84 / 93	PD/304	Tensa	8124-S		
R-18	84 / 93	PD/304	Tensa	8124-L		
R-18	84 / 89	PD/303-A	Bendix	8124-L		
R-18	84 / 91	PD/305-A	Girling	8124-L		
R-19 1.8	/ 96			RN/216-CP		Freio traseiro Ø203,0x39,0mm
R-19 2.0	/ 96			RN/216-CP		Freio traseiro Ø203,0x39,0mm
R-19 1.9 D RN	93 /	PD/305-A	Girling	PD/465		
R-19 CHAMADE	93 /	PD/305-A	Girling	FD/63-S/F		Francés
R-19 CHAMADE	93 /	PD/338 PD/338-A	Girling	FD/63-S/F		Francés
R-19 CHAMADE	93 /	PD/322-A	Bendix	FD/63-S/F		Francés
R-19 CHAMADE / Diesel	93 /	PD/305-A	Girling	PD/465		
R-19 CHAMADE 1.7 GTX	93 /	PD/338-A	Girling	PD/465	Bendix	
R-19 CHAMADE 1.7 TXE	93 /	PD/338-A	Girling	PD/465	Bendix	
R-19 COUPE 2.0 16V	96 /			PD/465	Bendix	
R-19 RN	93 / 96	PD/305-A	Girling	RN-215-CP		Freio traseiro Ø180,0x42,0mm
R-19 RN	93 / 98	PD/322-A	Bendix			Importado
R-19 RN	96 /	PD/338 PD/338-A	Girling	RN/212-CPA	TRW	
R-19 RT	93 / 96	PD/305-A	Girling	RN/216-CP		Freio traseiro Ø203,0x39,0mm
R-19 RT	93 / 98	PD/322-A	Bendix			Importado
R-19 RT	96 /	PD/338 PD/338-A	Girling	RN/212-CPA	TRW	
R-19 RT/ RN	93 /	PD/305-A	Girling	RN/212 RN/212-CPA	TRW	
R-19 RT/ RN	93 /	PD/338 PD/338-A	Girling	RN/212 RN/212-CPA	TRW	
R-19 RT/ RN	93 /	PD/322-A	Bendix	RN/212 RN/212-CPA	TRW	
R-21	92 / 97			RN-215-CP		Freio traseiro Ø180,0x42,0mm
R-21 GTX / TXE	90 /	PD/321-A	Tensa	8124-L		
R-21 NEVADA	92 / 97			RN-215-CP		Freio traseiro Ø180,0x42,0mm
R-21 NEVADA 1.9	90 /	PD/305-A	Girling	8124-L		
R-21 NEVADA 1.9	90 /	PD/338 PD/338-A	Girling	8124-L		
R-21 NEVADA TXi / ALIZE	90 /	PD/321-A	Tensa	8124-L		
R-25	85 / 94	PD/391-A	Girling			
R-4 F / L / S	67 / 72			8034-RA		
R-4 S	84 / 93	PD/304	Tensa	8124-L		
R-5	81 / 88	PD/322-A	Bendix			
R-5 1.1L	76 / 84	PD/301				
R-5 1.4	81 / 85	PD/304	Tensa			
R-6	70 / 84			8034-RA		
R-9	85 /	PD/322-A	Bendix	RN/209		
R-9	85 /	PD/305-A	Girling	RN/212		
RAMBLER	56 / 70	1219-RA		1219-RA		
RAMBLER AMBASADOR	71 / 80	PD/9		1219-RA		
RAMBLER Cross Country	67 / 70	8032-RA		1219-RA		
SAFRANE	94 /	PD/391-A	Girling	PD/399	Brembo	
SANDERO	10 /	PD/338				
SANDERO 1.0	08 /	PD/338	Girling	RN/324-CPA		
SANDERO 1.6	08 /	PD/338	Girling	RN/324-CPA		
SANDERO	07 /	PD/338	Girling	RN/325-CPA		Freio traseiro Ø203,0x39,0mm

MODEL / MODELO	YEAR - AÑO	FRONT DELANTERA	SYSTEM SISTEMA	BACK TRASERA	SYSTEM SISTEMA	OBS.
<b>RENAULT</b>						
SCENIC 1.4 / 1.6	98 /	PD/338 PD/338-A	Girling	RN/171-CPA	Girling	
SCENIC 1.6	98 /	PD/391-A	Girling	RN/171-CPA	Girling	
SCENIC 1.6	98 /	PD/391-A	Girling	PD/362	Girling	com ABS
SCENIC 1.9	96 /	PD/391-A	Girling	RN/171-CPA	Girling	
SCENIC 1.9 D	98 /	PD/391-A	Girling	RN/171-CPA	Girling	
SCENIC 2.0	98 /	PD/391-A	Girling	PD/465	Bendix	
SCENIC 2.0	96 /	PD/391-A	Girling	RN/171-CPA	Girling	
SCENIC 2.0	96 /	PD/391-A	Girling	PD/362	Girling	com ABS
SCENIC I 2.0L	01 / 04	PD/391-A		PD/362		
SCENIC II	05 / 08	PD/601		PD/362		
SYMBOL	09 /	PD/338	Girling			
TORINO 300	67 / 70	8032-RA		1219-RA		
TORINO 300 S/ 380/ 380 S/ 380 W	71 / 80	PD/9		1219-RA		
TRAFIC	91 /	PD/318-A	Bendix	RN/210		
TRAFIC 1.4 / 2.0 / 2.2 / Diesel	84 /	PD/318-A	Bendix	RN/210		
TRAFIC RODEO/ MICROBUS	84 /	PD/318-A	Bendix	RN/210		
TWINGO	93 / 98	PD/327	Bendix	RN/131-CPA	Girling	
TWINGO	93 /	PD/327	Bendix	RN/209-S/F RN/131-CPA	Girling	
TWINGO	93 / 98	PD/338	Girling	RN/215-CP		Freio traseiro Ø180,0x42,0mm
TWINGO	93 / 98	PD/338	Girling	RN/131-CPA	Girling	

<b>ROVER</b>						
25 1.4 Confort / 1.6 Classic / 1.8 Vi	99 /	PD/394	Girling			
45 1.4 Confort / 1.6 Classic / 2.0 V6 Club	99 /	PD/394	Girling			
620	93 /	PD/397	Akebono			
214 1.4i 16V Cabrio	92 /	PD/409	Girling	PD/457	Akebono	Con ABS
214 1.4i 16V Cabrio	92 /	PD/394	Girling			
214 1.4i 16V SI / GSI / LSI / Sprint	90 / 95	PD/409	Girling			
214 1.4i 16V SI / GSI / LSI / Sprint	95 /	PD/394	Girling			
216 1.6i 16V Cabrio / Coupe	92 /	PD/394	Girling			Con ABS
216 1.6i 16V GTI	92 /	PD/394	Girling			Con ABS
216 1.6i 16V SI / GSI	90 /	PD/409	Girling			
218 1.8 GSD / Turbo GSD / SLD / SD	90 / 92	PD/409	Girling			
218 1.8 GSD / Turbo GSD / SLD / SD	92 /	PD/394	Girling			
218 1.9 D	91 / 92	PD/409	Girling			Tras.Cintas
218 1.9 D	91 / 95	PD/394	Girling			
220 2.0i 16V / Turbo Coupé	93 /	PD/394	Girling			
220 2.0i 16V GTI	92 /	PD/394	Girling			Con ABS
400 1.6	95 /	PD/394	Girling			
400 1.8	93 / 98	PD/394	Girling			
414 1.4i 16V SI / GSI / LSI	90 / 95	PD/409	Girling	PD/457	Akebono	Con ABS
414 1.4i 16V SI / GSI / LSI	95 /	PD/394	Girling			Con ABS
416 1.6i 16V GSI / GTI / SLI / SI	96 /	PD/394	Girling			
416 1.6i 16V GTI	90 /	PD/394	Girling			Con ABS
416 1.6i 16V GTI	90 / 96	PD/409	Girling			
416 1.6i 16V SI / GSI / Vitesse	90 /	PD/409	Girling			Con ABS
418 1.8 TD SLD / GSD	92 / 98	PD/409	Girling	PD/457	Akebono	
418 1.8 Turbo Diesel SLD - GSD	91 / 98	PD/394	Girling			
420 2.0i 16V GLI / GTI / GSI / Turbo / Coupe	91 /	PD/394	Girling			
420 2.0i 16V SLI / GSI / Vitesse	91 /	PD/394	Girling			Con ABS
618 1.8i 16V / 2.0i 16V T / S / Luxe	93 /	PD/388	Akebono	PD/444	Akebono	
618 1.9	96 /	PD/388	Akebono	PD/444	Akebono	
618 2.0i 16V T / S / Luxe Automatic	93 /	PD/449	Akebono	PD/444	Akebono	
620 2.0 D	93 / 98	PD/449	Akebono	PD/444	Akebono	
620 2.0i Turbo Diesel SDI - Automatic	93 /	PD/388	Akebono	PD/444	Akebono	
623 2.3i 16V GS / S / Luxe Automatic	93 / 98	PD/449	Akebono	PD/444	Akebono	
623 2.3i 16V GS / S / Luxe		PD/388	Akebono	PD/444	Akebono	
820 2.0	/ 94	PD/463-B	Girling			
820 2.0 i 16V Vitesse	93 /	PD/394	Girling			
820 2.0i / 2.0i 16 V / Turbo	/ 92	PD/463-B	Girling			
820 2.0i 16V SI / SLI / TI Luxe	91 /	PD/394	Girling			

MODEL / MODELO	YEAR - AÑO	FRONT DELANTERA	SYSTEM SISTEMA	BACK TRASERA	SYSTEM SISTEMA	OBS.
<b>ROVER</b>						
820 2.0i 16V Turbo TI Coupe / Sport	91 /	PD/394	Girling			
825 2.5 SD / SLD / TD / SD / Vitesse	91 /	PD/394	Girling			
825 2.5i / 2.5 D / TD	/ 91	PD/463-B	Girling			
827 2.7i 24V SI / SCI / SLI / Sterling / Vitesse	91 /	PD/394	Girling			

<b>RODOVIÁRIA</b>						
3° EIXO	65 /			4195-B SV/223 SV/226		
CARRETA	65 / 73			SV/223		
CARRETA	74 /			SV/223 SV/226		

<b>ROSSETTI</b>						
3° EIXO	65 /			4195-B		
CARRETA	66 /			SV/223		
CARRETA	00 /			CA/32		

<b>SAAB</b>						
9-3. SE / CONV 2.0L	01 / 02	PD/729		PD/38		
9-3. CONV	02 / 03	PD/729		PD/38		
9-5. AERO 2.3L	01 / 05	PD/729		PD/716		
9-5. SEDAN / WAGON 2.3L / 3.0L	01 / 03	PD/729		PD/716		
9-5. LINEAR 2.3L	03 / 04	PD/729		PD/716		
9-5. ARC 2.3L / 3.0L	05 / 07	PD/729		PD/716		
124 L	99 / 04	PD/116		PD/116		
IRIZAR	01 / 02	PD/116		PD/116		
IRIZAR VISTABUS	03 / 06	PD/116		PD/116		

<b>SALTO</b>						
SALTO				4311-B-RA		
SALTO				AC/30		
SALTO				CA/32		

<b>SATURN</b>						
SC1 / SC2	93 / 96	PD/687				
SL / SL1 / SL2	91 / 96	PD/687				
SW1 / SW2	93 / 96	PD/687				

<b>SCANIA</b>						
B-76	64 / 71	SV/222	Scania	SV/223	Scania	3° eixo SV/224
B-100	71 / 76	SV/224	Scania	SV/226	Scania	
B-110	72 / 82	SV/224	Scania	SV/226	Scania	
B-111	76 / 81	SV/224	Scania	SV/226	Scania	
BR-115	75 / 82	SV/224	Scania	SV/226	Scania	
BR-116	76 / 82	SV/224	Scania	SV/226	Scania	
BR-116	90 / 93	SV/224 SV/224-A		SV/226 SV/226-RA		
F-94 4x2	98 /	SV/230	Scania	SV/231	Scania	
F-112	83 / 91	SV/224	Scania	SV/226	Scania	
F-112	86 / 91	SV/223	Scania	SV/227	Scania	
F-113	91 / 93	SV/223 SV/224	Scania	SV/226 SV/227	Scania	
F-113 H	94 /	SV/228		SV/230		
F-113	93 /	SV/228 SV/229	Scania	SV/230 SV/231	Scania	
K-94	98 /	SV/230	Scania	SV/231	Scania	Ônibus Rodoviário
K-112	83 / 91	SV/224	Scania	SV/226	Scania	
K-112	86 / 91	SV/223	Scania	SV/227	Scania	
K-112 D / DS	90 / 93	SV/224 SV/224-A		SV/226 SV/226-RA		
K-113	10 /	SV/230	Scania	SV/230	Scania	Ônibus

MODEL / MODELO	YEAR - AÑO	FRONT DELANTERA	SYSTEM SISTEMA	BACK TRASERA	SYSTEM SISTEMA	OBS.
<b>SCANIA</b>						
K-113	91 / 93	SV/223 SV/224	Scania	SV/226 SV/227	Scania	
K-113	93 /	SV/228 SV/229	Scania	SV/230 SV/231	Scania	
K-113	94 /	SV/228		SV/230		
K-113 T	93 /	SV/228		SV/228		3° eixo SV/228 Llanta artillera
K-113 T	93 /	SV/228 SV/229	Scania	SV/230 SV/231	Scania	3° eixo SV/228 SV/229
K-113 T	93 /	SV/229		SV/231		3° eixo SV/229 Llanta disco
K-124 4x2	98 /	SV/230	Scania	SV/231	Scania	
K-124 6x2	98 /	SV/230	Scania	SV/231	Scania	3° eixo SV/230
K-124 EB 4x2	00 /	PD/116	Knorr	PD/116	Knorr	Ómnibus
K-124 EB 6x2	00 /	PD/116-K	Knorr	PD/116-K	Knorr	3° eixo SV/230; SV/231
K-124 EB 8x2	00 /	PD/116-K	Knorr	PD/116-K	Knorr	3° eixo SV/230; SV/231
KS-140	75 / 78	SV/224	Scania	SV/226	Scania	
KT-112	83 / 91	SV/224	Scania	SV/226	Scania	3° eixo SV/224
KT-112	86 / 91	SV/223	Scania	SV/227	Scania	3° eixo SV/223
KT-113	91 / 93	SV/223 SV/224	Scania	SV/226 SV/227	Scania	3° eixo SV/223 SV/224
L-75	58 / 63	SV/222	Scania	SV/223	Scania	3° eixo SV/224
LC-75	90 / 93	SV/224 SV/224-A		SV/226 SV/226-RA		
L-76	64 / 71	SV/222	Scania	SV/223	Scania	3° eixo SV/224
L-94 4x2	98 /	SV/230	Scania	SV/231	Scania	Urbano
L-94 IB	00 /	SV/230	Scania	SV/231	Scania	Urbano
L-94 UB	00 /	SV/230	Scania	SV/231	Scania	Urbano
L-94 IB/ UB	00 /	PD/116	Knorr	PD/116	Knorr	
L-100	71 / 76	SV/224	Scania	SV/226	Scania	
L-101	78	SV/224	Scania	SV/226	Scania	
L-110	72 / 82	SV/224	Scania	SV/226	Scania	
L-111	76 / 81	SV/224	Scania	SV/226	Scania	
L 111	90 / 93	SV/224 SV/224-A		SV/226 SV/226-RA		
L-112	90 / 91	SV/223 SV/224	Scania	SV/226 SV/227	Scania	Urbano
L-113	91 / 93	SV/223 SV/224	Scania	SV/226 SV/227	Scania	Urbano
L-113	93 /	SV/228 SV/229	Scania	SV/230 SV/231	Scania	Urbano
L-141	79 / 81	SV/224	Scania	SV/226	Scania	
LK-140	75 / 78	SV/224	Scania	SV/226	Scania	
LKS-141	79 / 81	SV/224	Scania	SV/226	Scania	
LKT-141	79 / 81	SV/224	Scania	SV/226	Scania	
LS-76	64 / 71	SV/222	Scania	SV/223	Scania	3° eixo SV/224
LS-100	71 / 76	SV/224	Scania	SV/226	Scania	
LS-101	78	SV/224	Scania	SV/226	Scania	
LS-110	72 / 82	SV/224	Scania	SV/226	Scania	
LS-111	76 / 81	SV/224	Scania	SV/226	Scania	
LT-76	64 / 71	SV/222	Scania	SV/223	Scania	3° eixo SV/224
LT-110	72 / 82	SV/224	Scania	SV/226	Scania	
LT-111	76 / 81	SV/224	Scania	SV/226	Scania	
LT-111	90 / 93	SV/224 SV/224-A		SV/226 SV/226-RA		
P-93	95 /	SV/229	Scania	SV/231	Scania	
P-94 4x2	98 /	SV/230	Scania	SV/231	Scania	
P-94 6x2	98 /	SV/230	Scania	SV/231	Scania	3° eixo SV/231
P-94 6x4	98 /	SV/230	Scania	SV/231	Scania	3° eixo SV/231
P-114 4x2	98 /	SV/230	Scania	SV/231	Scania	

MODEL / MODELO	YEAR - AÑO	FRONT DELANTERA	SYSTEM SISTEMA	BACK TRASERA	SYSTEM SISTEMA	OBS.
<b>SCANIA</b>						
P-114 6x4	98 /	SV/230	Scania	SV/231	Scania	3º eixo SV/231
P-124 4x2	98 /	SV/230	Scania	SV/231	Scania	
P-124 6x2	98 /	SV/230	Scania	SV/231	Scania	3º eixo SV/231
P-124 6x4	98 /	SV/230	Scania	SV/231	Scania	3º eixo SV/231
P-124 8x2	98 /	SV/230	Scania	SV/230	Scania	
P-230	98 /	SV/230	Scania	SV/231	Scania	3º eixo SV/231
R-112 E	81 / 91	SV/224	Scania	SV/226	Scania	3º eixo SV/226
R-112 E	90 / 91	SV/223	Scania	SV/227	Scania	3º eixo SV/227
R-112 H	81 / 91	SV/224	Scania	SV/226	Scania	3º eixo SV/226
R-112 H	90 / 91	SV/223	Scania	SV/227	Scania	3º eixo SV/227
R-112 H	90 / 91	SV/223	Scania	SV/227	Scania	
R-112 MA	81 / 84	SV/224	Scania	SV/226	Scania	
R-113	90 / 93	SV/224 SV/224-A		SV/226 SV/226-RA		
R-113 E	93 /	SV/229		SV/231		3º eixo SV/231 Llanta disco
R-113 E	91 / 93	SV/223 SV/224	Scania	SV/226 SV/227	Scania	3º eixo SV/226 SV/227
R-113 E	93 /	SV/228 SV/229	Scania	SV/230 SV/231	Scania	3º eixo SV/230 SV/231
R-113 H	91 / 93	SV/223 SV/224	Scania	SV/226 SV/227	Scania	3º eixo SV/226 SV/227
R-113 H	93 /	SV/228 SV/229	Scania	SV/230 SV/231	Scania	3º eixo SV/230 SV/231
R-113 H 4x2	94 /	SV/228		SV/230		
R-114 4x2	98 /	SV/230	Scania	SV/231	Scania	
R-114 6x4	98 /	SV/230	Scania	SV/231	Scania	3º eixo SV/231
R-124 4x2	98 /	SV/230	Scania	SV/231	Scania	
R-124 6x2	98 /	SV/230	Scania	SV/231	Scania	3º eixo SV/231
R-124 6x4	98 /	SV/230	Scania	SV/231	Scania	3º eixo SV/231
R-142 E	81 / 91	SV/224	Scania	SV/226	Scania	3º eixo SV/226
R-142 E	90 / 91	SV/223	Scania	SV/227	Scania	3º eixo SV/227
R-142 H	81 / 91	SV/224	Scania	SV/226	Scania	3º eixo SV/226
R-142 H	90 / 91	SV/223	Scania	SV/227	Scania	3º eixo SV/227
R-143 E	91 / 92	SV/223 SV/224	Scania	SV/226 SV/227	Scania	3º eixo SV/226 SV/227
R-143 H	91 / 93	SV/223 SV/224	Scania	SV/226 SV/227	Scania	3º eixo SV/226 SV/227
R-143 H	93 / 96	SV/228 SV/229	Scania	SV/230 SV/231	Scania	3º eixo SV/230 SV/231
R-144-LB	98 /	PD/116	Knorr	PD/116	Knorr	
R-400	06 /	SV/230	Scania	SV/231	Scania	3º eixo SV/231
R-94 4x2	98 /	SV/230	Scania	SV/231	Scania	
R-94 6x2	98 /	SV/230	Scania	SV/231	Scania	3º eixo SV/231
R-94 6x4	98 /	SV/230	Scania	SV/231	Scania	3º eixo SV/231
S-112	83 / 91	SV/224	Scania	SV/226	Scania	
S-112	86 / 91	SV/223	Scania	SV/227	Scania	
S-112 (Articulado)	83 / 91	SV/224	Scania	SV/226	Scania	3º eixo SV/226
S-112 (Articulado)	86 / 91	SV/223	Scania	SV/227	Scania	3º eixo SV/227
S-113	91 / 93	SV/223 SV/224	Scania	SV/226 SV/227	Scania	
S-113	93 /	SV/228 SV/229	Scania	SV/230 SV/231	Scania	
S-113 (Articulado)	91 / 93	SV/224	Scania	SV/226	Scania	3º eixo SV/226
S-113 (Articulado)	91 / 94	SV/223	Scania	SV/227	Scania	3º eixo SV/227
S-113 (Articulado)	93 /	SV/228 SV/229	Scania	SV/230 SV/231	Scania	3º eixo SV/230 SV/231
T-112 E	81 / 91	SV/224	Scania	SV/226	Scania	3º eixo SV/226
T-112 E	90 / 91	SV/223	Scania	SV/227	Scania	3º eixo SV/227
T-112 H	81 / 91	SV/224	Scania	SV/226	Scania	3º eixo SV/226
T-112 H	90 / 91	SV/223	Scania	SV/227	Scania	3º eixo SV/227
T-112 MA	81 / 84	SV/224	Scania	SV/226	Scania	

MODEL / MODELO	YEAR - AÑO	FRONT DELANTERA	SYSTEM SISTEMA	BACK TRASERA	SYSTEM SISTEMA	OBS.
<b>SCANIA</b>						
T-113	90 / 93	SV/224 SV/224-A		SV/226 SV/226-RA		
T-113 E	91 / 93	SV/223 SV/224	Scania	SV/226 SV/227	Scania	3° eixo SV/226 SV/227
T-113 E	93 /	SV/228 SV/229	Scania	SV/230 SV/231	Scania	3° eixo SV/230 SV/231
T-113 H	91 / 93	SV/223 SV/224	Scania	SV/226 SV/227	Scania	3° eixo SV/226 SV/227
T-113 H	93 /	SV/228 SV/229	Scania	SV/230 SV/231	Scania	3° eixo SV/230 SV/231
T-113 H	94 /	SV/228		SV/230		
T-113 H	91 / 93	SV/224		SV/226		SV/226 Llanta artillera
T-113 E	94 /	SV/228		SV/230		
T-114 4x2	98 /	SV/230	Scania	SV/231	Scania	
T-114 6x4	98 /	SV/230	Scania	SV/231	Scania	3° eixo SV/231
T-124 4x2	98 /	SV/230	Scania	SV/231	Scania	
T-124 6x2	98 /	SV/230	Scania	SV/231	Scania	3° eixo SV/231
T-124 6x4	98 /	SV/230	Scania	SV/231	Scania	3° eixo SV/231
T-124-6B	99 /	PD/116	Knorr	PD/116	Knorr	
T-142 E	81 / 91	SV/224	Scania	SV/226	Scania	3° eixo SV/226
T-142 E	90 / 91	SV/223	Scania	SV/227	Scania	3° eixo SV/227
T-142 H	81 / 91	SV/224	Scania	SV/226	Scania	3° eixo SV/226
T-142 H	90 / 91	SV/223	Scania	SV/227	Scania	3° eixo SV/227
T-142 MA	81 / 84	SV/224	Scania	SV/226	Scania	
T-143 E	91 / 93	SV/223 SV/224	Scania	SV/226 SV/227	Scania	3° eixo SV/226 SV/227
T-143 E	93 / 96	SV/228 SV/229	Scania	SV/230 SV/231	Scania	3° eixo SV/230 SV/231
T-143 H	91 / 93	SV/223 SV/224	Scania	SV/226 SV/227	Scania	3° eixo SV/226 SV/227
T-143 H	93 / 96	SV/228 SV/229	Scania	SV/230 SV/231	Scania	3° eixo SV/230 SV/231
T-94 4x2	98 /	SV/230	Scania	SV/231	Scania	
T-94 6x2	98 /	SV/230	Scania	SV/231	Scania	3° eixo SV/231
T-94 6x4	98 /	SV/230	Scania	SV/231	Scania	3° eixo SV/231

<b>SCHIFFER</b>						
CARRETA	/ 79			4514-F	Bendix	2 eixos
CARRETA	/ 79			4515-C		3 eixos
CARRETA	80 /			4515-C 4515-G		2 eixos
CARRETA	80 /			CA/32	Master	3 eixos

<b>SEAT</b>						
ALTEA 1.4L	09 / 10	PD/1000		PD/1030		
ALTEA 2.0L / 1.8L	05 / 09	PD/1000		PD/1030		
AROSA 1.0	05-97 /	PD/368	Teves			disco ventilado
AROSA 1.4	05-97 /	PD/368	Teves			disco ventilado
AROSA 1.4 TDi	05-97 /	PD/368	Teves			disco ventilado
AROSA 1.7 SDi	05-97 /	PD/368	Teves			disco ventilado
CORDOBA	01 / 03	PD/337		PD/362		
CORDOBA	00 /	PD/443	Girling			
CORDOBA 1.6L	01 / 03	PD/413 PD/337				
CORDOBA 1.6L	04 / 09	PD/58		PD/59		
CORDOBA 2.0L	03 / 09	PD/520		PD/59		
CORDOBA 1.4 16V	10-02 /	PD/520	Girling			
CORDOBA 1.4 CLX / 1.6 / 1.8	/ 99	PD/328	Kelsey Hayes			Discos Sólidos
CORDOBA 1.4 CLX / 1.6 / 1.8	/ 99	PD/367	Girling			Discos Sólidos
CORDOBA 1.4 TDI	10-02 /	PD/520	Girling			
CORDOBA 1.6	93 /	PD/328	K. Hayes			

MODEL / MODELO	YEAR - AÑO	FRONT DELANTERA	SYSTEM SISTEMA	BACK TRASERA	SYSTEM SISTEMA	OBS.
<b>SEAT</b>						
CORDOBA 1.7 SDi	97 /	PD/367	Girling	PD/362	Girling	Discos Sólidos
CORDOBA	95 /			VW/276-CPA		Freio traseiro Ø200,0x40,0mm
CORDOBA 1.8	93 /	PD/328 PD/329	K. Hayes Girling	PD/362	Girling	
CORDOBA 1.8	94 / 99	PD/368	Girling	PD/362	Girling	
CORDOBA 1.8 GLX	94 / 99	PD/368	Girling	PD/362	Girling	Discos Ventilados
CORDOBA 1.8 GTi 16 V / 2.0 GTi	93 / 99	PD/329	Girling	PD/362	Girling	Discos Ventilados
CORDOBA 1.8 GTi 16 V / 2.0 GTi	93 / 99	PD/337	Girling	PD/362	Girling	Discos Ventilados
CORDOBA 1.9 D / SDi / TD	/ 99	PD/328	Kelsey Hayes	PD/362	Girling	Discos Sólidos
CORDOBA 1.9 D / SDi / TD	97 /	PD/328	Kelsey Hayes			Discos Sólidos
CORDOBA 1.9 D / SDi / TD	97 /	PD/367	Girling			Discos Sólidos
CORDOBA 1.9 SDi	10-02 /	PD/520	Girling			
CORDOBA 1.9 TDi	10-02 /	PD/520	Girling			
CORDOBA 1.9 TDi/ 2.0 GTi 16 V	96 / 99	PD/413	Girling	PD/362	Girling	
CORDOBA 2.0	93 /	PD/329	Girling	PD/362	Girling	
CORDOBA VARIO 1.4 / 1.6 i / 1.7 / 1.9 SDi	97 /	PD/328	Kelsey Hayes	PD/362	Girling	Discos Sólidos
CORDOBA VARIO 1.4 / 1.6 i / 1.7 / 1.9 SDi	97 /	PD/367	Girling	PD/362	Girling	Discos Sólidos
CORDOBA VARIO 1.9 TDi	97 /	PD/413	Girling	PD/362	Girling	
FREETRACK 2.0L	09 / 10	PD/1000		PD/1030		
IBIZA	01 / 03	PD/337		PD/59		
IBIZA	04 / 08	PD/58		PD/59		
IBIZA	00 /	PD/443	Girling			Discos Sólidos
IBIZA 1.6	95 /			VW/276-CPA		Freio traseiro Ø200,0x40,0mm
IBIZA 1.8	95 /			VW/276-CPA		Freio traseiro Ø200,0x40,0mm
IBIZA 2.0	95 /			VW/276-CPA		Freio traseiro Ø200,0x40,0mm
IBIZA 1.6L	01 / 02	PD/413 PD/337				
IBIZA 2.0L	09 / 10	PD/1000				
IBIZA 1.4 16V	02-02 /	PD/520	Girling			
IBIZA 1.4/ 1.6/ 1.6 i/ 1.8 CLX, GLX, GLXi	93 / 99	PD/328	Kelsey Hayes			Discos Sólidos
IBIZA 1.4/ 1.6/ 1.6 i/ 1.8 CLX, GLX, GLXi	93 / 99	PD/367	Girling			Discos Sólidos
IBIZA 1.7 SDi / 1.9 SDi / TD / TDi	93 / 99	PD/328	Kelsey Hayes			Discos Sólidos
IBIZA 1.7 SDi / 1.9 SDi / TD / TDi	93 / 99	PD/367	Girling			Discos Sólidos
IBIZA 1.8 16V	93 /	PD/329	Girling	PD/362	Girling	
IBIZA 1.8 GLX	94 /	PD/368	Girling			Discos Ventilados
IBIZA 1.8 GTi 16V / 2.0 GTi 16V / COUPE	93 / 99	PD/329	Girling	PD/362	Girling	Discos Ventilados
IBIZA 1.8 GTi 16V / 2.0 GTi 16V / COUPE	93 / 99	PD/337	Girling	PD/362	Girling	Discos Ventilados
IBIZA 1.9 TDi	99 /	PD/413	Girling	PD/362	Girling	
IBIZA 1.9 Tdi	02-02 /	PD/520	Girling			
IBIZA 2.0 16V	93 /	PD/329	Girling	PD/362	Girling	
IBIZA 2.0 GTi	96 / 99	PD/413	Girling	PD/362	Girling	
IBIZA FR 1.8L	04 / 09	PD/520		PD/59		
INCA 1.9 D SDi	97 /	PD/413	Girling			
LEON 1.8L	01 / 04	PD/58-B		PD/59		
LEON 2.0L	06 / 09	PD/1000		PD/1030		
LEON 1.6/ 1.8 20V/ 1.9 TDi	99 /	PD/58 PD/58-B	Teves			
LEON TURBO 1.8L	01 / 06	PD/340-B		PD/59		
TOLEDO	10-04 /	PD/1000-B	Teves	PD/1030	Lucas	
TOLEDO 1.8L	01 / 04	PD/58-B		PD/59		
TOLEDO 2.0L	06 / 09	PD/1000		PD/1030		
TOLEDO 1.6 i	98 /	PD/58 PD/58-B	Teves			
TOLEDO 1.6 i CL / GL / 1.9 TD GLX	/ 96	PD/466	Girling			Discos Ventilados
TOLEDO 1.6 i/ 1.9 D	/ 98	PD/328	Kelsey Hayes	PD/362	Girling	Discos Sólidos
TOLEDO 1.6 i/ 1.9 D	/ 98	PD/367	Girling	PD/362	Girling	Discos Sólidos
TOLEDO 1.6i	11-04 /	PD/1000-B	Teves	PD/1030	Lucas	
TOLEDO 1.8	/ 96	PD/328	Kelsey Hayes	PD/362	Girling	Discos Sólidos
TOLEDO 1.8	/ 96	PD/367	Girling	PD/362	Girling	Discos Sólidos
TOLEDO 1.8 16V	91 /	PD/329	Girling	PD/362	Girling	



MODEL / MODELO	YEAR - AÑO	FRONT DELANTERA	SYSTEM SISTEMA	BACK TRASERA	SYSTEM SISTEMA	OBS.
<b>SEAT</b>						
TOLEDO 1.8 i 16V GT/ 2.0 i 16V	91 / 99	PD/329	Girling	PD/362	Girling	Discos Ventilados
TOLEDO 1.8 i 16V GT/ 2.0 i 16V	91/99	PD/337	Girling	PD/362	Girling	Discos Ventilados
TOLEDO 1.8 i 20V/ 1.9 TDi	98 /	PD/58 PD/58-B	Teves	PD/362	Girling	
TOLEDO 1.8 i CL / GL / GLX 16V	/ 96	PD/466	Girling	PD/362	Girling	
TOLEDO 1.8 SE / SXE / TD	93 / 96	PD/328	Kelsey Hayes	PD/362	Girling	Discos Sólidos
TOLEDO 1.8 SE / SXE / TD	93 / 96	PD/367	Girling	PD/362	Girling	Discos Sólidos
TOLEDO 1.9 D / SDi / TD / TDi	/ 99	PD/328	Kelsey Hayes	PD/362	Girling	Discos Sólidos
TOLEDO 1.9 D / SDi / TD / TDi	/ 99	PD/367	Girling	PD/362	Girling	Discos Sólidos
TOLEDO 1.9 TDi	91 / 99	PD/413	Girling			
TOLEDO 1.9 Tdi	11-04 /	PD/1000-B	Teves	PD/1030	Lucas	
TOLEDO 2.0	91 /	PD/329	Girling	PD/362	Girling	
TOLEDO 2.0 FSI	11-04 /	PD/1000-B	Teves	PD/1030	Lucas	
TOLEDO 2.0 i GL / GLX / GT	/ 96	PD/466	Girling	PD/362	Girling	
TOLEDO 2.0 TDi	11-04 /	PD/1000-B	Teves	PD/1030	Lucas	
TOLEDO TURBO	01 / 06	PD/340-B		PD/59		

<b>SIAM DI TELLA</b>						
1500 Di Tella	61 / 63	8014		855-RA		
1500 Special Di Tella	60 / 66	8014		855-RA		
ARGENTA 0.5 Ton.	61 / 63	855-RA		855-RA		
ARGENTA 0.5 Ton.	64 / 66	8014		855-RA		
MAGNETTE Rural-1500 Di Tella	63 / 66	8014		855-RA		
RILLEY MORRIS M.G.		8014		855-RA		
RURAL BM 631	66 / 67	8014		855-RA		

<b>SKODA</b>						
FABIA 1.0	99 / 02	PD/368	Teves			disco ventilado
FABIA 1.2	08-02 /	PD/368	Teves			disco ventilado
FABIA 1.4		PD/73-B				Equador
FABIA 1.4	11-00 /	PD/368	Teves			disco ventilado
FABIA 1.4 16V	12-99 /	PD/368	Teves			disco ventilado
FABIA 1.4 TDi	04-03 /	PD/368	Teves			disco ventilado
FABIA 1.9 TDi	07-01 /	PD/368	Teves			disco ventilado
FABIA 2.0	12-99 /	PD/368	Teves			disco ventilado
FABIA 2.0	99 /	PD/520	Girling			

<b>SSANGYONG</b>						
KORANDO 601 D / 602 D	96 /	PD/471-A	Akebono	PD/470	Girling	
KORANDO 601 TDI / 602 TDI	99 /	PD/471-A	Akebono	PD/470	Girling	
KORANDO Family	/ 93	PD/453	Akebono			
KORANDO Family	93 / 96	PD/471-A	Akebono	PD/470	Girling	
KORANDO Soft Top	98 /	PD/471-A	Akebono	PD/470	Girling	
KORANDO 2.3 TD	96 /	PD/471-A	Girling	PD/470	Girling	
KORANDO 2.9 TD	96 /	PD/471-A	Girling	PD/470	Girling	
MUSSO 2.0 TD	96 /	PD/471-A	Girling	PD/470	Girling	
MUSSO 2.3 TD	96 /	PD/471-A	Girling	PD/470	Girling	
MUSSO 2.9 TDI	96 /	PD/471-A	Girling	PD/470	Girling	
MUSSO 601	96 /	PD/471-A	Akebono	PD/470	Girling	
MUSSO 601 TDI / 602 TDI	99 /	PD/471-A	Akebono	PD/470	Girling	
MUSSO 602 Full	95 /	PD/471-A	Akebono	PD/470	Girling	

<b>SUBARU</b>						
BAJA	03 / 06			PD/619	Akebono	
BAJA	03	PD/749				
COUPE SVX	93 /	PD/427	Akebono			
FORESTER	03 / 04	PD/749				
FORESTER	09 / 10	PD/749		PD/813		
FORESTER	98 / 02	PD/613	Akebono			Aro 15"
FORESTER 1.5L	07 / 08	PD/379				
IMPRESA	03 / 04	PD/749				
IMPRESA / IMPRESA RS	93 / 98			PD/778		
IMPRESA	97 / 02	PD/613	Akebono			Aro 15"

MODEL / MODELO	YEAR - AÑO	FRONT DELANTERA	SYSTEM SISTEMA	BACK TRASERA	SYSTEM SISTEMA	OBS.
<b>SUBARU</b>						
IMPREZA	93 / 96	PD/423	Sumitomo			
IMPREZA	08 / 10	PD/749		PD/813		
IMPREZA	00 / 02			PD/619	Akebono	
IMPREZA	97 / 01	PD/614	Akebono			Aro 14"
IMPREZA 1.6	93 /	PD/423	Sumitomo			
IMPREZA 1.8	93 /	PD/423	Sumitomo			
IMPREZA WRX	03			PD/619	Akebono	
JUSTY 1.0 4WD	88 /	PD/75	Sumitomo			
JUSTY 1.0 DL / GLS	83 / 88	PD/75	Sumitomo			
LEGACY	90 / 99			PD/778		
LEGACY	05	PD/749		PD/813		
LEGACY	90 / 94	PD/423	Sumitomo			
LEGACY	97 / 99	PD/614	Akebono			Aro 14"
LEGACY	98 / 02	PD/613	Akebono			Aro 15"
LEGACY 2.5i	06 / 10	PD/749		PD/813		
LEGACY 3.0i	04	PD/749		PD/813		
LEGACY 2.0R / 3.0R 2.0L / 3.0L	08 / 09	PD/1067		PD/619		
LEGACY 4 cil	03	PD/749				
LEGACY GT 3.0L	06 / 07	PD/1067		PD/619		
LEGACY I 1.8 16V	89 / 95	PD/423	Sumitomo			
LEGACY I 2.2 16V	89 / 95	PD/423	Sumitomo			
LEGACY I 2.2 16V GX	93 / 98	PD/423	Sumitomo			
LEGACY I 2.2 16V GXI	93 / 98	PD/423	Sumitomo			
LEGACY I 2.2 16V TOURING	93 / 98	PD/423	Sumitomo			
LEGACY II 1.6 16V DL	92 / 98	PD/423	Sumitomo			
LEGACY II 1.6 16V GL	92 / 98	PD/423	Sumitomo			
LEGACY II 1.8 16V GL	92 / 98	PD/423	Sumitomo			
LEGACY II 1.8 16V GLI	92 / 98	PD/423	Sumitomo			
LEGACY II 1.8 16V TOURING	92 / 98	PD/423	Sumitomo			
LEGACY II 2.0 16V DL	93 / 98	PD/423	Sumitomo			
LEGACY II 2.0 16V GL	93 / 98	PD/423	Sumitomo			
LEGACY II 2.0 16V GLI	93 / 98	PD/423	Sumitomo			
LEGACY II 2.0 16V TOURING	93 / 98	PD/423	Sumitomo			
OUTBACK	/ 01	PD/613	Akebono			Aro 15"
SVX	92 / 97			PD/778		
OUTBACK	05 / 09	PD/749		PD/813		
OUTBACK 2.5 i	10	PD/749		PD/813		
TRIBECA H6 3.6L	06 / 09	PD/1067		PD/1076		

<b>SUZUKI</b>						
AERIO	02 / 05	PD/636				
AERIO 2WD / 4WD	06	PD/636				
BALENO 1.3	95 / 02	PD/611	Sumitomo			
BALENO 1.3i 16V	95 / 02	PD/611	Sumitomo			
BALENO 1.6i 16V	95 / 02	PD/611	Sumitomo			
BALENO 1.6i 16V (4x4)	95 / 02	PD/611	Sumitomo			
BALENO 1.8i GT	95 / 02	PD/611	Sumitomo			
BALENO 1.9 TD	95 / 02	PD/611	Sumitomo			
ESTEEM	95 / 02	PD/611	Sumitomo			
FUN 1.0	03 /	PD/42	Teves	FD/61-S/F		
GRAND NOMADE	97 /	PD/432	Akebono			
GRAND VITARA	06 / 08	PD/1077				
GRAND VITARA 1.6/ 2.0/ TD/ 2.5 V6 24V	98 /	PD/432	Akebono			
GRAND VITARA 1.6i	98 /	PD/419	Akebono			
GRAND VITARA 2.0 TD	98 /	PD/432	Sumitomo			
GRAND VITARA 2.0i	98 /	PD/419	Akebono			
GRAND VITARA 2.0i	98 /	PD/432	Sumitomo			
GRAND VITARA 2.5i V6	98 /	PD/432	Sumitomo			
MARUTI ALTO 1.0 EL	94 /	PD/379	Sumitomo			
MARUTI ALTO 0.6	93 / 99	PD/421	Sumitomo			
NOMADE	97 /	PD/432	Akebono			
SAMURAI	92 /	PD/415	Lockheed			

MODEL / MODELO	YEAR - AÑO	FRONT DELANTERA	SYSTEM SISTEMA	BACK TRASERA	SYSTEM SISTEMA	OBS.
<b>SUZUKI</b>						
SAMURAI 1.0 4x4	88 /	PD/441	Sumitomo			
SAMURAI 1.3 4x4	88 /	PD/441	Sumitomo			
SIDEKICK	90 / 96	PD/378	Akebono			2 Puertas
SIDEKICK	95 /	PD/432	Akebono			4 Puertas
SIDEKICK 1.6i	90 / 94	PD/419	Akebono			4 Puertas
SIDEKICK 1.6i	93 /	PD/432	Sumitomo			
SIDEKICK 1.6i	93 /	PD/419	Akebono			
SIDEKICK 1.6i 16V	93 /	PD/432	Sumitomo			
SIDEKICK 1.6i 16V	93 /	PD/419	Akebono			
SJ 410 1.0 4x4	87 /	PD/441	Sumitomo			
SJ 413 1.3 4x4	87 /	PD/441	Sumitomo			
SWIFT 1.0	90 /	PD/380	Akebono			
SWIFT 1.0 GA / GL	92 / 96	PD/447	Akebono			
SWIFT 1.0 GA / GL	89 / 95	PD/379	Sumitomo			
SWIFT 1.3 / 1.3i GL / GLX / GS	89 / 95	PD/447	Akebono			
SWIFT 1.3 16V GTi	90 /	PD/380	Akebono	PD/401	Akebono	
SWIFT 1.3i 16V GTi	86 /	PD/379	Sumitomo			
SWIFT 1.5L	07 / 09	PD/379				
SWIFT 1.6	90 / 93	PD/379	Sumitomo			
SWIFT 1.6 GLX	90 /	PD/380	Akebono			
SWIFT 1.6 i 16V GLX	89 / 96	PD/379	Sumitomo			
VITARA 1.6	91 / 95	PD/419	Akebono			4 Puertas
VITARA 1.6 / 1.6 16V	91 / 96	PD/378	Akebono			2 Puertas
VITARA 1.6 16V	90 / 99	PD/419	Akebono			
VITARA 1.6 / 1.9	95 / 99	PD/432	Akebono			
VITARA 1.6i 16V	88 / 95	PD/378	Akebono			
VITARA 1.6i 16V	90 /	PD/432	Sumitomo			
VITARA 1.6i JLX	88 / 95	PD/419	Akebono			
VITARA 1.9 D	95 / 99	PD/419	Akebono			
VITARA 1.9 D	97 /	PD/419	Akebono			
VITARA 1.9 TD	97 /	PD/419	Akebono			
VITARA 2.0 / TDI	95 / 98	PD/432	Akebono			
VITARA 2.0 16V	96 / 99	PD/432	Akebono			
VITARA 2.0 TD	95 /	PD/432	Sumitomo			
VITARA 2.0 TD / 16V	96 / 99	PD/419	Akebono			
VITARA 2.0 TD / V6	94 / 98	PD/432	Akebono			
VITARA 2.0 TDI	95 / 98	PD/419	Akebono			
VITARA 2.0i 16V	88 / 95	PD/378	Akebono			
VITARA 2.0i 16V	90 /	PD/432	Sumitomo			
VITARA 2.0i V6	95 /	PD/432	Sumitomo			
VITARA 2.0i V6 24V	94 / 98	PD/419	Akebono			
XL7	02 /	PD/432				
XL7	04 / 06	PD/812				
XL7	07 / 09	PD/711		PD/715		

<b>TEREX</b>						
33-03B		4375		4354-A		
PÁ CARREGADEIRA 72-52 B		PD/29		PD/29		
R-22		4375		4354-A		
R-35B		4622		4622		
R-35C		4622		4622		
SCRAPER TS-14B				4354-A		
SCRAPER TS-24				4575		
TRATOR S-14				4354-A		
TRATOR S-24				4575		

<b>TOYOTA</b>						
4 RUNNER 4.0L / 4.7L	90 / 91	PD/115				
4 RUNNER RIN 16"	96 / 02	PD/115				
4 RUNNER RIN 17"	03 / 09	PD/528		PD/695		
4RUNNER	01 / 03	PD/773				

MODEL / MODELO	YEAR - AÑO	FRONT DELANTERA	SYSTEM SISTEMA	BACK TRASERA	SYSTEM SISTEMA	OBS.
<b>TOYOTA</b>						
AVALON	95 / 96	PD/686				
AVALON	95 / 99			PD/703		
AVALON	98 / 05	PD/707				
CAMRY	91 / 01	PD/387	Akebono	TY/320-CP		
CAMRY	02 / 06	PD/745				
CAMRY	90 /	PD/427	Akebono			
CAMRY	90 /	PD/426	Sumitomo			
CAMRY	88 / 00			PD/682		
CAMRY	91	PD/686				
CAMRY	97 / 00	PD/707				
CAMRY	83 / 86	PD/680	Akebono			
CAMRY 2.4L / 3.5 L	08 / 10	PD/1078		PD/753		
CAMRY 6 cil.	01	PD/707				
CAMRY AJ	02 / 05	PD/745		PD/739		
CAMRY AJ / SE / XLE	02 / 04	PD/745		PD/739		
CAMRY AJ / SE / XLE	05 / 06	PD/743		PD/739		
CAMRY ARMADO EN USA	02 / 05	PD/745		PD/730		
CAMRY ARMADO EN USA / SE / XLE	05 / 06	PD/743		PD/730		
CAMRY ARMADO EN USA / SE / XLE 3.0L	02 / 04	PD/745		PD/730		
CAMRY XLE	90 /	PD/387	Akebono	TY/320-CP		
CARINA	90 /	PD/387	Akebono			
CARINA	90 /	PD/427	Akebono			
CARINA	90 /	PD/426	Sumitomo			
CELICA	/ 97	PD/387	Akebono			
CELICA	/ 97	PD/427	Akebono			
CELICA	/ 97	PD/426	Sumitomo			
CELICA	01 / 05	PD/788				
CELICA GTS	00	PD/788				
CELICA	86 / 89	PD/680	Akebono			
CELICA	94 / 97	PD/387				
CELICA ST	90 / 91	PD/680	Akebono			
CELICA 4WD	88 / 90			PD/682		
CELICA GT	94 / 95	PD/686				
CELICA GT	91 / 96			PD/682		
CELICA GTS	86 / 92			PD/682		
CELICA GTS (ABS)	88 / 89			PD/682		
CELICA GTS All Trac / SPORT	93			PD/682		
CELICA Trac TURBO	91 / 92			PD/682		
CELICA TURBO	89			PD/682		
CELICA Convertible	87 / 88	PD/680	Akebono			
COASTER Minibus	97 /	PD/366	Sumitomo			
COROLLA	90 /	PD/387	Akebono			
COROLLA	90 /	PD/427	Akebono			
COROLLA	90 /	PD/426	Sumitomo			
COROLLA	98 / 02	PD/712				
COROLLA	00 / 02			TY/325-CP		Freio traseiro Ø200,0x35,0mm
COROLLA	90	PD/680	Akebono			
COROLLA DLX	85	PD/680	Akebono			
COROLLA DLX	87 / 89	PD/680	Akebono			
COROLLA DLX	91 / 92	PD/680	Akebono			
COROLLA DLX All Trac	88 / 90	PD/680	Akebono			
COROLLA DX	92 / 5-02	PD/387	Akebono	TY/320-CP		
COROLLA FX / FX16	87 / 88	PD/680	Akebono			
COROLLA FX16 GTS	88	PD/680	Akebono			
COROLLA GTS	88 / 92	PD/680	Akebono			
COROLLA FIELDER XE1 1.8	04 / 05-08	PD/491	TRW	PD/512	TRW	
COROLLA GLI 1.8 16V	06-08 /	PD/669	Bosch	PD/689	Bosch	
COROLLA LE	92 / 5-02	PD/387	Akebono	TY/320-CP		
COROLLA LE	84 / 92	PD/680				
COROLLA LE	93 / 97	PD/387				

MODEL / MODELO	YEAR - AÑO	FRONT DELANTERA	SYSTEM SISTEMA	BACK TRASERA	SYSTEM SISTEMA	OBS.
<b>TOYOTA</b>						
COROLLA LE	06 / 08	PD/669		PD/689		
COROLLA LE	06 / 08	PD/740				
COROLLA LE 1.8L	03 / 08	PD/748				
COROLLA SE-G 1.8 16V	06-02 / 05-08	PD/491	TRW	PD/512	TRW	
COROLLA SE-G 1.8 16V	06-08 /	PD/669	Bosch	PD/689	Bosch	
COROLLA XEI 1.8 16V	06-02 / 05-08	PD/491	TRW	PD/512	TRW	
COROLLA XEI 1.8 16V	06-08 /	PD/669	Bosch	PD/689	Bosch	
COROLLA XEI 2.0	06-02 / 05-08	PD/491	TRW	PD/512	TRW	
COROLLA XLE	06 / 09	PD/491		PD/512		
COROLLA XLI 1.6 16V	06-02 / 05-08	PD/491	TRW	PD/512	TRW	
COROLLA XLI 1.8 16V	06-08 /	PD/669	Bosch	PD/689	Bosch	
COROLLA Sport GTS	85	PD/680	Akebono			
COROLLA Sport GTS	87	PD/680	Akebono			
COROLLA SR5	89	PD/680	Akebono			
COROLLA SR5	91	PD/680	Akebono			
COROLLA Sta. Wagon 2WD	88 / 91	PD/680	Akebono			
COROLLA Sta. Wagon 4WD	89 / 93	PD/680	Akebono			
COROLLA Sedan, Liftback	84	PD/680	Akebono			
CORONA	92 / 94	PD/387	Akebono			
CORONA	92 / 94	PD/427	Akebono			
CORONA 2.0	92 /	PD/387	Akebono			
SUPRA	95 / 98	PD/784				
SUPRA	93 / 94	PD/784				
CRESSIDA	89 / 92	PD/607				
CRESSIDA	81 / 88	PD/680				
CRESSIDA Station Wagon	89 / 90	PD/607				
FJ CRUISER 4.0L	07 / 09	PD/528				
HIACE 1.8	83 / 84	PD/429	Akebono			
HIACE 2.0	83 / 84	PD/429	Akebono			
HIACE 2.2 D	83 / 84	PD/429	Akebono			
HIACE 2.4 D	83 / 87	PD/429	Akebono			
HIGHLANDER	01 / 03	PD/790		PD/739		
HIGHLANDER	04 / 06	PD/790		PD/762		
HIGHLANDER Hybrid	06 / 07	PD/764				
HILUX 2.7L	04 / 07	PD/115				
HILUX 1.8 4x2	83 / 94	PD/429	Akebono			
HILUX 4x2	00 /	PD/114	Varga			
HILUX 4x2	05 / 03-09	PD/527	TRW			
HILUX 4x4	05 /	PD/527	TRW			
HILUX 4x4	90 /	PD/115	Sumitomo			
HILUX 4x4	94 /	PD/429	Akebono			
HILUX 4x4	05 / 03-09	PD/527	TRW			
HILUX SW4	05 /	PD/528	Sumitomo			
HILUX 1 Ton. 4x2 STD/ DLX 2.8	00 /	PD/114	Varga			
HILUX 1 Ton. 4x4	99 /	PD/115	Varga			
HILUX 4 RUNNER	92 /	PD/115	Varga			
HILUX 4x4 - HI-ACE	90 / 94	PD/429	Akebono			
HILUX SW4	96 /	PD/115	Varga			
HILUX SW4 SRV	05 /			TY/327-CP		Freio traseiro Ø279,0x60,0mm
HILUX 4WD	93 /			TY/326-CP		Freio traseiro Ø295,0x50,0mm
HILUX T100 1/2 Ton. 4x2 / 4x4	92 /	PD/115	Varga			
HILUX (TODAS)	08 /	PD/1098				
JEEP	59 / 66	TY/251		TY/251		
JEEP	67 / 92	TY/252		TY/252		Est. TY/253
JEEP	93 / 96	TY/254		TY/252		
JEEP	96 /	PD/107	Varga	TY/252		
JEEP- PICK-UP	93 / 96	TY/254		TY/252		
JEEP- PICK-UP	96 /	PD/107	Varga	TY/252		
LAND CRUISER	93 /	PD/115	Varga			
LAND CRUISER PRADO	03 /	PD/528	Sumitomo	PD/695	Sumitomo	
LANDCRUISER	08 / 10	PD/1084		PD/1085		

MODEL / MODELO	YEAR - AÑO	FRONT DELANTERA	SYSTEM SISTEMA	BACK TRASERA	SYSTEM SISTEMA	OBS.
<b>TOYOTA</b>						
LANDCRUISER 4.7L	04 / 07			PD/819		
LEXUS	95 /	PD/426	Sumitomo			
MATRIX	03 / 08	PD/748				
MATRIX 2.4L	09 / 10	PD/744				
MR-2 1.8L	05 / 06	PD/789				
MR-2 SPYDER	05 / 06	PD/789				
MR2	87 / 95	PD/680	Akebono			
PASEO	92 / 99	PD/680	Akebono			
PERUA	59 / 66	TY/251		TY/251		
PERUA	67 / 92	TY/252		TY/252		Est. TY/253
PERUA	93 / 96	TY/254		TY/252		
PERUA	96 /	PD/107	Varga	TY/252		
PICK UP 2WD CAJA CORTA	84 / 95	PD/1031				
PICK UP 2WD V6	85 / 95	PD/429				
PICK UP 4WD	89 / 95	PD/115				
PICK-UP	59 / 66	TY/251		TY/251		
PICK-UP	67 / 92	TY/252		TY/252		Est. TY/253
PICK-UP	93 / 96	TY/254		TY/252		
PICK-UP	96 /	PD/107	Varga	TY/252		
Pickup 1/2Ton,4x2w/LongBed	89 / 91	PD/607				
PREVIA	90 / 97			PD/1035		
PREVIA 2.4i	97 / 00	PD/612	Akebono			
PREVIA 2.4i 4WD	97 / 00	PD/612	Akebono			
RAV 4	93 /	PD/387	Akebono			
RAV 4	93 /	PD/427	Akebono			
RAV 4 2.4L	06 / 09	PD/740		PD/753		
RAV 4 3.5L	06 / 09	PD/744				
RAV-4	01 / 04	PD/628	Sumitomo			
RAV-4	04 / 05	PD/628	Sumitomo	PD/629	Sumitomo	
RAV-4	98 / 02	PD/387	Akebono			
SEQUOIA	01 / 03	PD/724				
SEQUOIA 4.7L	08 / 10	PD/1084		PD/1085		
SIENNA 3.3L	04 / 09	PD/743		PD/793		
SOLARA	99 / 00			PD/682		
SOLARA	99 / 03	PD/707				
SOLARA 3.3L	05 / 06	PD/743		PD/730		
TACOMA	04	PD/773				
TACOMA 2WD / 4WD	03	PD/773				
TACOMA 4WD	95 / 98	PD/773				
TACOMA 4X2	06 / 09	PD/528				
TACOMA 4X4 4.0L	06 / 07	PD/528				
TERCEL	83 / 94	PD/680				
TERCEL	86 / 99	PD/680	Akebono			
TERCEL Station Wagon / Station Wagon 4WD	86 / 88	PD/680	Akebono			
TUNDRA	99 / 03	PD/724				
TUNDRA 4.0L / 4.7L	07 / 10	PD/1084		PD/1085		
YARIS	04 / 05	PD/496				
YARIS	06 / 09	PD/621				

<b>TROLLER</b>						
T4 TDi	00 / 01	PD/418	K. Hayes	PD/50	Varga	
T4 TDi	01 /	PD/72	Teves	PD/50	Varga	
T4 TDi	03 /	PD/72	Teves	PD/76	Varga	
T4 TDi	01 /	PD/676	Teves	PD/50	Varga	
T4 TDi	03 /	PD/676	Teves	PD/76	Varga	

<b>VALMET</b>						
30 D	73 /			TR/313		
62-ID	73 /			TR/313		
360 D	73 /			TR/313		
600 D	73 /			TR/313		

MODEL / MODELO	YEAR - AÑO	FRONT DELANTERA	SYSTEM SISTEMA	BACK TRASERA	SYSTEM SISTEMA	OBS.
<b>VOLKSWAGEN</b>						
1500	81 / 91	PD/317	Tensa	FD/70		
1500 1.8	81 / 92	PD/307	Teves	FD/70		
APOLLO	90 / 92	PD/24 PD/24-A PD/24-B	Teves	FD/64-S/F FD/64-CPA	Varga	
ATLANTIC 1.7L	80 / 85	PD/17				
ATLANTIC 1.8L	86 / 87	PD/328				
BEETLE	07 /	PD/1000-B	Teves	PD/1030	Lucas	
BEETLE 2.0L	98 / 09	PD/58-B		PD/59		
BEETLE 1.8 T	98 /	PD/340-B	Teves	PD/362	Girling	
BEETLE 1.8 T	98 /	PD/384	Teves	PD/362	Girling	
BEETLE 2.3 V5	98 /	PD/340-B	Teves	PD/362	Girling	
BEETLE 2.3 V5	98 /	PD/384	Teves	PD/362	Girling	
BEETLE CABRIO 2.0L	03 / 09	PD/340-B		PD/59		
BEETLE RSI 3.2	98 /	PD/340-B	Teves	PD/362	Girling	
BEETLE RSI 3.2	98 /	PD/384	Teves	PD/362	Girling	
BEETLE SPORT	07 / 09	PD/1000		PD/1030		
BEETLE SPORT GLX 2.5L	07 / 09	PD/340-B		PD/59		
BEETLE TURBO 1.8L T	98 / 09	PD/340-B		PD/59		
BORA 1.8 T	00 /	PD/340-B	Teves	PD/362	Girling	
BORA 1.8 T	00 /	PD/384	Teves	PD/362	Girling	
BORA 2.0	00 /	PD/58 PD/58-B	Teves	PD/362	Girling	
BORA 2.3 V5	99 /	PD/340-B	Teves	PD/362	Girling	
BORA 2.3 V5	99 /	PD/384	Teves	PD/362	Girling	
BORA 2.5L	05 / 09	PD/1000		PD/1030		
BORA 2.8 V6	99 /	PD/340-B	Teves	PD/362	Girling	
BORA 2.8 V6	99 /	PD/384	Teves	PD/362	Girling	
BORA A4GP AUT. 2.0L	07 /	PD/1000-B	Teves	PD/1030	Teves	
BORA A4GP MAN. 2.0L	07 /	PD/1000-B	Teves	PD/1030	Teves	
BORA BASICO 2.0	07 /	PD/1000-B	Teves	PD/1030	Teves	
BORA CONFORT 2.0	07 /	PD/1000-B	Teves	PD/1030	Teves	
BORA TOTAL FLEX 2.0L	07 /	PD/1000-B	Teves	PD/1030	Teves	
BRASÍLIA	73 / 82	PD/5	Teves	VW/272	VW	
BRASILIA 1.6L	74 / 82	PD/5				
CABRIO A3	96 / 02	PD/413 PD/337				
CADDY	97 /	PD/413	Girling	VW/278	VW	Freno tras. Ø230X30
CADY	97 /	PD/413	Girling	VW/277	VW	Discos delant. Ventilados - Freno tras. Ø230X40
CADY	99 /	PD/443	Girling	VW/278	VW	Discos delant. Sólidos - Freno tras. Ø230X30
CARAT	81 / 92	PD/23	Teves	VW/274	VW	
CARAVELLE 2.4 / 2.5 GL	96 /	PD/487	Girling			
CARIBE 1.5L / 1.6L / 1.7L	77 / 86	PD/17				
CARIBE 1.8L	83 / 86	PD/328				
COMBI 1.6L	74 / 88	PD/13				
COMBI 1.8L	89 / 01	PD/13				
CORSAR	86 / 88	PD/495				
CORSAR 1.8L	86 / 88	PD/328				
CRAFTER 3.8 TON	08 / 10	PD/662		PD/663		
CRAFTER 5.0 TON	08 / 10	PD/661		PD/664		
CROSSFOX 1.6L	07 / 09	PD/73				
CROSSFOX 1.6	05 /	PD/73	Teves	VW/276	VW	
CROWN VICTORIA	96 /					Freio de mão FP/99-CP
D-1400	83 / 85	FD/80 FI/118	Varga Master	FI/117 FI/119	Varga Master	
DERBY	97 / 00	PD/367				
DERBY	97 / 00	PD/368				
DERBY	01 / 07	PD/413 PD/337				

MODEL / MODELO	YEAR - AÑO	FRONT DELANTERA	SYSTEM SISTEMA	BACK TRASERA	SYSTEM SISTEMA	OBS.
<b>VOLKSWAGEN</b>						
DERBY	01 / 07	PD/329				
DERBY 1.8L	95 / 96	PD/328				
DERBY 1.8L / 2.0L	01 / 09	PD/73				
EOS	07 / 09	PD/1000-B	Teves	PD/1030	Lucas	
EOS 1.6 FSi	03-06 /	PD/1000-B	Teves	PD/1030	Lucas	
EOS 2.0 FSi	03-06 /	PD/1000-B	Teves	PD/1030	Lucas	
EOS 2.0 TDi	03-06 /	PD/1000-B	Teves	PD/1030	Lucas	
EOS 3.6 FSi	03-06 /	PD/1000-B	Teves	PD/1030	Lucas	
EOS TURBO 2.0L T	10 /	PD/1000		PD/1030		
ESCARABAJO	83 /	PD/5	Teves			
EUROVAN	05 / 06			PD/592-B		
EUROVAN	03 / 05	PD/406 PD/406-B				
EUROVAN 2.5L	00 / 02	PD/406				
EUROVAN 2.4	93 /	PD/487	Girling			
EUROVAN 2.4	93 /	PD/487	Girling			
EUROVAN TDI 1.9L	06 / 09			PD/592-B		
FOX 1.0	03 /	PD/368	Teves	VW/276	VW	Rin 13" - disco ventilado
FOX 1.0	03 /	PD/367	Bosch	VW/276	VW	Aro 13" - disco sólido
FOX 1.0	03 /	PD/73	Teves	VW/276	VW	Aro 14"
FOX 1.6	03 /	PD/73	Teves	VW/276	VW	
FURGÃO 1500	67 / 75	VW/270	VW	VW/271	VW	
FURGÃO 1600	76 / 82	VW/270	VW	VW/271	VW	
FUSCA 1600	83 / 86	PD/5	Teves	VW/262	VW	
FUSCA 1600	93 / 96	PD/5	Teves	VW/262	VW	
GACEL	81 / 92	PD/23	Teves	VW/274	VW	
GOL	09 / 10	PD/367				
GOL 1.0	94 / 95	PD/43	Teves	VW/274	VW	
GOL 1.0	95 / 06-00	PD/23	Teves	VW/274	VW	
GOL 1.0	96 / 06-00	PD/54	Varga	VW/274	VW	
GOL 1.0	07-00 / 06-09	PD/51 PD/54	Teves Varga	VW/276	VW	
GOL 1.0	07-09 /	PD/81 PD/54	Teves Varga	VW/276	VW	
GOL 1.0	08 /	PD/367	Bosch			(Geração V)
GOL 1.0	08 /	PD/368	Teves			(Geração V) disco ventilado
GOL 1.0	94 / 95	PD/43	Teves	VW/274	VW	
GOL 1.0 / 1.6	95 / 06-00	PD/23	Teves	VW/274	VW	
GOL 1.0 / 1.6	96 / 06-00	PD/54	Varga	VW/274	VW	
GOL 1.0 / 1.6 / 1.8	07-00 /	PD/51	Teves	VW/276	VW	
GOL 1.0 / 1.6 / 1.8	07-00 /	PD/54	Varga	VW/276	VW	
GOL 1.0 SPECIAL	98 /	PD/23 PD/54	Teves Varga	VW/274	VW	
GOL 1.000	92 / 93	PD/17	Teves	VW/274	VW	
GOL 1.6	94 / 95	PD/43	Teves	VW/274	VW	
GOL 1.6	83 / 93	PD/17	Teves	VW/274	VW	
GOL 1.6	94 / 95	PD/43	Teves	VW/274	VW	
GOL 1.6	95 / 06-00	PD/23	Teves	VW/274	VW	
GOL 1.6	96 / 06-00	PD/54	Varga	VW/274	VW	
GOL 1.6	07-00 / 06 -09	PD/51 PD/54	Teves Varga	VW/276	VW	
GOL 1.6	07-09 /	PD/81 PD/54	Teves Varga	VW/276	VW	
GOL 1.6	08 /	PD/368	Teves			(Geração V) disco ventilado
GOL 1.6	08 /	PD/367	Bosch			(Geração V)
GOL 1.6 GL	92 / 94	PD/17	Teves	VW/274	VW	
GOL 1.8	84 / 06-00	PD/23	Teves	VW/274	VW	
GOL 1.8	96 / 06-00	PD/54	Varga	VW/274	VW	



MODEL / MODELO	YEAR - AÑO	FRONT DELANTERA	SYSTEM SISTEMA	BACK TRASERA	SYSTEM SISTEMA	OBS.
<b>VOLKSWAGEN</b>						
GOL 1.8	07-00 / 06 -09	PD/51 PD/54	Teves Varga	VW/276	VW	
GOL 1.8	07-09 /	PD/81 PD/54	Teves Varga	VW/276	VW	
GOL 1.8	/ 06-00	PD/23	Teves	VW/274	VW	
GOL 1.8	96 / 06-00	PD/54	Varga	VW/274	VW	
GOL 1000	92 / 93	PD/17	Teves	VW/274	VW	
GOL 1300	80	PD/16	Teves	VW/273	VW	
GOL 1600	81 / 83	PD/16	Teves	VW/274	VW	
GOL 2.0	/ 94	PD/28	Teves	VW/276	VW	
GOL 2.0	88 / 94	PD/28	Teves	VW/276	VW	
GOL 2.0	95 / 97	PD/44 PD/44-B PD/45	Teves Teves Varga	VW/276	VW	com ABS
GOL 2.0 GTI	94 /	PD/45	Varga	VW/276	VW	
GOL 2.0 GTI	94 /	PD/44	Teves	VW/276	VW	
GOL 2.0 GTI	95 /	PD/44-B	Teves	VW/276	VW	
GOL GL 1.6	83 / 94	PD/16	Teves	VW/273	VW	
GOL GTI 16V	95 /	PD/44 PD/44-B PD/45	Teves Teves Varga	PD/36	Teves	com ABS
GOL GTI 2.0	94 /	PD/44 PD/44-B PD/45	Teves Teves Varga	VW/276	VW	
GOLF 1.6	04-02 /	PD/73 PD/73-B	Teves	PD/362	Girling	
GOLF 1.6 / 1.8 / 1.9	99 / 03-02	PD/58 PD/58-B	Teves	PD/362	Girling	
GOLF 1.6 / 2.0 8V	99 / 03-02	PD/58 PD/58-B	Teves	PD/362	Girling	Brasileiro
GOLF 1.6 / 2.0 8V	04-02 /	PD/73 PD/73-B	Teves	PD/362	Girling	Brasileiro
GOLF 1.8 / 2.0 GTI	98 /	PD/337	Girling	PD/362	Girling	Discos Ventilados
GOLF 1.8 GTI	99 /	PD/329	Girling	PD/362	Girling	Discos Ventilados
GOLF 1.8 GTI	99 /	PD/466	Girling	PD/362	Girling	Discos Ventilados
GOLF 1.9 TDi	99 /	PD/467	Girling			Discos Sólidos
GOLF 1.9 TDL	97 /	PD/413	Girling			Discos Ventilados
GOLF 1.9 TDL	97 /	PD/466	Girling			Discos Ventilados
GOLF 1.9 TDL	99 /	PD/443	Girling			Discos Sólidos
GOLF 2.0 8V	99 / 03-02	PD/58 PD/58-B	Teves	PD/362	Girling	
GOLF 2.0 8V	04-02 /	PD/73 PD/73-B	Teves	PD/362	Girling	
GOLF A2	87 / 92	PD/495				
GOLF A2 1.8L	87 / 92	PD/328				
GOLF A2 GTI	88 / 92	PD/495				
GOLF A3	95 / 99	PD/368				
GOLF A3	97 / 99	PD/329		PD/362		
GOLF A3	96 / 99	PD/384		PD/362		
GOLF A3 1.8L	93 / 95	PD/328				
GOLF A3 1.8L	95 / 99	PD/367				
GOLF A3 2.0L	93 / 99	PD/413 PD/337				
GOLF A3 2.0L	97 / 99	PD/413 PD/337		PD/362		
GOLF A3 2.8L	95 /	PD/443 PD/602		PD/362		
GOLF A3 GTI	93 / 99	PD/413 PD/337		PD/362		
GOLF A3 GTI	93 / 99	PD/413 PD/337		PD/362		
GOLF A4	00 / 07	PD/58-B		PD/59		
GOLF A4 2.0L	00 / 07	PD/58		PD/59		
GOLF A4 TURBO 1.8L T	00 / 04	PD/340-B		PD/59		
GOLF A5	07 / 09	PD/1000		PD/1030		
GOLF GL 1.8	91 / 94	PD/328	K. Hayes	VW/276	VW	

MODEL / MODELO	YEAR - AÑO	FRONT DELANTERA	SYSTEM SISTEMA	BACK TRASERA	SYSTEM SISTEMA	OBS.
<b>VOLKSWAGEN</b>						
GOLF GL 1.8	95 /	PD/329 PD/367	Girling Bosch	VW/276	VW	
GOLF GL 1.8 / GLX	94 /	PD/328	Kelsey Hayes			Discos Sólidos
GOLF GL 1.8 / GLX	95 /	PD/367	Girling	VW/276		Discos Sólidos
GOLF GL 1.8 / GLX	95 /	PD/368	Girling	VW/276		Discos Ventilados
GOLF GLX 2.0	94 / 98	PD/329 PD/367	Girling Bosch	VW/276	VW	
GOLF GTi	07 /	PD/1000-B	Teves	PD/1030	Lucas	
GOLF GTi 2.0	94 / 98	PD/329 PD/367	Girling Bosch	PD/362	Girling	
GOLF GTi 1.8 TURBO	98 /	PD/384-A	Teves	PD/362	Girling	
GOLF GTi 2.0	94 / 95	PD/329	Girling	PD/362	Girling	Discos Ventilados
GOLF GTi 2.0	94 / 95	PD/466	Girling	PD/362	Girling	Discos Ventilados
GOLF GTi 2.0	94 / 95	PD/336	Girling	PD/362	Girling	Discos Sólidos
GOLF GTi 2.0	94 / 95	PD/467	Girling	PD/362	Girling	Discos Sólidos
GOLF GTi 2.0 16V	94 /	PD/329	Girling	PD/362	Girling	Discos Ventilados
GOLF GTi 2.0 16V	94 /	PD/466	Girling	PD/362	Girling	Discos Ventilados
GOLF GTi 2.0 16V	94 /	PD/336	Girling	PD/362	Girling	Discos Sólidos
GOLF GTi 2.0 16V	94 /	PD/467	Girling	PD/362	Girling	Discos Sólidos
GOLF GTi MKV	06 /	PD/1000-B	Teves	PD/1030	Lucas	
GOLF VARIANT 2.0 GL	94 /	PD/329	Girling	PD/362	Girling	Discos Ventilados
GOLF VARIANT 2.0 GL	94 /	PD/466	Girling	PD/362	Girling	Discos Ventilados
JETTA	06 / 09	PD/1000-B	Teves	PD/1030	Lucas	
JETTA 1.6 FSi	08-05 /	PD/1000-B	Teves	PD/1030	Lucas	
JETTA 1.6i	08-05 /	PD/1000-B	Teves	PD/1030	Lucas	
JETTA 1.9 TDi	08-05 /	PD/1000-B	Teves	PD/1030	Lucas	
JETTA 2.0 Fsi	08-05 /	PD/1000-B	Teves	PD/1030	Lucas	
JETTA 2.0 TDi	08-05 /	PD/1000-B	Teves	PD/1030	Lucas	
JETTA A2	87 / 92	PD/495				
JETTA A2 1.8L	87 / 92	PD/328				
JETTA A2 GLI 2.0L	90 / 93	PD/467		PD/362		
JETTA A3	95 / 99	PD/368				
JETTA A3	97 / 99	PD/329		PD/362		
JETTA A3 1.8L	93 / 94	PD/328				
JETTA A3 1.8L	95 / 99	PD/367				
JETTA A3 2.0L	93 / 96	PD/413 PD/337		PD/362		
JETTA A3 2.0L	97 / 99	PD/413 PD/337		PD/362		
JETTA A3 VR6	96 / 99	PD/384		PD/362		
JETTA A3 VR6 2.8L	93 / 95	PD/443 PD/602		PD/362		
JETTA A4	99 / 09	PD/58-B		PD/59		
JETTA A4 2.0L	99 / 09	PD/58-B		PD/59		
JETTA A4 2.0L	01 / 03	PD/58-B		PD/59		
JETTA A4 TURBO 1.8L T	99 / 07	PD/340-B		PD/59		
JETTA A4 VR6 2.8L	99 / 04	PD/340-B		PD/59		
JETTA BASE 2.5L	09 /	PD/1000-B	Teves	PD/1030	Lucas	
JETTA BASE 2.5L 170 CV	09 /	PD/1000-B	Teves	PD/1030	Lucas	
JETTA TDI	05 /	PD/1000-B	Teves	PD/1030	Lucas	
JETTA VARIANT BASE 2.5L 170 CV	09 /	PD/1000-B	Teves	PD/1030	Lucas	
KARMAN-GUIA	62 / 69	VW/262	VW	VW/264	VW	
KLEINBUS 2000	94 /	PD/473	Girling			
KOMBI - FURGON	81 / 86	PD/306	Varga	VW/270	VW	
KOMBI 1200	57 / 66	VW/266	VW	VW/267	VW	
KOMBI 1500	67 / 75	VW/270	VW	VW/271	VW	
KOMBI 1600	76 / 82	VW/270	VW	VW/271	VW	
KOMBI FURGÃO	82 /	PD/13	Teves	VW/275	VW	
KOMBI PICK-UP	82 /	PD/13	Teves	VW/275	VW	
LOGUS 1.6	93 / 97	PD/34 PD/35	Teves Bendix	FD/63-S/F FD/126-CPA	Varga	

MODEL / MODELO	YEAR - AÑO	FRONT DELANTERA	SYSTEM SISTEMA	BACK TRASERA	SYSTEM SISTEMA	OBS.
<b>VOLKSWAGEN</b>						
LOGUS 1.8	93 / 97	PD/34 PD/35	Teves Bendix	FD/63-S/F FD/126-CPA	Varga	
LOGUS GLS 2.0	93 / 97	PD/39	Teves	PD/36	Teves	
LUPO 1.6L	04 / 09	PD/73				
NEW BEATLE 2.0 8V	99 /	PD/58 PD/58-B	Teves			
PARATI	82 / 86	PD/17	Teves	VW/274	VW	
PARATI 1.0	97 /	PD/51	Teves	VW/276	VW	
PARATI 1.0	97 /	PD/54	Varga	VW/276	VW	
PARATI 1.0 16V	97 / 06-09	PD/51 PD/54	Teves Varga	VW/276	VW	
PARATI 1.0 16V	07-09 /	PD/81 PD/54	Teves Varga	VW/276	VW	
PARATI 1.6	86 / 93	PD/17	Teves	VW/276	VW	
PARATI 1.6	94 / 95	PD/43	Teves	VW/276	VW	
PARATI 1.6	95 / 06-09	PD/51 PD/54	Teves Varga	VW/276	VW	
PARATI 1.6	07-09 /	PD/81 PD/54	Teves Varga	VW/276	VW	
PARATI 1.6	86 / 93	PD/17	Teves	VW/276	VW	Brasileros
PARATI 1.6	94 / 95	PD/43	Teves	VW/274	VW	
PARATI 1.6 / 1.8	95 /	PD/51	Teves	VW/276	VW	
PARATI 1.6 / 1.8	95 /	PD/54	Varga	VW/276	VW	
PARATI 1.8	86 / 95	PD/23	Teves	VW/276	VW	
PARATI 1.8	95 / 06-09	PD/51 PD/54	Teves Varga	VW/276	VW	
PARATI 1.8	07-09 /	PD/81 PD/54	Teves Varga	VW/276	VW	
PARATI 1.8	95 /	PD/44 PD/44-B PD/45	Teves Teves Varga	VW/276	VW	com ABS
PARATI 1.8	86 / 95	PD/23	Teves	VW/276	VW	
PARATI 1.8	95 /	PD/44	Teves	PD/36	Teves	Con ABS
PARATI 1.8	95 /	PD/45	Varga	PD/36	Teves	Con ABS
PARATI 1.8	95 /	PD/44	Teves	VW/276	VW	Con ABS
PARATI 1.8	95 /	PD/45	Varga	VW/276	VW	Con ABS
PARATI 1.8 16V	95 /	PD/44 PD/44-B PD/45	Teves Teves Varga	PD/36	Teves	com ABS
PARATI 2.0	97 / 06-09	PD/51 PD/54	Teves Varga	VW/276	VW	
PARATI 2.0	07-09 /	PD/81 PD/54	Teves Varga	VW/276	VW	
PARATI 2.0	97 /	PD/44 PD/44-B PD/45	Teves Teves Varga	PD/36	Teves	com ABS
PASSAT	74 / 78	PD/17	Teves	VW/273	VW	
PASSAT	02 / 05	PD/525-A		PD/59		
PASSAT 1.9 TDi	08-05 /	PD/1000-B	Teves	PD/1030	Lucas	
PASSAT 2.0L	91 /	PD/413 PD/337		PD/362		
PASSAT 2.0L	92 / 93	PD/443 PD/602		PD/362		
PASSAT 2.0T / 3.6L	06 / 09	PD/1000		PD/1030		
PASSAT 1.6	79 / 89	PD/17	Teves	VW/274	VW	
PASSAT 1.6	10-00 /	PD/525-A	Teves	PD/362	Girling	Importado
PASSAT 1.6 / 1.8 / 1.9	97 /	PD/413	Girling			Discos Ventilados
PASSAT 1.6 / 1.8 / 1.9	97 /	PD/466	Girling			Discos Ventilados
PASSAT 1.6 / 1.8 / 1.9	97 /	PD/443	Girling			Discos Sólidos
PASSAT 1.6 / 1.8 / 1.9	97 /	PD/467	Girling			Discos Sólidos
PASSAT 1.6 / 1.9	95 /	PD/336	Girling			Discos Sólidos
PASSAT 1.6 / 1.9	95 /	PD/467	Girling			Discos Sólidos
PASSAT 1.6 FSi	08-05 /	PD/1000-B	Teves	PD/1030	Lucas	
PASSAT 1.6i	08-05 /	PD/1000-B	Teves	PD/1030	Lucas	

MODEL / MODELO	YEAR - AÑO	FRONT DELANTERA	SYSTEM SISTEMA	BACK TRASERA	SYSTEM SISTEMA	OBS.
<b>VOLKSWAGEN</b>						
PASSAT 1.8	10-00 /	PD/525-A	Teves	PD/362	Girling	Importado
PASSAT 1.8	84 / 89	PD/23	Teves	VW/274	VW	
PASSAT 1.8 / 2.0	98 /	PD/337	Girling	PD/362	Girling	Discos Ventilados
PASSAT 1.8 20V	97 / 04-99	PD/384	Teves	PD/362	Girling	Importado
PASSAT 1.8 20V/ TURBO/ 2.0 20V	97 /	PD/384 PD/384-A	Teves			
PASSAT 1.8 i GT / 2.0 GT 16V	90 /	PD/329	Girling	PD/362	Girling	Discos Ventilados
PASSAT 1.8 i GT / 2.0 GT 16V	90 /	PD/466	Girling	PD/362	Girling	Discos Ventilados
PASSAT 1.8 Turbo	97 / 04-99	PD/384	Teves	PD/362	Girling	Importado
PASSAT 1.9 TDi	10-00 / 07-05	PD/525-A	Teves	PD/362	Girling	Importado
PASSAT 2.0	10-00 /	PD/525-A	Teves	PD/362	Girling	Importado
PASSAT 2.0	88 / 96	PD/329 PD/367	Girling Bosch	PD/362	Girling	Importado
PASSAT 2.0	10-00 /	PD/525-A	Teves	PD/362	Girling	Importado
PASSAT 2.0 16V	93 / 96	PD/384-A	Teves	PD/362	Girling	Importado
PASSAT 2.0 20V	97 / 04-99	PD/384	Teves	PD/362	Girling	Importado
PASSAT 2.0 FSi	08-05 /	PD/1000-B	Teves	PD/1030	Lucas	
PASSAT 2.0 i 16V CL, GL, GT, GLS	89 /	PD/329	Girling	PD/362	Girling	Discos Ventilados
PASSAT 2.0 i 16V CL, GL, GT, GLS	89 /	PD/466	Girling	PD/362	Girling	Discos Ventilados
PASSAT 2.0 i GT 16V	95 /	PD/329	Girling	PD/362	Girling	Discos Ventilados
PASSAT 2.0 i GT 16V	95 /	PD/466	Girling	PD/362	Girling	Discos Ventilados
PASSAT 2.0 TDi	08-05 /	PD/1000-B	Teves	PD/1030	Lucas	
PASSAT 2.3 VR5	10-00 /	PD/525-A	Teves	PD/362	Girling	Importado
PASSAT 2.5 TDi	10-00 /	PD/525-A	Teves	PD/362	Girling	Importado
PASSAT 2.8 V6	97 / 04-99	PD/384	Teves	PD/362	Girling	Importado
PASSAT 2.8 V6	10-00 /	PD/525-A	Teves	PD/362	Girling	Importado
PASSAT 2.8 VR6	93 / 96	PD/384 PD/384-A	Teves	PD/362	Girling	Importado
PASSAT 3.2 FSi	08-05 /	PD/1000-B	Teves	PD/1030	Lucas	
PASSAT 3.6i R36 4M	08-05 /	PD/1000-B	Teves	PD/1030	Lucas	
PASSAT 4-MOTION 2.8L	06 / 08	PD/1055		PD/59		
PASSAT 4-MOTION 3.6L	06 / 08			PD/1030		
PASSAT CC 3.6L	06 / 08	PD/1000		PD/1030		
PASSAT CC 1.8 FSi	06-08 /	PD/1000-B	Teves	PD/1030	Lucas	
PASSAT CC 2.0 FSi	06-08 /	PD/1000-B	Teves	PD/1030	Lucas	
PASSAT CC 2.0 TDi	06-08 /	PD/1000-B	Teves	PD/1030	Lucas	
PASSAT CC 3.6 4 MOTION	06-08 /	PD/1000-B	Teves	PD/1030	Lucas	
PASSAT TURBO 1.8L T	92 / 93	PD/467		PD/362		
PASSAT TURBO 1.8L T	99 / 01	PD/384-A		PD/362		
PASSAT VARIANT 1.6 FSi	08-05 /	PD/1000-B	Teves	PD/1030	Lucas	
PASSAT VARIANT 1.6i	08-05 /	PD/1000-B	Teves	PD/1030	Lucas	
PASSAT VARIANT 1.9 TDi	08-05 /	PD/1000-B	Teves	PD/1030	Lucas	
PASSAT VARIANT 2.0 FSi	08-05 /	PD/1000-B	Teves	PD/1030	Lucas	
PASSAT VARIANT 2.0 TDi	08-05 /	PD/1000-B	Teves	PD/1030	Lucas	
PASSAT VARIANT 3.2 FSi	08-05 /	PD/1000-B	Teves	PD/1030	Lucas	
PASSAT VARIANT 3.6i R36 4M	08-05 /	PD/1000-B	Teves	PD/1030	Lucas	
PASSAT VR6	96 / 97	PD/384-A		PD/362		
PASSAT VR6	99 / 01	PD/384-A		PD/362		
PASSAT VR6	02 / 05	PD/525-A		PD/59		
PASSAT VR6 2.8L	96 / 97	PD/384		PD/362		
PASSAT WAGON	07 /	PD/1000-B	Teves	PD/1030	Lucas	
PASSAT WAGON 2.8L	96 / 97	PD/384		PD/362		
PHAETON	04 / 06			PD/592-B		
PICK-UP 1500	67 / 75	VW/270	VW	VW/271	VW	
PICK-UP 1600	76 / 82	VW/270	VW	VW/271	VW	
POINTER	98 / 00	PD/23				
POINTER	98 / 05	PD/51				
POINTER	98 / 05	PD/54				
POINTER 1.8L	06 / 08	PD/45				
POINTER 1.8	94 / 96	PD/34 PD/35	Teves Bendix	FD/63-S/F FD/126-CPA	Varga	
POINTER 1.8 / 2.0 / 2.0 Gii	93 / 96	PD/34 PD/35	Teves Bendix	FD/63-S/F FD/126-CPA	Varga	

MODEL / MODELO	YEAR - AÑO	FRONT DELANTERA	SYSTEM SISTEMA	BACK TRASERA	SYSTEM SISTEMA	OBS.
<b>VOLKSWAGEN</b>						
POINTER 2.0	94 / 96	PD/34 PD/35	Teves Bendix	FD/63-S/F FD/126-CPA	Varga	
POINTER GLI 2.0	94 / 96	PD/34 PD/35	Teves Bendix	FD/63-S/F FD/126-CPA	Varga	
POINTER GTI 2.0	94 / 96	PD/39	Teves	PD/36	Teves	
POINTER GTI 2.0L	00 / 06	PD/45				
POINTER PICK UP 1.8L	99 / 06	PD/54				
POINTER WAGON	99 / 05	PD/51				
POINTER WAGON 1.8L	99 / 06	PD/54				
POLO 1.6L	03 / 07	PD/58				
POLO 2.0L	03 / 07	PD/520				
POLO 1.0 16V	02 /	PD/367	Bosch	VW/276	VW	Aro 13"
POLO 1.0 16V	02 /	PD/73 PD/73-B	Teves	VW/276	VW	Aro 14"
POLO 1.6	02 /	PD/73 PD/73-B	Teves	VW/276	VW	Aro 14"
POLO 2.0	02 /	PD/520	Girling	PD/362	Girling	Aro 15"
POLO Clasicc / Diesel	/ 11-96	PD/328	Kelsey Hayes	VW/276	VW	
POLO Clasicc / Diesel	12-96 /	PD/367	Girling	VW/276	VW	Discos Sólidos
POLO Clasicc / Diesel	12-96 /	PD/368	Girling	VW/276	VW	Discos Ventilados
POLO CLASSIC	94 / 95	PD/328	K. Hayes			
POLO CLASSIC	96 /	PD/329 PD/367	Girling Bosch			
POLO CLASSIC 1.6	96 /	PD/368	Teves			disco ventilado
POLO CLASSIC SD	96 /	PD/368	Teves			disco ventilado
QUANTUM 1.8	85 / 88	PD/23	Teves	VW/276	VW	
QUANTUM 1.8	88 / 94	PD/28	Teves	VW/276	VW	
QUANTUM 1.8	94 /	PD/44 PD/44-B PD/45	Teves Teves Varga	VW/276	VW	
QUANTUM 1.8 / 2.0	/ 94	PD/28	Teves	VW/276	VW	
QUANTUM 1.8 / 2.0	94 /	PD/45	Varga	VW/276	VW	
QUANTUM 1.8 / 2.0	94 /	PD/44	Teves	VW/276	VW	
QUANTUM 1.8 / 2.0	95 /	PD/44-B	Teves	VW/276	VW	
QUANTUM 2.0	88 / 94	PD/28	Teves	VW/276	VW	
QUANTUM 2.0	94 /	PD/44 PD/44-B PD/45	Teves Teves Varga	VW/276	VW	
ROUTAN 3.8L	09 / 10	PD/1026		PD/300		
SANTANA 1.8	85 / 88	PD/23	Teves	VW/274	VW	
SANTANA 1.8	88 / 94	PD/28	Teves	VW/274	VW	
SANTANA 1.8	94 /	PD/44 PD/44-B PD/45	Teves Teves Varga	VW/274	VW	
SANTANA 1.8 / 2.0	88 / 94	PD/28	Teves	VW/274	VW	
SANTANA 2.0	94 /	PD/44	Teves	VW/276	VW	
SANTANA 2.0	94 /	PD/45	Varga	VW/276	VW	
SANTANA 2.0	85 / 88	PD/23	Teves	VW/276	VW	
SANTANA 2.0	88 / 94	PD/28	Teves	VW/276	VW	
SANTANA 2.0	94 /	PD/44 PD/44-B PD/45	Teves Teves Varga	VW/276	VW	
SAVEIRO	83 / 86	PD/17	Teves	VW/274	VW	
SAVEIRO 1.6	95	PD/23	Teves	VW/276	VW	
SAVEIRO 1.6	86 / 93	PD/17	Teves	VW/276	VW	
SAVEIRO 1.6	94 / 95	PD/43	Teves	VW/276	VW	
SAVEIRO 1.6	95 / 06-09	PD/51 PD/54	Teves Varga	VW/276	VW	
SAVEIRO 1.6	07-09 /	PD/81 PD/54	Teves Varga	VW/276	VW	
SAVEIRO 1.6	86 / 93	PD/17	Teves	VW/276	VW	
SAVEIRO 1.6 / 1.8	95 /	PD/51	Teves	VW/276	VW	
SAVEIRO 1.6 / 1.8	95 /	PD/54	Varga	VW/276	VW	
SAVEIRO 1.8	86 / 95	PD/23	Teves	VW/276	VW	

MODEL / MODELO	YEAR - AÑO	FRONT DELANTERA	SYSTEM SISTEMA	BACK TRASERA	SYSTEM SISTEMA	OBS.
<b>VOLKSWAGEN</b>						
SAVEIRO 1.8	95 / 06-09	PD/51 PD/54	Teves Varga	VW/276	VW	
SAVEIRO 1.8	07-09 /	PD/81 PD/54	Teves Varga	VW/276	VW	
SAVEIRO 2.0	98 / 06-09	PD/51 PD/54	Teves Varga	VW/276	VW	
SAVEIRO 2.0	07-09 /	PD/81 PD/54	Teves Varga	VW/276	VW	
SAVEIRO 2.0	98 /	PD/44 PD/44-B PD/45	Teves Teves Varga	VW/276	VW	com ABS
SEDAN 1.6L	92 / 03	PD/5				
SEDAN 1200	53 / 60	VW/264	VW	VW/264	VW	
SEDAN 1200	61 / 66	VW/262	VW	VW/264	VW	
SEDAN 1300	67 / 75	VW/262	VW	VW/264	VW	
SEDAN 1300 L	75 / 82	VW/262	VW	VW/262	VW	
SEDAN 1300 LG	81 / 83	VW/262	VW	VW/262	VW	
SEDAN 1500	70 / 76	PD/5 VW/262	Teves VW	VW/262	VW	
SEDAN 1600	69 / 71			VW/262	VW	4 Portas
SEDAN 1600	75 / 76	PD/5	Teves	VW/262	VW	
SEDAN 1600	77 / 83			VW/272	VW	
SENDA	90 /	PD/23	Teves	VW/274	VW	
SENDA 1.6	94	PD/43	Teves	VW/274	VW	
SP-2	72 / 76	PD/6	Teves	VW/272	VW	
SPACEFOX 1.6	06 /	PD/73	Teves	VW/276	VW	
SPORT VAN 1.6L	07 / 08	PD/58				
TIGUAN	09 /	PD/1000-B	Teves	PD/1030	Lucas	
TL 1600	70 / 75	PD/5	Teves	VW/272	VW	
TOUAREG V6 3.2L	04 / 05	PD/1079				
TOUAREG V6 TDI 3.0L	09 / 10	PD/1079				
TOUAREG V8 4.2L	04 / 07	PD/1064				
TRANSPORTER 1.9 D / TD	90 /	PD/487	Girling			
TRANSPORTER 2.0	90 /	PD/487	Girling			
TRANSPORTER 2.4 / 2.5 SYNCRO	96 /	PD/487	Girling			
TRANSPORTER 2.4 D/ TD/ 2.5 TDi	00 /	PD/481-A	Teves	PD/407	Akebono	
TRANSPORTER 2.5	90 /	PD/487	Girling			
TRANSPORTER 2.5 SYNCRO	96 /	PD/487	Girling			
TRANSPORTER 4 Puertas	96 /	PD/406	Akebono	PD/407	Akebono	
TRANSPORTER 5 Puertas / Elevado	98 /	PD/406	Akebono	PD/407	Akebono	
VAN	99 /	PD/329	Girling	VW/277 VW/278	VW	Freio Ø230X40mm Freio Ø230X30mm
VAN	03 / 06	PD/413 PD/337				
VAN	03 / 06	PD/329				
VARIANT	78 / 80	PD/6	Teves	VW/272	VW	
VARIANT 1600	69 / 77	PD/5	Teves	VW/272	VW	
VARIANT 2.0	88 / 96	PD/329 PD/367	Girling Bosch	PD/362	Girling	Importado
VOYAGE	90 /	PD/23	Teves	VW/274	VW	
VOYAGE	81 / 83	PD/16	Teves	VW/274	VW	
VOYAGE 1.0	09 /	PD/367	Bosch			
VOYAGE 1.6	83 / 93	PD/17	Teves	VW/274	VW	
VOYAGE 1.6	94 / 95	PD/43	Teves	VW/274	VW	
VOYAGE 1.6	95	PD/23	Teves	VW/274	VW	
VOYAGE 1.6	09 /	PD/367	Bosch			
VOYAGE 1.8	84 / 95	PD/23	Teves	VW/274	VW	
VW 11.130	81	VW/256	Bendix	VW/257	Bendix	
VW 11.130	81 / 86	FD/80 FI/118	Varga Master	FI/117 FI/119	Varga Master	
VW 11.140	87 / 89	FD/80 FI/118	Varga Master	FI/117 FI/119	Varga Master	

MODEL / MODELO	YEAR - AÑO	FRONT DELANTERA	SYSTEM SISTEMA	BACK TRASERA	SYSTEM SISTEMA	OBS.
<b>VOLKSWAGEN</b>						
VW 11.140	89 / 90	FD/83	Bendix	FD/84	Bendix	
VW 11.140	91 / 93	FD/86	Master	FD/87	Master	
VW 11.160	85 / 86	FD/80 FI/118	Varga Master	FI/117 FI/119	Varga Master	
VW 12.140	87 / 89	FD/80 FI/118	Varga Master	FI/117 FI/119	Varga Master	
VW 12.140	90 / 91	FD/86	Master	FD/88	Master	
VW 12.140	91 / 96	FD/86	Master	FD/87	Master	
VW 12.140	87 / 89			FI/119	Master	
VW 12.140 H	91 /	FD/86	Master	FD/87	Master	
VW 12.170 BT	97 /	FD/86	Master	FD/87	Master	
VW 13.130	81 / 86	FD/80 FI/118	Varga Master	FI/117 FI/119	Varga Master	
VW 13.150	99 /	FD/86	Master	FD/87	Master	
VW 13.170	99 / 02	FD/86	Master	FD/87	Master	
VW 13.180	99 /	FD/86	Master	FD/87	Master	
VW 13.180 Constellation	06 /	FD/87	Master	FD/87	Master	
VW 13.180 Worker	04 / 08	FD/86	Master	FD/87	Master	
VW 13.180 Worker	08 /	FD/87	Master	FD/87	Master	
VW 13.190	99 /	FD/86	Master	FD/87	Master	
VW 14.140	87 / 89	FD/80 FI/118	Varga Master	FI/117 FI/119	Varga Master	
VW 14.140	89 / 91	FD/86	Master	FD/88	Master	
VW 14.150	91 / 99	FD/86	Master	FD/88	Master	FD/88
VW 14.170	88 / 89	4524-B	Master	4514-G	Master	
VW 14.170 BT	97 /	FD/86	Master	FD/88	Master	
VW 14.200	91 /	FD/86	Master	FD/88	Master	
VW 14.210	88 / 91	4524-B	Master	4514-G	Master	
VW 14.220	91 / 99	FD/86	Master	FD/88	Master	FD/88
VW 15.160	99 /	FD/86	Master	FD/88	Master	FD/88
VW 15.170	09-99 / 02	FD/86	Master	FD/88	Master	
VW 15.180	09-99 /	FD/86	Master	FD/88	Master	
VW 15.180	05 /	FD/88	Master	4710	Master	Ônibus
VW 15.180	00 /	FD/86	Master	FD/88	Master	
VW 15.180 Constellation	06 /	FD/87	Master	FD/88	Master	
VW 15.180 Worker		FD/86	Master	FD/88	Master	
VW 15.180 worker		FD/87	Master	FD/88	Master	
VW 15.190	09-99 /	FD/86	Master	FD/87	Master	
VW 15.190 EOD	07 /	FD/88	Master	4710	Master	Ônibus
VW 16.170	88 / 89	4524-B	Master	4514-G	Master	
VW 16.170	90 / 96	FD/87	Master	FD/88	Master	
VW 16.170	90 / 96	FD/87	Master	FD/88	Master	
VW 16.170 BT	97 / 99	FD/87	Master	FD/88	Master	3° eixo FD/88
VW 16.180 B	93 / 97	FD/87	Master	FD/88	Master	Ônibus
VW 16.200	97 /	FD/87	Master	FD/88	Master	3° eixo FD/88
VW 16.210	88 / 90	4524-B	Master	4514-G	Master	
VW 16.210 B	98 / 09-00	FD/88	Master	4710	Master	Ônibus
VW 16.210 CO	10-00 / 02	FD/88	Master	4710	Master	
VW 16.210 H	88 / 90	4524-B	Master	4514-G	Master	
VW 16.220	90 / 96	FD/87	Master	FD/88	Master	
VW 16.220	97 /	FD/87	Master	FD/88	Master	3° eixo FD/88
VW 16.220	90 / 96	FD/87	Master	FD/88	Master	
VW 16.300	96 / 00	FD/87	Master	FD/88	Master	
VW 17.160	99 /	FD/87	Master	FD/88	Master	FD/88 Argentino
VW 17.180 Worker	04 /	FD/87	Master	FD/88	Master	
VW 17.210	09-99 /	FD/87	Master	FD/88	Master	
VW 17.210	09-99 /	FD/88	Master	4710	Master	Lixo
VW 17.210	00 /	FD/87	Master	FD/88	Master	
VW 17.210 OD	09-99 /	FD/88	Master	4710	Master	Ônibus
VW 17.220	09-99 /	FD/87	Master	FD/88	Master	
VW 17.220	09-99 /	FD/88	Master	4710	Master	Lixo

MODEL / MODELO	YEAR - AÑO	FRONT DELANTERA	SYSTEM SISTEMA	BACK TRASERA	SYSTEM SISTEMA	OBS.
<b>VOLKSWAGEN</b>						
VW 17.220	98 /	FD/87	Master	FD/88	Master	FD/88 Argentino
VW 17.220 Worker	04 /	FD/87	Master	FD/88	Master	
VW 17.220 Worker Tractor	04 /	FD/87	Master	FD/88	Master	
VW 17.230 EOD	07 /	FD/88	Master	4710	Master	Ônibus
VW 17.230 EOD V-TRONIC	07 /	FD/88	Master	4710	Master	Ônibus
VW 17.240	00 /	FD/88	Master	4710	Master	Ômnibus
VW 17.240 OT	00 /	FD/88	Master	4710	Master	Ônibus
VW 17.250	06 /	FD/88	Master	4710	Master	Lixo
VW 17.250 Constellation	06 /	FD/87	Master	FD/88	Master	
VW 17.250 E Worker	04 /	FD/87	Master	FD/88	Master	
VW 17.260 EOT	04 /	FD/88	Master	4710	Master	Ônibus
VW 17.260 EOT V-1	05 /	FD/88	Master	4710	Master	Ônibus
VW 17.300	09-99 / 02	FD/87	Master	FD/88	Master	
VW 17.300/35	99 /	FD/87	Master	FD/88	Master	Argentino
VW 17.300/43	99 /	FD/87	Master	FD/88	Master	FD/88 Argentino
VW 17.310 TITAN	09-99 /	FD/87	Master	FD/88	Master	
VW 17-260 EOT	04 /	FD/88	Master	4710	Master	Ômnibus
VW 18.310	01 /	FD/88	Master	4710	Master	Ônibus
VW 18.310 OT	00 /	FD/88	Master	4710	Master	Ônibus
VW 18.310 TITAN	01 /	FD/87	Master	FD/88	Master	
VW 18.320 EOT	07 /	FD/88	Master	4710	Master	Ônibus
VW 19.320 Constellation	06 /	FD/87	Master	FD/88	Master	
VW 19.370 Constellation	08 /	FD/87	Master	FD/88	Master	
VW 19-320 Constellation	06 /	FD/87	Master	FD/88	Master	
VW 22.140	88 / 89	FD/80 FI/118	Varga Master	FI/117 FI/119	Varga Master	3° eixo FI/117 FI/119
VW 22.140	89 / 90	FD/86	Master	FD/88	Master	
VW 22.140	89 / 90	FD/83	Bendix	FD/84	Bendix	FD/84
VW 22.140	90 / 91	FD/86	Bendix	FD/88	Bendix	FD/88
VW 22.160	85 / 87	FD/80 FI/118	Varga Master	FI/117 FI/119	Varga Master	3° eixo FI/117 FI/119
VW 22.200	90 / 95	FD/87	Master	FD/88	Master	
VW 23.210	01 /	FD/87	Master	FD/88	Master	3° eixo FD/88
VW 23.220	01 /	FD/87	Master	FD/88	Master	3° eixo FD/88
VW 23.250 Eletrônico	04 /	FD/87	Master	FD/88	Master	3° eixo FD/88
VW 23.310 TITAN	01 /	FD/87	Master	FD/88	Master	3° eixo FD/88
VW 23-310 TITAN	01 /	FD/87	Master	FD/88	Master	3° Eixo FD/88
VW 24.220	95 /	FD/87	Master	FD/88	Master	
VW 24.220	99 /	FD/87	Master	FD/88	Master	Argentino
VW 24.220 6x2 / 6x4	91 /	FD/87	Master	FD/88	Master	FD/88
VW 24.250	90 /	FD/87	Master	FD/88	Master	
VW 24.250	99 /	FD/87	Master	FD/88	Master	Argentino
VW 24.250 6x2 Constellation	06 /	FD/87	Master	FD/88	Master	3° eixo FD/88
VW 24.250 6x4 Caña	92 /	FD/87	Master	FD/88	Master	FD/88
VW 24.250 E Worker	03 /	FD/87	Master	FD/88	Master	
VW 25.320 6x2 Constellation	08 /	FD/87	Master	FD/88	Master	3° eixo FD/88
VW 25.370 6x2 Constellation	08 /	FD/87	Master	FD/88	Master	3° eixo FD/88
VW 26.220	01 /	FD/87	Master	FD/88	Master	3° eixo FD/88
VW 26.220 Worker	04 /	FD/87	Master	FD/88	Master	
VW 26.260	01 /	FD/87	Master	FD/88	Master	3° eixo FD/88
VW 26.260	98 /	FD/87	Master	FD/88	Master	Argentino
VW 26.260 E Worker	04 /	FD/87	Master	FD/88	Master	
VW 26.300	09-99 / 01	FD/87	Master	FD/88	Master	
VW 26.310 TITAN	09-99 /	FD/87	Master	FD/88	Master	3° eixo FD/88
VW 31.260 E Worker	04 /	FD/87	Master	FD/88	Master	
VW 31.310	05 /	FD/87	Master	FD/88	Master	3° eixo FD/88
VW 31.320	05 /	FD/87	Master	FD/88	Master	3° eixo FD/88
VW 31.370 6x2 Constellation	08 /	FD/87	Master	FD/88	Master	3° eixo FD/88
VW 35.300	90 /	FD/87	Master	FD/88	Master	FD/88
VW 35.300 CL	97	FD/87	Master	FD/88	Master	



MODEL / MODELO	YEAR - AÑO	FRONT DELANTERA	SYSTEM SISTEMA	BACK TRASERA	SYSTEM SISTEMA	OBS.
<b>VOLKSWAGEN</b>						
VW 40.300	99 / 02	FD/87	Master	FD/88	Master	
VW 5-140 Delivery	05 /	PD/109	Varga	FD/72	Bendix	
VW 6-80	82 / 86	VW/255		VW/255		
VW 6-90	82 / 94	VW/255		VW/255		
VW 7-100	99 / 02	FD/77	Master	FD/77	Master	
VW 7-110	03 /	FD/58	Master HD	FD/58	Master HD	
VW 7-110 S	87 / 94	VW/255		VW/255		
VW 7-90	82 / 94	VW/255		VW/255		
VW 7-90 S	87 / 94	VW/255		VW/255		
VW 8-100	99	FD/77	Master	FD/77	Master	
VW 8-120	00 / 02	FD/77	Master	FD/77	Master	
VW 8-120	03 /	FD/58	Master HD	FD/58	Master HD	
VW 8-120	03 /	FD/58	Master HD	FD/59	Master HD	Ômnibus
VW 8-120 E0D	06 /	FD/59	Master	FD/59	Master	Ônibus
VW 8-120 OD	03 /	FD/58	Master	FD/59	Master	Ônibus
VW 8-120 Worker	04 /	FD/58 FD/59	Master	FD/58 FD/59	Master	
VW 8-140	93 / 00	FD/77	Master	FD/77	Master	
VW 8-150	00 / 02	FD/77	Master	FD/77	Master	
VW 8-150	03 /	FD/58	Master HD	FD/58	Master HD	
VW 8-150	03 /	FD/58	Master HD	FD/59	Master HD	Ômnibus
VW 8-150 Delivery	05 /	FD/58	Master	FD/58	Master	
VW 8-150 Delivery	05 /	PD/109	Master	FD/58	Master	
VW 8-150 Delivery Plus	04 /	FD/58 FD/59	Master	FD/58 FD/59	Master	
VW 8-150 OD	00 / 02	FD/77	Master	FD/77	Master	Ônibus
VW 8-150 OD	03 /	FD/58	Master	FD/59	Master	Ônibus
VW 8-150 Worker	04 /	FD/58 FD/59	Master	FD/58 FD/59	Master	
VW 9-140	98 / 02	FD/77	Master	FD/77	Master	Argentino
VW 9-150	00 / 02	FD/77	Master	FD/77	Master	
VW 9-150	03 /	FD/58	Master HD	FD/58	Master HD	
VW 9-150	03 /	FD/58	Master HD	FD/59	Master HD	Ônibus
VW 9-150 Delivery	04 /	FD/58 FD/59	Master	FD/58 FD/59	Master	
VW 9-150 E Worker	04 /	FD/58 FD/59	Master	FD/58 FD/59	Master	
VW 9-150 E0D	06 /	FD/59	Master	FD/59	Master	Ônibus
VW 9-150 OD	03 /	FD/58	Master	FD/59	Master	Ônibus
VW B 16.180	93 / 97	FD/87	Master	FD/88	Master	Ônibus
VW B 16.210	98 /	FD/88	Master	4710	Master	Ônibus
VW D 1400	83 / 85			FI/119	Master	

<b>VOLVO</b>						
940		PD/360-A				
960		PD/360-A				
7300	08 / 10	PD/196		PD/196		
7600 ARTICULADO CON MUELLES	04 / 05	PD/529		PD/529		
8300	04 / 06	PD/529		PD/529		
9300	04 / 05	PD/529		PD/529		
9700	04 / 07	PD/529		PD/529		
B-10 M (Articulado)	95 /	W/288 W/289	Volvo	W/290	Volvo	3° eixo e Art. W/290
B-10 M (Bi-articulado)	98 /	W/288 W/289	Volvo	W/290	Volvo	3° eixo e Art. W/290
B-10 M 4x2	86 / 96	W/288	Volvo	W/290	Volvo	
B-10 M 4x2	89 /	W/288 W/289	Volvo	W/290	Volvo	
B-10 M 6x2	86 /	W/288 W/289	Volvo	W/290	Volvo	3° eixo W/288 W/290 Llanta artillera
B-10 R	00 /	W/289	Volvo	W/290	Volvo	
B-12	96 /	W/289	Volvo	W/290	Volvo	

MODEL / MODELO	YEAR - AÑO	FRONT DELANTERA	SYSTEM SISTEMA	BACK TRASERA	SYSTEM SISTEMA	OBS.
<b>VOLVO</b>						
B-12 ( Importado )	94 / 96	W/299	Volvo	W/300	Volvo	3° eixo W/296
B-12 - Series	01 /	PD/529	Meritor	PD/529	Meritor	
B-12 M		PD/196	Meritor	PD/196	Meritor	
B-58 E 4x2	80 / 98	W/288	Volvo	W/289	Volvo	
B-58 E 4x2	89 / 98	W/288 W/289	Volvo	W/290	Volvo	
B-58 E 6x2	80 / 86	W/288	Volvo	W/290	Volvo	3° eixo W/288 W/290
B-58 M 4x2	89 / 98	W/288 W/289	Volvo	W/289 W/290	Volvo	
B-7 - Series	05 /	PD/529	Meritor	PD/529	Meritor	
B-7 R	98 /	W/289	Volvo	W/290	Volvo	
B-7 R		PD/196	Meritor	PD/196	Meritor	
B-9 - Series	05 /	PD/529	Meritor	PD/129	Meritor	
B-9 - Series (Articulado)	05 /	PD/529	Meritor	PD/129	Meritor	3° eixo PD/129
C30	08 / 10	PD/767	Teves			
C30 2.4L / 2.5L	08 / 10	PD/767				
C30 1.6D	10-06 /	PD/767	Teves			
C30 1.6i	10-06 /	PD/767	Teves			
C30 1.8i	10-06 /	PD/767	Teves			
C30 2.0D	10-06 /	PD/767	Teves			
C30 2.0i	10-06 /	PD/767	Teves			
C30 D5	10-06 /	PD/767	Teves			
C30 T5	10-06 /	PD/767	Teves			
C70	06 /	PD/767	Teves	PD/1061		
C70	08 / 09	PD/767		PD/1061		
C70 2.3L	98 / 02	PD/783				
C70 2.5L	02 / 03	PD/525-A				
C70 278mm Brake Rotors	10 /	PD/767	Teves			
C70 300mm Brake Rotors	08 / 09	PD/767	Teves			
C70 305mm Brake Rotors	10 /	PD/767	Teves			
C70 CABRIOLET 2.4	03-06 /	PD/767	Teves			
C70 CABRIOLET 2.4i	03-06 /	PD/767	Teves			
C70 CABRIOLET D5	03-06 /	PD/767	Teves			
CROSS COUNTRY	02 / 03	PD/1063		PD/1051		
FH-12 - Series	09 / 10	PD/196	Meritor	PD/196	Meritor	
FH-12 - Series	01 /	PD/529	Meritor	PD/529	Meritor	
FH-12 / 380 Globetrotter	98 /	W/303	Master Z-Cam	W/304	Master Z-Cam	
FH-12 GLOBETROTTER	98 /	W/303	Master	W/304	Master	3° eixo CA/33
FH-12/380 GLOBETROTTER	93 / 98	W/298	Volvo	W/300	Volvo	
FH-13 GLOBETROTTER	98 /	W/303	Master	W/304	Master	3° eixo CA/33
FH-16 - Series	01 /	PD/529	Meritor	PD/529	Meritor	
FL-618	00 /	PD/529	Meritor	PD/529	Meritor	
FM - 440	07 /	W/303	Master	W/304	Master	
FM-10	00 /	W/303	Master Z-Cam	W/304	Master Z-Cam	
FM-12	01 /	W/303	Master	W/304	Master	
FM-12 - Series	01 /	PD/529	Meritor	PD/529	Meritor	
FM-9 - Series	01 /	PD/529	Meritor	PD/529	Meritor	
N-10 4x2	81 / 89	W/288	Volvo	W/289	Volvo	
N-10 6x4	80 / 89	W/288	Volvo	W/289	Volvo	3° eixo W/289
N-12 4x2	80 / 89	W/288	Volvo	W/289	Volvo	
N-12 6x2	81 / 89	W/288	Volvo	W/289	Volvo	3° eixo W/289
N-12 6x4	81 / 89	W/288	Volvo	W/289	Volvo	3° eixo W/289
NH-12	99 /	W/303	Master Z-Cam	W/304	Master Z-Cam	3° eixo CA/33
NL-10 4x2	89 / 93	W/288	Volvo	W/289	Volvo	
NL-10 4x2	93 / 98	W/288	Volvo	W/289	Volvo	3° eixo W/288
NL-10 6x2	90 / 93	W/288	Volvo	W/289	Volvo	3° eixo W/289
NL-10 6x4	89 / 93	W/288	Volvo	W/289	Volvo	3° eixo W/289
NL-10 6x4	93 / 98	W/288	Volvo	W/289	Volvo	3° eixo W/288
NL-12 4x2	89 / 93	W/288	Volvo	W/289	Volvo	
NL-12 4x2 EDC	93 /	W/288	Volvo	W/289	Volvo	3° eixo W/288
NL-12 6x2	89 / 93	W/288	Volvo	W/289	Volvo	W/289

MODEL / MODELO	YEAR - AÑO	FRONT DELANTERA	SYSTEM SISTEMA	BACK TRASERA	SYSTEM SISTEMA	OBS.
<b>VOLVO</b>						
NL-12 6x2	93 / 97	VV/288	Volvo	VV/289	Volvo	3° eixo VV/288
NL-12 6x4	89 / 93	VV/288	Volvo	VV/289	Volvo	3° eixo VV/289
NL-12 6x4 EDC	93 /	VV/288	Volvo	VV/289	Volvo	3° eixo VV/288
S40	04 / 07	PD/767	Teves			
S40	00 / 04	PD/1053		PD/1054		
S40	06 / 09	PD/767		PD/1061		
S40 2.5L	05 /	N/D		PD/796		
S40 1.6D	01-04 /	PD/767	Teves			
S40 1.6i	01-04 /	PD/767	Teves			
S40 1.8i	01-04 /	PD/767	Teves			
S40 2.0D	01-04 /	PD/767	Teves			
S40 2.4i	01-04 /	PD/767	Teves			
S40 278mm Brake Rotors	08 / 10	PD/767	Teves			
S40 305mm Brake Rotors	08 / 10	PD/767	Teves			
S60 2.0L / 2.3L / 2.4L	01 / 04	PD/786		PD/1051		
S60 2.4L / 2.5L	05 / 08	PD/786				
S70 2.3L / 2.4L	99 / 00	PD/783				
S80 LS	04 / 06	PD/786		PD/1051		
S80 LS 2.5L	99 / 03	PD/786		PD/1051		
V40 TURBO 2.0L	00 / 04	PD/1053		PD/1054		
V50 2.5L	05 / 07	PD/767	Teves	PD/796		
V50 278mm Brake Rotors	08 / 10	PD/767	Teves			
V50 305mm Brake Rotors	08 / 10	PD/767	Teves			
V50 STATION WAGON 1.6	01-04 /	PD/767	Teves			
V50 STATION WAGON 1.6D	01-04 /	PD/767	Teves			
V50 STATION WAGON 1.8i	01-04 /	PD/767	Teves			
V50 STATION WAGON 2.0D	01-04 /	PD/767	Teves			
V50 STATION WAGON 2.4i	01-04 /	PD/767	Teves			
V70 2.3L / 2.4L	00 /	PD/783				
V70 2.4L / 2.5L	99 / 00	PD/783				
V70 XC / TS 2.4L	01 / 03	PD/786		PD/1051		
VM-17 4x2	03 /	PD/131	Wabco	VV/306	Master	
VM-17 4x2 ( Lixo )	03 /	PD/131	Wabco	VV/307	Master	
VM-17 4x2 (GARBAGE)	03 /	PD/131	Wabco	VV/307	Master	
VM-210 4x2 17-ton.	03 /	PD/131	Wabco	VV/306	Master	
VM-210 4x2 17-ton. (Heavy Duty)	03 /	PD/131	Wabco	VV/307	Master	
VM-210 6x2 23-ton.	03 /	PD/131	Wabco	VV/306	Master	3° eixo VV/306
VM-23 6x2	03 /	PD/131	Wabco	VV/306	Master	3° eixo VV/306
VM-240	03 /	PD/131	Wabco	VV/306	Master	3° eixo VV/306
VM-260 4x2 17-ton.	03 /	PD/131	Wabco	VV/306	Master	
VM-260 4x2 17-ton. (Heavy Duty)	03 /	PD/131	Wabco	VV/307	Master	
VM-260 6x2 23-ton.	03 /	PD/131	Wabco	VV/306	Master	3° eixo VV/306
VM-260 6x4 23-ton.	06 /	VV/308	Master	VV/306	Master	3° eixo VV/306
VM-310R 6x4 23-ton.	06 /	VV/308	Master	VV/306	Master	3° eixo VV/306
VM-310T 4x2 43-ton.	06 /	VV/308 PD/529	Master Meritor	VV/306 PD/529	Master Meritor	
XC70 2.5L	04 / 07	PD/786		PD/1051		
XC90 2.5L / 2.9L	04 / 07	PD/1063		PD/1062		

<b>WABCO</b>						
229 G				4633-A		VF-49640A
W-22				4375		AD-3395
W-22				4462-A		AD-5211 AD-5210
W-22				4462-A		AD-5211 AD-5210
W-23				4375		AD-3395
W-23				4462-A		AD-5211 AD-5210
W-23				4462-A		AD-5211 AD-5210
W-35 C				4375		AD-3395



MODEL - MARCA / MODELO	YEAR - AÑO	AXIS - EJE	REF.	N° ORIGINAL
<b>AGRALE</b>				
416	TODOS		287	
420	TODOS		287	
4.100	TODOS		TR/315	
4.200	TODOS		TR/316	
4.300	TODOS		TR/316	
<b>CASE</b>				
Pala de Levantamiento W-18		D	PD/29	
Pala de Levantamiento W-20B		T	PD/29	
<b>CARTEPILLAR</b>				
505 / 511 / 521	82/		PD/29	
Pala 910 / 930 / 950	82/		PD/29	
			TR/328	
			TR/354	
			4480	
			TR/330- S/F	
			TR/339	
<b>CLARK</b>				
MICHIGAN 75 / 80			TR/348	118 255
			TR/368	118 268
MICHIGAN 45 / 50 / 75 / 125 / 175	82/		PD/29	
MICHIGAN 45 / 50 / 75				
MICHIGAN 125 / 172 / 175				
MICHIGAN 275	82/		PD/373	
MICHIGAN B-745				
MICHIGAN C-280 / C-320				
MICHIGAN L-190				
45-C/ 55-C/ 85-3A/ 125-A/ 125-C			PD/29	947932
Autoelevador C-300/ Y-40/ Y-50/ Y-60	/87		PD/8	
Autoelevador C-300/ Y-40/ Y-50/ Y-60	87/		PD/13	
<b>DRESSER</b>				
130 M/ 140 S/ 165 S/ 165 SSA/ 225 SSA		D	TR/328	
		T	TR/328	
Motoniveladora 255 -SSA		T	PD/29	
660 M		T	659-B	
<b>FIAT ALLIS</b>				
			F/434	
			F/508	
<b>HUBER- WARCO</b>				
Motoniveladora			TR/328	100.118
		EST.	8049	
<b>MASSEY - FERGUSON</b>				
MF-50 X Agrícola			TR/311	487 497 M1
<b>OTTO - DEUTZ (DEMISA)</b>				
DM-65 /DM-90			TR/312	
<b>RANDON - KOCKUM</b>				
RK-424		D	RK/205	
RK-435		T	RK/206	
RK-425		D	RK/207	
		T	RK/206	
RK-435N (actuador Carlisle)			PD/371	370205049
RK-435N (actuador Rockwell)			PD/372	212006047
RK-628 (actuador Carlisle)			PD/370	370225032
RK-628 (actuador Rockwell)			PD/373	212004850
<b>TEREX</b>				
S-14	TRATOR		4534-A	
TS-14 B	SCRAPER		4534-A	
R-22		D	4375	
33-03B		T	4354-A	
S-24	TRATOR		4575	
TS-24	SCRAPER		4575	
R-35 B		D	4622	
R-35 C		T	4622	



<p><b>PD/1</b></p> <p>Sistema Kelsey Hayes Sistema Teves</p>	<p><b>PD/5</b></p> <p>Teves System Sistema Teves</p>	<p><b>PD/6</b></p> <p>Teves System Sistema Teves</p>
<p><b>PD/7</b></p> <p>Girling System Sistema Girling</p>	<p><b>PD/8</b></p> <p>Varga System Sistema Varga</p>	<p><b>PD/9</b></p> <p>Girling System Sistema Girling</p>
<p><b>PD/10</b></p> <p>Bendix System Sistema Bendix</p>	<p><b>PD/11</b></p> <p>Teves System Sistema Teves</p>	<p><b>PD/13</b></p> <p>Teves System Sistema Teves</p>
<p><b>PD/16</b></p> <p>Teves System Sistema Teves</p>	<p><b>PD/17</b></p> <p>Teves System Sistema Teves</p>	<p><b>PD/18</b></p> <p>Teves System Sistema Teves</p>
<p><b>PD/19-C</b></p> <p>Bendix System Sistema Bendix</p> <p>OUTER EXTERNA</p> <p>INNER INTERNA</p>		<p><b>PD/22</b></p> <p>Varga System Sistema Varga</p>
<p><b>PD/22-B</b></p> <p>Varga System Sistema Varga</p>	<p><b>PD/23</b></p> <p>Teves System Sistema Teves</p>	<p><b>PD/24</b></p> <p>Teves System Sistema Teves</p>
<p><b>PD/24-A</b></p> <p>Teves System Sistema Teves</p>	<p><b>PD/24-B</b></p> <p>Teves System Sistema Teves</p>	<p><b>PD/25</b></p> <p>Teves System Sistema Teves</p>

<p><b>PD/25-A</b></p> <p>Teves System Sistema Teves</p>	<p><b>PD/25-B</b></p> <p>Teves System Sistema Teves</p>	<p><b>PD/25-RA</b></p> <p>Teves System Sistema Teves</p>	
<p><b>PD/25-RA-A PD/25-RA-B PD/25-RA-FA PD/25-RA-FB</b></p>		<p><b>PD/25-RA-R PD/25-RA-P</b></p> <p>Teves System Sistema Teves</p>	
<p><b>PD/26</b></p> <p>Varga System Sistema Varga</p>	<p><b>PD/26-A</b></p> <p>Varga System Sistema Varga</p>	<p><b>PD/27-A</b></p> <p>Girling System Sistema Girling</p>	
<p><b>PD/28</b></p> <p>Teves System Sistema Teves</p>	<p><b>PD/28-B</b></p> <p>Teves System Sistema Teves</p>	<p><b>PD/29</b></p> <p>Teves System Sistema Teves</p>	
<p><b>PD/31</b></p> <p>Bendix System Sistema Bendix</p>	<p><b>PD/32</b></p> <p>Bendix System Sistema Bendix</p>	<p><b>PD/34</b></p> <p>Teves System Sistema Teves</p>	
<p><b>PD/35</b></p> <p>Bendix System Sistema Bendix</p>	<p><b>PD/36</b></p> <p>Teves System Sistema Teves</p>	<p><b>PD/37</b></p> <p>Teves System Sistema Teves</p>	
<p><b>PD/38</b></p> <p>Teves System Sistema Teves</p>	<p><b>PD/39</b></p> <p>Teves System Sistema Teves</p>	<p><b>PD/40</b></p> <p>Girling System Sistema Girling</p>	



<p><b>PD/41</b></p> <p>Teves System Sistema Teves</p>	<p><b>PD/42</b></p> <p>Teves System Sistema Teves</p> <p>OUTER EXTERNA</p> <p>INNER INTERNA</p>	
<p><b>PD/43</b></p> <p>Teves System Sistema Teves</p>	<p><b>PD/44</b></p> <p>Teves System Sistema Teves</p>	<p><b>PD/44-B</b></p> <p>Teves System Sistema Teves</p>
<p><b>PD/45</b></p> <p>Varga System Sistema Varga</p>	<p><b>PD/46</b></p> <p>TRW System Sistema TRW</p> <p>OUTER EXTERNA</p> <p>INNER INTERNA</p>	<p><b>PD/47</b></p> <p>Teves System Sistema Teves</p>
<p><b>PD/47</b></p> <p>Teves System Sistema Teves</p>	<p><b>PD/47-A</b></p> <p>Teves System Sistema Teves</p>	<p><b>PD/47-RA-P</b></p> <p>Teves System Sistema Teves</p>
<p><b>PD/48</b></p> <p>Teves System Sistema Teves</p>	<p><b>PD/48-A</b></p> <p>Teves System Sistema Teves</p>	<p><b>PD/49</b></p> <p>Varga System Sistema Varga</p>
<p><b>PD/50</b></p> <p>Varga System Sistema Varga</p>	<p><b>PD/51</b></p> <p>Teves System Sistema Teves</p>	<p><b>PD/52</b></p> <p>Teves System Sistema Teves</p>
<p><b>PD/54</b></p> <p>Varga System Sistema Varga</p>	<p><b>PD/55</b></p> <p>Teves System Sistema Teves</p> <p>OUTER EXTERNA</p> <p>INNER INTERNA</p>	<p><b>PD/55</b></p> <p>Teves System Sistema Teves</p> <p>INNER INTERNA</p>

<p><b>PD/57</b></p> <p>Teves System Sistema Teves</p> <p>OUTER EXTERNA</p> <p>INNER INTERNA</p>	<p><b>PD/58</b></p> <p>Teves System Sistema Teves</p> <p>OUTER EXTERNA</p>
<p><b>PD/58-B</b></p> <p>Teves System Sistema Teves</p> <p>OUTER EXTERNA</p>	<p><b>PD/58-B</b></p> <p>Teves System Sistema Teves</p> <p>INNER INTERNA</p>
<p><b>PD/59</b></p> <p>Girling System Sistema Girling</p> <p>OUTER EXTERNA</p>	<p><b>PD/60</b></p> <p>Teves System Sistema Teves</p> <p>OUTER EXTERNA</p>
<p><b>PD/61</b></p> <p>Teves System Sistema Teves</p> <p>INNER INTERNA</p>	<p><b>PD/61</b></p> <p>Teves System Sistema Teves</p> <p>OUTER EXTERNA</p>
<p><b>PD/63</b></p> <p>Akebono/Bosch System Sistema Akebono/Bosch</p> <p>OUTER EXTERNA</p>	<p><b>PD/64</b></p> <p>Akebono System Sistema Akebono</p> <p>OUTER EXTERNA</p>
<p><b>PD/66</b></p> <p>Sistema Kelsey Hayes Sistema Teves</p> <p>OUTER EXTERNA</p>	<p><b>PD/66-A</b></p> <p>Teves System Sistema Teves</p> <p>INNER INTERNA</p>
<p><b>PD/66-B</b></p> <p>Teves System Sistema Teves</p> <p>INNER INTERNA</p>	<p><b>PD/66-B</b></p> <p>Teves System Sistema Teves</p> <p>OUTER EXTERNA</p>
<p><b>PD/60-A</b></p> <p>Teves System Sistema Teves</p> <p>OUTER EXTERNA</p>	<p><b>PD/62</b></p> <p>Akebono/Bosch System Sistema Akebono/Bosch</p> <p>OUTER EXTERNA</p>
<p><b>PD/65</b></p> <p>Teves System Sistema Teves</p> <p>OUTER EXTERNA</p>	<p><b>PD/67</b></p> <p>Girling System Sistema Girling</p> <p>OUTER EXTERNA</p>

<p><b>PD/67-A</b></p> <p>Girling System Sistema Girling</p>	<p><b>PD/68</b></p> <p>Teves System Sistema Teves</p>	<p><b>PD/69</b></p> <p>Akebono System Sistema Akebono</p>
<p><b>PD/71</b></p>	<p>Varga System Sistema Varga</p>	<p><b>PD/72</b></p> <p>Teves System Sistema Teves</p>
<p><b>PD/73</b></p> <p>Teves System Sistema Teves</p>	<p><b>PD/73-B</b></p> <p>Teves System Sistema Teves</p>	
<p><b>PD/74</b></p> <p>Sumitomo System Sistema Sumitomo</p>	<p><b>PD/75</b></p> <p>Sumitomo System Sistema Sumitomo</p>	<p><b>PD/76</b></p> <p>TRW System Sistema TRW</p>
<p><b>PD/77</b></p> <p>Teves System Sistema Teves</p>		<p><b>PD/78-A</b></p> <p>Teves System Sistema Teves</p>
<p><b>PD/79</b></p>	<p><b>PD/80</b></p>	
<p><b>PD/81</b></p>		

<p><b>PD/82</b></p> <p>OUTER EXTERNA</p> <p>INNER INTERNA</p>		<p><b>PD/84</b></p> <p>INNER INTERNA</p> <p>OUTER EXTERNA</p>
<p><b>PD/85</b></p>		
<p><b>PD/102</b></p> <p>Varga System Sistema Varga</p>	<p><b>PD/103</b></p> <p>Teves System Sistema Teves</p>	<p><b>PD/104</b></p> <p>Girling System Sistema Girling</p>
<p><b>PD/104-A</b></p> <p>Girling System Sistema Girling</p>	<p><b>PD/105</b></p> <p>Bendix System Sistema Bendix</p>	<p><b>PD/106</b></p> <p>Bendix System Sistema Bendix</p>
<p><b>PD/107</b></p> <p>Varga System Sistema Varga</p>	<p><b>PD/108</b></p> <p>Bendix System Sistema Bendix</p>	<p><b>PD/109</b></p> <p>Varga System Sistema Varga</p>
<p><b>PD/110</b></p> <p>INNER INTERNA</p> <p>OUTER EXTERNA</p>		<p><b>PD/111</b></p> <p>Wabco Perrot System Sistema Wabco Perrot</p>
<p><b>PD/111-A</b></p> <p>Wabco Perrot System Sistema Wabco Perrot</p>	<p><b>PD/112</b></p> <p>Girling System Sistema Girling</p>	<p><b>PD/113</b></p> <p>Bosch System Sistema Bosch</p>

<p><b>PD/114</b></p> <p>Varga System Sistema Varga</p>	<p><b>PD/115</b></p> <p>Sumitomo System Sistema Sumitomo</p>
<p><b>PD/116</b></p> <p>Knorr System Sistema Knorr</p>	<p><b>PD/116-K</b></p>
<p><b>PD/117</b></p> <p>Wabco Perrot System Sistema Wabco Perrot</p>	<p><b>PD/117-A</b></p> <p>Wabco Perrot System Sistema Wabco Perrot</p>
<p><b>PD/120</b></p> <p>Knorr System Sistema Knorr</p>	<p><b>PD/122</b></p> <p>Brembo System Sistema Brembo</p>
<p><b>PD/123</b></p> <p>Girling System Sistema Girling</p>	<p><b>PD/124</b></p> <p>Wabco Perrot System Sistema Wabco Perrot</p>
<p><b>PD/126</b></p> <p>Dayton System Sistema Dayton</p>	<p><b>PD/127</b></p> <p>Meritor System Sistema Meritor</p>
<p><b>PD/128</b></p> <p>Bendix System Sistema Bendix</p>	<p><b>PD/129</b></p> <p>Meritor System Sistema Meritor</p>
<p><b>PD/118</b></p> <p>Teves System Sistema Teves</p>	<p><b>PD/122-A</b></p> <p>Brembo System Sistema Brembo</p>
<p><b>PD/125</b></p> <p>Meritor System Sistema Meritor</p>	<p><b>PD/127</b></p> <p>Bendix System Sistema Bendix</p>
<p><b>PD/128</b></p> <p>Bendix System Sistema Bendix</p>	<p><b>PD/129</b></p> <p>Meritor System Sistema Meritor</p>
<p><b>PD/130</b></p> <p>Meritor System Sistema Meritor</p>	

<p><b>PD/131</b> Wabco Perrot System Sistema Wabco Perrot</p>	<p><b>PD/132</b> Sumitomo System Sistema Sumitomo</p>	<p><b>PD/133</b> Bendix System Sistema Bendix</p> <p>OUTER EXTERNA</p>
<p><b>PD/134</b></p> <p>INNER INTERNA</p>	<p>Teves System Sistema Teves</p> <p>OUTER EXTERNA</p>	<p>INNER INTERNA</p>
<p><b>PD/135</b></p> <p>INNER INTERNA</p>	<p>RIGHT OUTER EXTERNA DERECHA</p>	<p>Bendix System Sistema Bendix</p> <p>LEFT OUTER EXTERNA IZQUIERDA</p>
<p><b>PD/136</b> Sumitomo System Sistema Sumitomo</p>	<p><b>PD/137</b> Wagner System Sistema Wagner</p>	<p><b>PD/139</b></p>
<p><b>PD/141</b> Knorr System Sistema Knorr</p>	<p><b>PD/142</b> Knorr System Sistema Knorr</p>	<p><b>PD/143</b> Meritor System Sistema Meritor</p>
<p><b>PD/144</b> Meritor System Sistema Meritor</p>	<p><b>PD/145</b></p>	<p><b>PD/146</b></p>
<p><b>PD/177</b></p>	<p><b>PD/178</b></p>	

<p><b>PD/185</b></p> <p>INNER INTERNA</p> <p>OUTER EXTERNA</p>	<p><b>PD/188-A</b></p>	
<p><b>PD/189</b></p>	<p><b>PD/196</b></p>	
<p><b>PD/301</b></p> <p>Bendix Systemt Sistema Bendix</p>	<p><b>PD/301-A</b></p> <p>Bendix Systemt Sistema Bendix</p>	<p><b>PD/300</b></p> <p>TRW System Sistema TRW</p>
<p><b>PD/303-A</b></p> <p>Bendix Systemt Sistema Bendix</p>	<p><b>PD/304</b></p> <p>Girling System Sistema Girling</p>	<p><b>PD/302</b></p> <p>Tensa Systemt Sistema Tensa</p>
<p><b>PD/306</b></p> <p>Girling System Sistema Girling</p>	<p><b>PD/307</b></p> <p>Teves System Sistema Teves</p>	<p><b>PD/305-A</b></p> <p>Girling System Sistema Girling</p>
<p><b>PD/309</b></p> <p>Bendix Systemt Sistema Bendix</p>	<p><b>PD/310</b></p> <p>Bendix Systemt Sistema Bendix</p>	<p><b>PD/308</b></p> <p>Bendix Systemt Sistema Bendix</p>
<p><b>PD/312-A</b></p> <p>Bendix Systemt Sistema Bendix</p>	<p><b>PD/313</b></p> <p>Girling System Sistema Girling</p>	<p><b>PD/311-A</b></p> <p>Girling System Sistema Girling</p>
<p><b>PD/312-A</b></p> <p>Bendix Systemt Sistema Bendix</p>	<p><b>PD/313</b></p> <p>Girling System Sistema Girling</p>	<p><b>PD/316</b></p> <p>Girling System Sistema Girling</p>

<p><b>PD/317</b></p> <p>101.50 59.90</p>	<p>Tensa System Sistema Tensa</p> <p>11.30 18.00 LEFT IZQUIERDO 18.00 11.30 RIGHT DERECHO</p>	<p><b>PD/318-A</b></p> <p>56.60 155.70 18.20</p> <p>Bendix System Sistema Bendix</p>
<p><b>PD/319</b></p> <p>39.00 109.00 12.50</p> <p>Bendix System Sistema Bendix</p>	<p><b>PD/320</b></p> <p>47.50 108.80 14.00</p> <p>Wabco Perrot System Sistema Wabco Perrot</p>	<p><b>PD/321-A</b></p> <p>48.00 122.90 17.00</p> <p>Bendix System Sistema Bendix</p>
<p><b>PD/322-A</b></p> <p>54.00 105.20 17.70 LEFT IZQUIERDO 54.00 105.20 17.70 LEFT IZQUIERDO 54.00 105.20 17.70 RIGHT DERECHO 54.00 105.20 17.70 RIGHT DERECHO</p>		<p><b>PD/324</b></p> <p>63.00 197.30 14.20 OUTER EXTERNA 65.70 184.20 15.00 INNER INTERNA</p> <p>Girling System Sistema Girling</p>
<p><b>PD/326-A</b></p> <p>49.00 95.00 18.40</p> <p>Girling System Sistema Girling</p>	<p><b>PD/327</b></p> <p>54.60 105.00 15.00</p> <p>Bendix System Sistema Bendix</p>	<p><b>PD/328</b></p> <p>49.00 137.90 10.30 19.70 OUTER EXTERNA</p> <p>Kelsey Hayes System Sistema Kelsey Hayes</p>
<p><b>PD/329</b></p> <p>69.50 119.00 11.8 16.00</p> <p>Girling System Sistema Girling</p>	<p><b>PD/330</b></p> <p>64.00 78.80 13.50</p> <p>Sumitomo System Sistema Sumitomo</p>	<p><b>PD/328</b></p> <p>51.30 137.90 10.30 19.70 INNER INTERNA</p>
<p><b>PD/331</b></p> <p>63.50 154.00 14.80</p> <p>Sumitomo System Sistema Sumitomo</p>	<p><b>PD/332</b></p> <p>56.50 154.00 17.00</p> <p>Wagner System Sistema Wagner</p>	<p><b>PD/333</b></p> <p>52.10 133.30 15.00</p> <p>Akebono System Sistema Akebono</p>



<p><b>PD/334</b></p> <p>Girling System Sistema Girling</p>	<p><b>PD/335-A</b></p> <p>Girling System Sistema Girling</p>	<p><b>PD/336</b></p> <p>Girling System Sistema Girling</p>
<p><b>PD/337</b></p> <p>Girling System Sistema Girling</p>	<p><b>PD/338</b></p> <p>Girling System Sistema Girling</p>	<p><b>PD/338-A</b></p> <p>Girling System Sistema Girling</p>
<p><b>PD/339-A</b></p> <p>Perrot System Sistema Perrot</p>	<p><b>PD/340-B</b></p> <p>Teves System Sistema Teves</p>	<p><b>PD/341</b></p> <p>Teves System Sistema Teves</p>
<p><b>PD/342</b></p> <p>Bosch System Sistema Bosch</p>		<p><b>PD/343</b></p> <p>Sangshin System Sistema Sangshin</p>
<p><b>PD/344</b></p> <p>Akebono System Sistema Akebono</p>		<p><b>PD/346</b></p> <p>Bosch System Sistema Bosch</p>
<p><b>PD/347</b></p> <p>Bosch System Sistema Bosch</p>	<p><b>PD/348</b></p> <p>Bosch System Sistema Bosch</p>	
<p><b>PD/349</b></p>		

<p><b>PD/350</b></p> <p>Bendix System Sistema Bendix</p>	<p><b>PD/351</b></p> <p>Bendix System Sistema Bendix</p>	<p><b>PD/352</b></p> <p>Teves System Sistema Teves</p>
<p><b>PD/352-A</b></p> <p>Teves System Sistema Teves</p>	<p><b>PD/352-A</b></p> <p>Teves System Sistema Teves</p>	<p><b>PD/352-A</b></p> <p>Teves System Sistema Teves</p>
<p><b>PD/353</b></p>	<p><b>PD/354</b></p>	<p><b>PD/355</b></p> <p>Girling System Sistema Girling</p>
<p><b>PD/356</b></p> <p>Kelsey Hayes System Sistema Kelsey Hayes</p>	<p><b>PD/356</b></p> <p>Kelsey Hayes System Sistema Kelsey Hayes</p>	<p><b>PD/356</b></p> <p>Kelsey Hayes System Sistema Kelsey Hayes</p>
<p><b>PD/357</b></p> <p>Akebono System Sistema Akebono</p>	<p><b>PD/357</b></p> <p>Akebono System Sistema Akebono</p>	<p><b>PD/358</b></p> <p>Girling System Sistema Girling</p>
<p><b>PD/358-A</b></p> <p>Girling System Sistema Girling</p>	<p><b>PD/359-A</b></p> <p>Brembo System Sistema Brembo</p>	<p><b>PD/360-A</b></p> <p>Perrot System Sistema Perrot</p>
<p><b>PD/361-A</b></p> <p>Teves System Sistema Teves</p>	<p><b>PD/362</b></p> <p>Girling System Sistema Girling</p>	<p><b>PD/362</b></p> <p>Girling System Sistema Girling</p>

<b>PD/363-A</b>  Girling System Sistema Girling	
<b>PD/364-A</b>  Teves System Sistema Teves	<b>PD/365</b>  Bosch System Sistema Bosch
<b>PD/366</b>  Sumitomo System Sistema Sumitomo	<b>PD/367</b>  Teves System Sistema Teves OUTER EXTERNA INNER INTERNA
<b>PD/368</b>  Teves System Sistema Teves OUTER EXTERNA INNER INTERNA	<b>PD/369-B</b>  Girling System Sistema Girling
<b>PD/370</b>  BF-Goodrich System Sistema BF-Goodrich RIGHT DERECHO LEFT IZQUIERDO	<b>PD/371</b>  BF-Goodrich System Sistema BF-Goodrich RIGHT DERECHO
<b>PD/372</b>  Teves System Sistema Teves	<b>PD/373</b>  BF-Goodrich System Sistema BF-Goodrich LEFT IZQUIERDO
<b>PD/374</b>  Bendix Systemt Sistema Bendix OUTER EXTERNA INNER INTERNA	<b>PD/376</b>  Sumitomo System Sistema Sumitomo

<p><b>PD/377</b></p> <p>Sumitomo System Sistema Sumitomo</p>	<p><b>PD/378</b></p> <p>Akebono System Sistema Akebono</p>	<p><b>PD/379</b></p> <p>Akebono System Sistema Akebono</p>
<p><b>PD/380</b></p> <p>Akebono System Sistema Akebono</p>	<p><b>PD/382</b></p> <p>Akebono System Sistema Akebono</p>	<p><b>PD/383</b></p> <p>Akebono System Sistema Akebono</p>
<p><b>PD/384</b></p> <p>Teves System Sistema Teves</p>	<p><b>PD/384-A</b></p> <p>Teves System Sistema Teves</p>	<p><b>PD/385</b></p> <p>Teves System Sistema Teves</p>
<p><b>PD/386</b></p> <p>Akebono System Sistema Akebono</p>	<p><b>PD/387</b></p> <p>Akebono System Sistema Akebono</p>	<p><b>PD/388</b></p> <p>Akebono System Sistema Akebono</p>
<p><b>PD/389</b></p> <p>Girling System Sistema Girling</p>	<p><b>PD/390</b></p> <p>Teves System Sistema Teves</p>	<p><b>PD/391-A</b></p> <p>Girling System Sistema Girling</p>
<p><b>PD/392</b></p> <p>Kelsey Hayes System Sistema Kelsey Hayes</p>		<p><b>PD/393</b></p> <p>Sumitomo System Sistema Sumitomo</p>

<p><b>PD/394</b></p> <p>Girling System Sistema Girling</p>	<p><b>PD/395</b></p> <p>Kelsey Hayes System Sistema Kelsey Hayes</p>	<p><b>PD/397</b></p> <p>Akebono System Sistema Akebono</p>
<p><b>PD/396</b></p> <p>Kelsey Hayes System Sistema Kelsey Hayes</p>	<p><b>PD/399</b></p> <p>Brembo System Sistema Brembo</p>	<p><b>PD/400-A</b></p> <p>Girling System Sistema Girling</p>
<p><b>PD/398</b></p> <p>Akebono System Sistema Akebono</p>	<p><b>PD/402-A</b></p> <p>Bendix System Sistema Bendix</p>	<p><b>PD/403-B</b></p> <p>Teves System Sistema Teves</p>
<p><b>PD/401</b></p> <p>Akebono System Sistema Akebono</p>	<p><b>PD/404</b></p> <p>Akebono System Sistema Akebono</p>	<p><b>PD/403-B</b></p> <p>Teves System Sistema Teves</p>
<p><b>PD/405-E</b></p> <p>Girling System Sistema Girling</p>	<p><b>PD/406</b></p> <p>Girling System Sistema Girling</p>	<p><b>PD/406-B</b></p> <p>Girling System Sistema Girling</p>
<p><b>PD/407</b></p> <p>Girling System Sistema Girling</p>	<p><b>PD/409</b></p> <p>Girling System Sistema Girling</p>	<p><b>PD/403-B</b></p> <p>Teves System Sistema Teves</p>

<p><b>PD/410</b></p> <p>OUTER LEFT EXTERNA IZQUIERDO</p> <p>INNER LEFT INTERNA IZQUIERDO</p> <p>OUTER RIGHT EXTERNA DERECHO</p> <p>INNER RIGHT INTERNA DERECHO</p>		<p>Kelsey Hayes System Sistema Kelsey Hayes</p>
<p><b>PD/411</b></p> <p>Girling System Sistema Girling</p>	<p><b>PD/411-E</b></p> <p>Girling System Sistema Girling</p>	<p><b>PD/412</b></p> <p>Bendix System Sistema Bendix</p>
<p><b>PD/412-B</b></p> <p>Bendix System Sistema Bendix</p>	<p><b>PD/413</b></p> <p>Girling System Sistema Girling</p>	<p><b>PD/414-E</b></p> <p>Girling System Sistema Girling</p>
<p><b>PD/415</b></p> <p>Lockheed System Sistema Lockheed</p>	<p><b>PD/416</b></p> <p>Lockheed System Sistema Lockheed</p>	<p><b>PD/417</b></p> <p>Teves System Sistema Teves</p>
<p><b>PD/418</b></p> <p>RIGHT INNER INTERNA DERECHA</p> <p>RIGHT OUTER EXTERNA DERECHA</p> <p>LEFT INNER INTERNA IZQUIERDA</p> <p>LEFT OUTER EXTERNA IZQUIERDA</p>	<p>Kelsey Hayes System Sistema Kelsey Hayes</p>	<p><b>PD/419</b></p> <p>Tokico System Sistema Tokico</p>
<p><b>PD/420-A</b></p> <p>Perrot System Sistema Perrot</p>		

<p><b>PD/421</b> Sumitomo System Sistema Sumitomo</p>	<p><b>PD/422</b> Girling System Sistema Girling</p>	<p><b>PD/422-A</b> Girling System Sistema Girling</p>
<p><b>PD/423</b> Sumitomo System Sistema Sumitomo</p>	<p><b>PD/424</b> Delco Moraine System Sistema Delco Moraine</p>	<p><b>PD/425-A</b> Teves System Sistema Teves</p>
<p><b>PD/426</b> Akebono System Sistema Akebono</p>	<p><b>PD/427</b> Akebono System Sistema Akebono</p>	<p><b>PD/428</b> Akebono System Sistema Akebono</p>
<p><b>PD/429</b> Akebono System Sistema Akebono</p>	<p><b>PD/430</b> Girling System Sistema Girling</p>	<p><b>PD/428</b> Akebono System Sistema Akebono</p>
<p><b>PD/431</b> Delco Moraine System Sistema Delco Moraine</p>	<p><b>PD/432</b> Akebono System Sistema Akebono</p>	<p><b>PD/433-B</b> Teves System Sistema Teves</p>
<p><b>PD/435</b> Bosch System Sistema Bosch</p>	<p><b>PD/435</b> Bosch System Sistema Bosch</p>	<p><b>PD/433-B</b> Teves System Sistema Teves</p>
<p><b>PD/436</b> Girling System Sistema Girling</p>		<p><b>PD/433-B</b> Teves System Sistema Teves</p>

<p><b>PD/437</b> Girling System Sistema Girling</p>	<p><b>PD/438-B</b> Girling System Sistema Girling</p>	<p><b>PD/439</b> Girling System Sistema Girling</p>
<p><b>PD/440</b> Sumitomo System Sistema Sumitomo</p>	<p><b>PD/441</b> Sumitomo System Sistema Sumitomo</p>	<p><b>PD/442</b> Teves System Sistema Teves</p>
<p><b>PD/443</b> Girling System Sistema Girling</p>	<p><b>PD/444</b> Akebono System Sistema Akebono</p>	<p><b>PD/446</b> Girling System Sistema Girling</p>
<p><b>PD/445</b> Akebono System Sistema Akebono</p>	<p><b>PD/448-A</b> Bendix System Sistema Bendix</p>	<p><b>PD/449</b> Akebono System Sistema Akebono</p>
<p><b>PD/447</b> Akebono System Sistema Akebono</p>	<p><b>PD/450</b> Akebono System Sistema Akebono</p>	<p><b>PD/452</b> Sumitomo System Sistema Sumitomo</p>
<p><b>PD/451</b> Girling System Sistema Girling</p>	<p><b>PD/450</b> Akebono System Sistema Akebono</p>	<p><b>PD/449</b> Akebono System Sistema Akebono</p>
<p><b>PD/451</b> Girling System Sistema Girling</p>	<p><b>PD/452</b> Sumitomo System Sistema Sumitomo</p>	<p><b>PD/449</b> Akebono System Sistema Akebono</p>



<p><b>PD/453</b></p>	<p>Akebono System Sistema Akebono</p>	<p><b>PD/454-E</b></p>	<p>Bendix System Sistema Bendix</p>
<p><b>PD/455</b></p> <p>OUTER EXTERNA</p>	<p>Sumitomo System Sistema Sumitomo</p> <p>INNER INTERNA</p>	<p><b>PD/458-B</b></p>	<p>Lockheed System Sistema Lockheed</p>
<p><b>PD/457</b></p> <p>OUTER EXTERNA</p>	<p>Akebono System Sistema Akebono</p> <p>INNER INTERNA</p>	<p><b>PD/464-B</b></p>	<p>Lockheed System Sistema Lockheed</p>
<p><b>PD/466</b></p>	<p>Girling System Sistema Girling</p>	<p><b>PD/468-A</b></p>	<p>Girling System Sistema Girling</p>
<p><b>PD/469</b></p>	<p>Sumitomo System Sistema Sumitomo</p>		

**PD/470** Girling System  
Sistema Girling

55.00  
113.80  
14.40  
55.00  
113.80  
14.40  
OUTER  
EXTERNA  
INNER  
INTERNA

**PD/472** Bendix System  
Sistema Bendix

66.50  
138.80  
18.00

**PD/473** Girling System  
Sistema Girling

72.60  
129.80  
18.00

**PD/471-A** Girling System  
Sistema Girling

50.00  
50.00  
16.00  
169.50  
50.00  
59.00  
59.00  
16.00  
169.50  
OUTER RIGHT  
EXTERNA DERECHO  
INNER RIGHT  
INTERNA DERECHO  
OUTER LEFT  
EXTERNA IZQUIERDO  
INNER LEFT  
INTERNA IZQUIERDO

**PD/474** Lockheed System  
Sistema Lockheed

66.60  
126.80  
18.00

**PD/475** Akebono System  
Sistema Akebono

51.60  
143.00  
17.00

**PD/477** Bosch System  
Sistema Bosch

42.80  
42.80  
15.70  
104.80  
42.80  
42.80  
15.70  
104.80

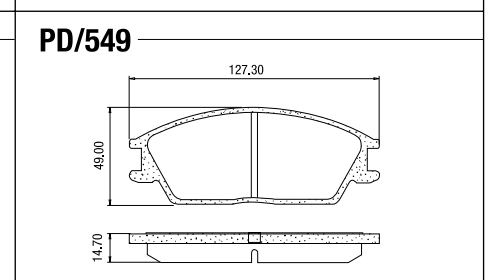
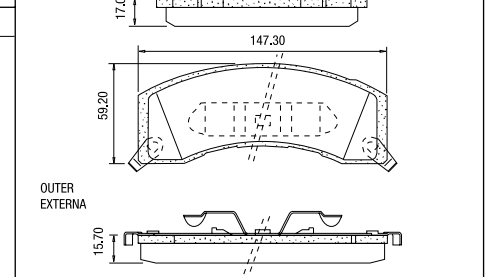
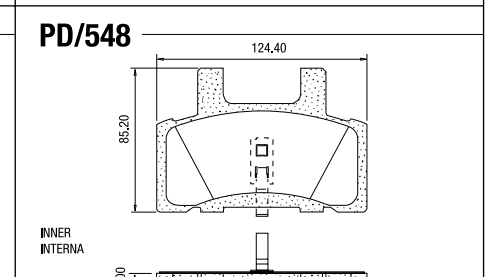
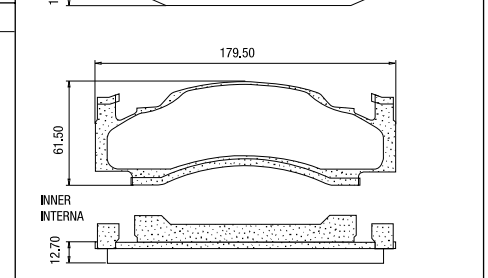
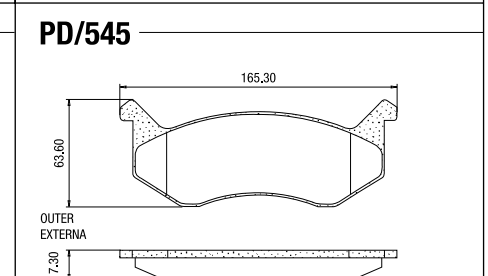
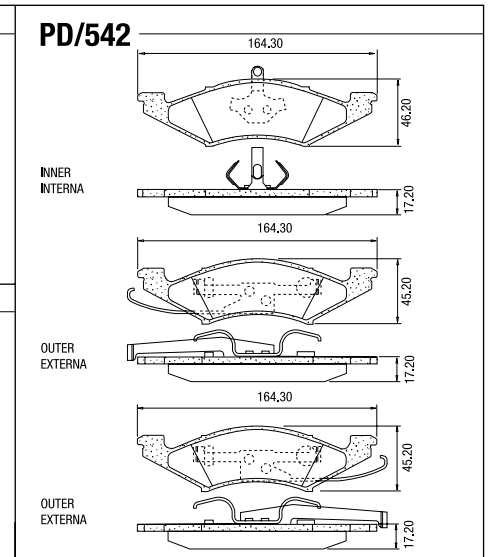
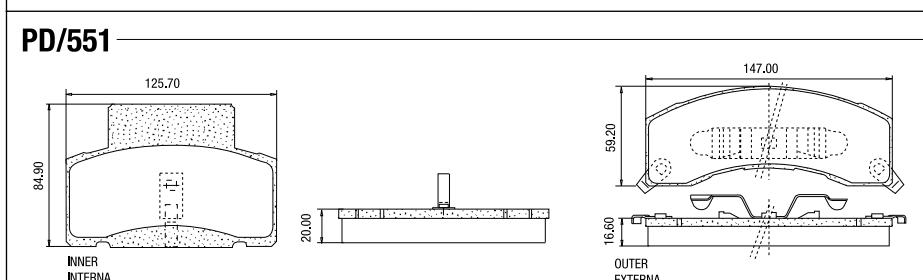
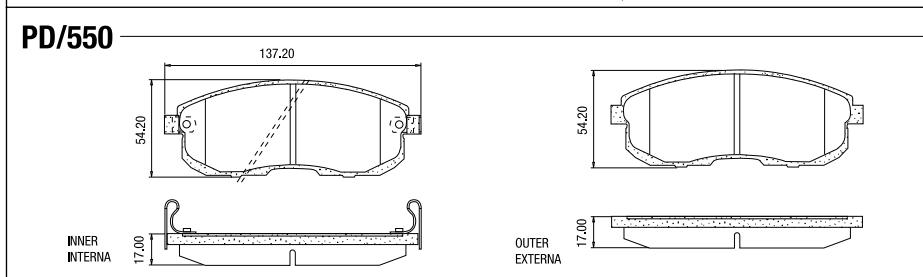
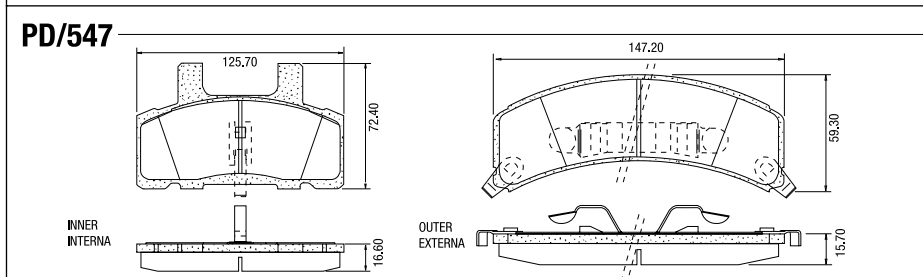
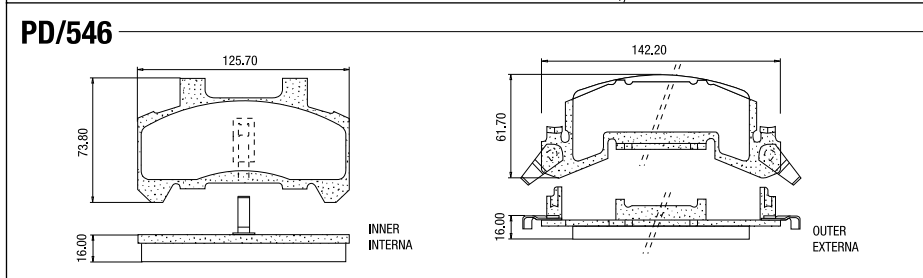
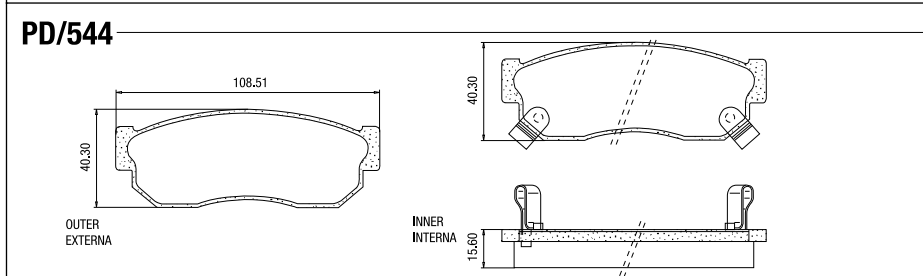
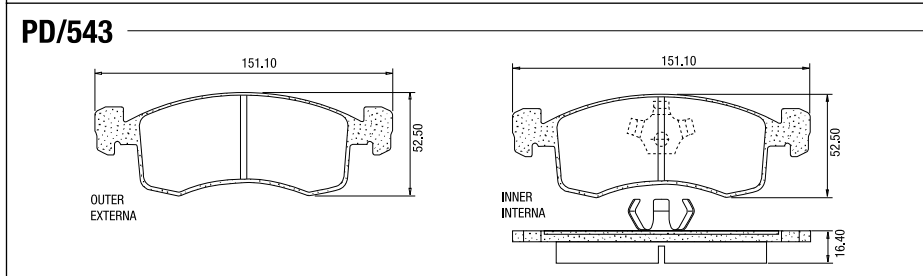
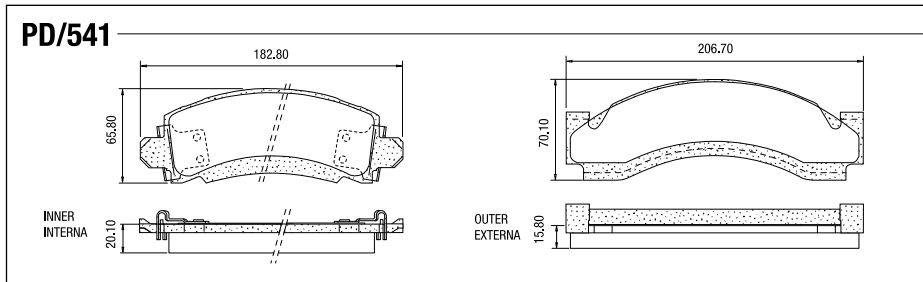
<p><b>PD/478</b></p>	<p>Mando System Sistema Mando</p>	<p><b>PD/479</b></p>
<p><b>PD/480</b></p>	<p>Girling System Sistema Girling</p> <p><b>PD/481-A</b></p> <p>INNER INTERNA</p>	<p>Teves System Sistema Teves</p> <p>OUTER EXTERNA</p>
<p><b>PD/482</b></p>	<p>Brembo System Sistema Brembo</p>	<p><b>PD/483-A</b></p>
<p><b>PD/484-A</b></p>	<p>Girling System Sistema Girling</p> <p><b>PD/485</b></p>	<p>Kelsey Hayes System Sistema Kelsey Hayes</p>
<p><b>PD/486</b></p>	<p>Sumitomo System Sistema Sumitomo</p> <p><b>PD/487</b></p>	<p>Girling System Sistema Girling</p> <p><b>PD/488</b></p>
<p><b>PD/489</b></p>	<p>Teves System Sistema Teves</p>	<p>Teves System Sistema Teves</p>

<p><b>PD/490</b></p> <p>Citroën System Sistema Citroën</p>	<p><b>PD/491</b></p> <p>TRW System Sistema TRW</p>	<p><b>PD/493</b></p> <p>Akebono System Sistema Akebono</p>
<p><b>PD/492</b></p> <p>Kelsey Hayes System Sistema Kelsey Hayes</p>	<p><b>PD/494</b></p> <p>Teves System Sistema Teves</p>	<p><b>PD/495</b></p>
<p><b>PD/496</b></p> <p>Akebono System Sistema Akebono</p>	<p><b>PD/497</b></p> <p>Teves System Sistema Teves</p>	<p><b>PD/498-A</b></p> <p>Bosch System Sistema Bosch</p>
<p><b>PD/499</b></p> <p>Bendix System Sistema Bendix</p>	<p><b>PD/500</b></p> <p>Sumitomo System Sistema Sumitomo</p>	<p><b>PD/501</b></p> <p>Bosch System Sistema Bosch</p>
<p><b>PD/502</b></p> <p>Bendix System Sistema Bendix</p>	<p><b>PD/503</b></p> <p>Akebono System Sistema Akebono</p>	<p><b>PD/504</b></p> <p>Teves System Sistema Teves</p>
<p><b>PD/505</b></p> <p>Bosch System Sistema Bosch</p>	<p><b>PD/506</b></p> <p>Bendix System Sistema Bendix</p>	<p><b>PD/507</b></p> <p>Sumitomo System Sistema Sumitomo</p>
<p><b>PD/508</b></p> <p>Bendix System Sistema Bendix</p>	<p><b>PD/509</b></p> <p>Akebono System Sistema Akebono</p>	<p><b>PD/510</b></p> <p>Teves System Sistema Teves</p>

<p><b>PD/503</b></p> <p>INNER INTERNA</p>	<p>Akebono System Sistema Akebono</p> <p>OUTER EXTERNA</p>	<p><b>PD/504</b></p> <p>INNER INTERNA</p>
<p><b>PD/505</b></p>	<p>Bosch System Sistema Bosch</p> <p><b>PD/506</b></p> <p>OUTER EXTERNA</p>	<p>Kelsey Hayes System Sistema Kelsey Hayes</p> <p>OUTER EXTERNA</p>
<p><b>PD/507</b></p> <p>RIGHT DERECHA</p>	<p>Bosch System Sistema Bosch</p> <p>INNER INTERNA</p>	
<p><b>PD/507</b></p> <p>LEFT IZQUIERDA</p>	<p><b>PD/508</b></p> <p>OUTER EXTERNA</p>	<p>Kelsey Hayes System Sistema Kelsey Hayes</p> <p>INNER INTERNA</p>
<p><b>PD/509-B</b></p>	<p>Bosch System Sistema Bosch</p> <p><b>PD/510</b></p>	<p>Kelsey Hayes System Sistema Kelsey Hayes</p>
<p><b>PD/511-B</b></p>	<p>Bosch System Sistema Bosch</p> <p><b>PD/512</b></p>	<p>TRW System Sistema TRW</p> <p><b>PD/513</b></p> <p>OUTER EXTERNA</p>
<p><b>PD/514</b></p>		<p>Girling System Sistema Girling</p> <p>INNER INTERNA</p>

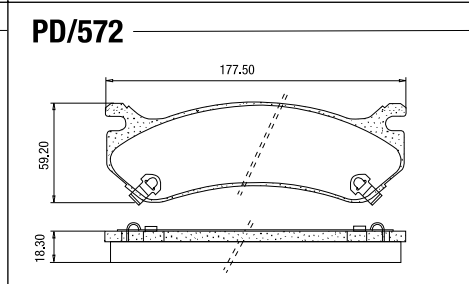
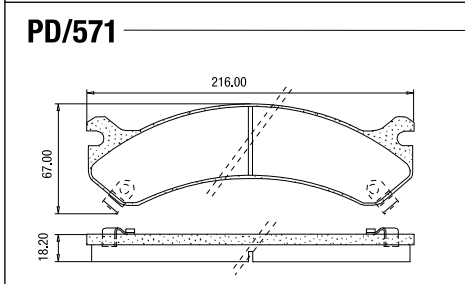
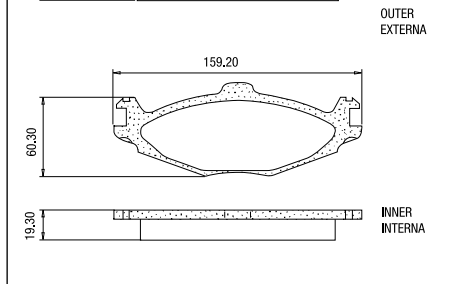
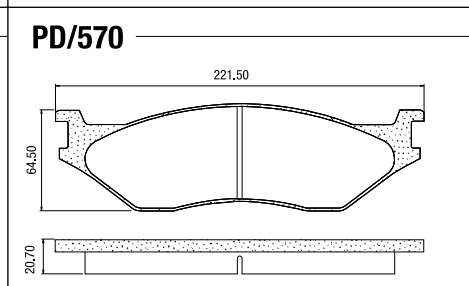
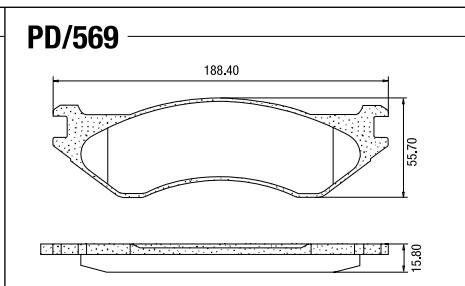
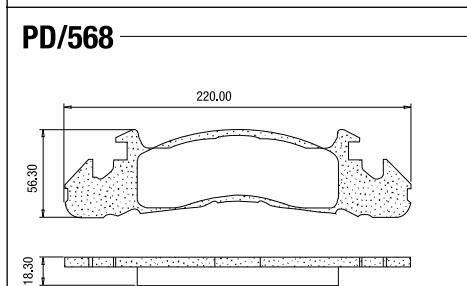
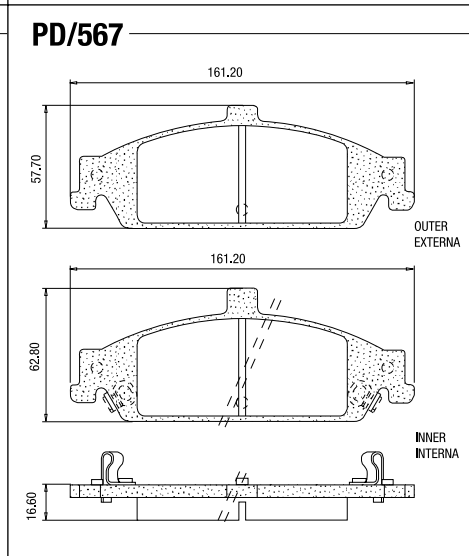
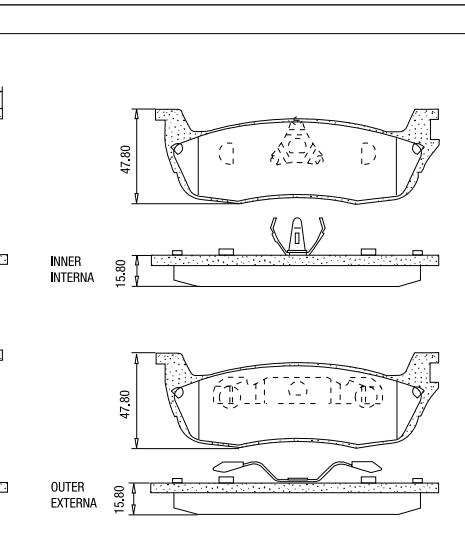
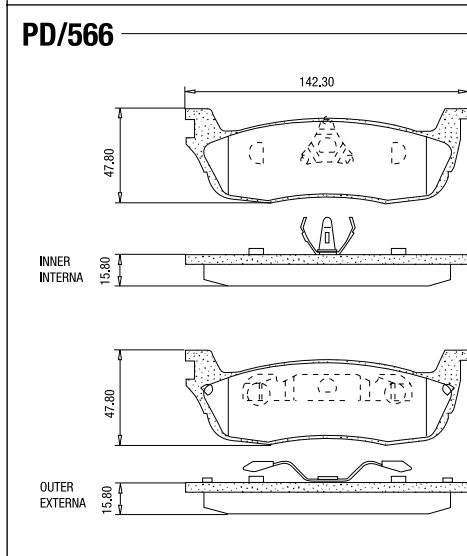
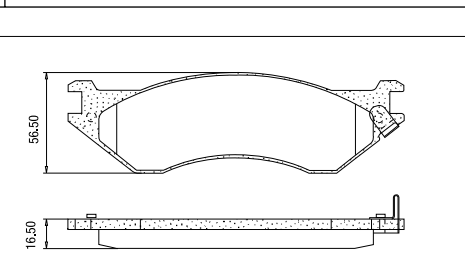
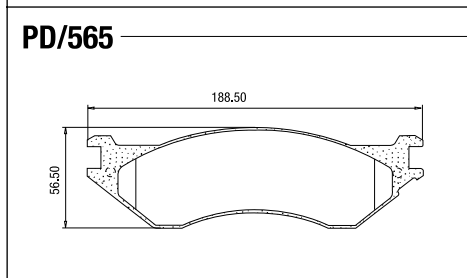
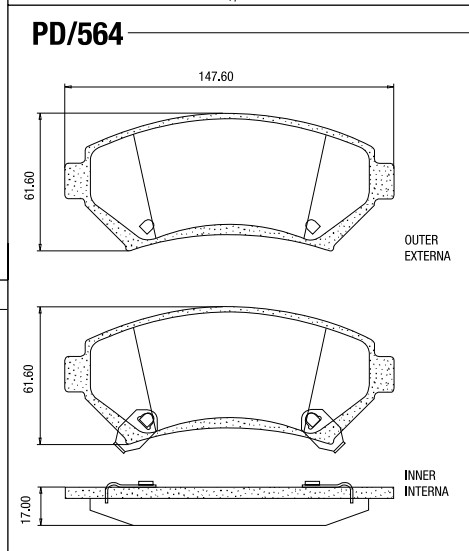
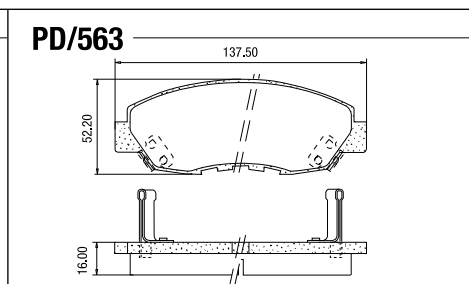
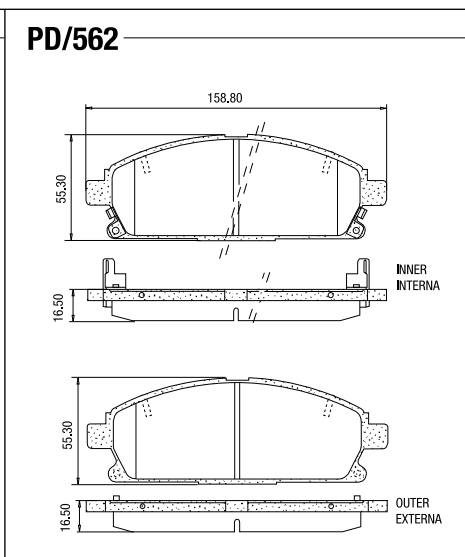
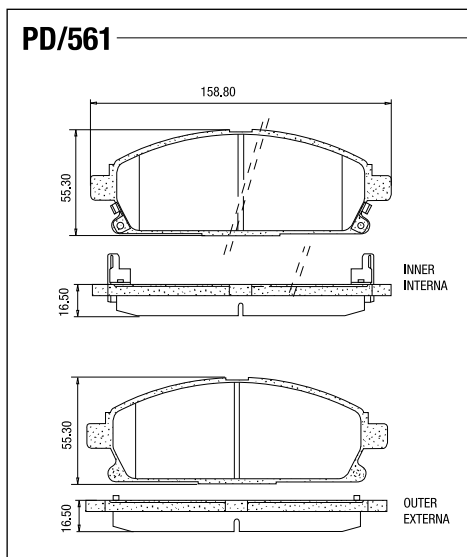
<p><b>PD/515</b></p> <p>Kelsey Hayes System Sistema Kelsey Hayes</p> <p>OUTER EXTERNA</p> <p>INNER INTERNA</p>	<p><b>PD/516</b></p> <p>Bosch System Sistema Bosch</p> <p>OUTER EXTERNA</p> <p>INNER INTERNA</p>
<p><b>PD/517</b></p> <p>Bendix System Sistema Bendix</p> <p>OUTER EXTERNA</p> <p>INNER INTERNA</p>	<p><b>PD/518</b></p> <p>Bosch System Sistema Bosch</p> <p>OUTER EXTERNA</p> <p>INNER INTERNA</p>
<p><b>PD/519</b></p> <p>Girling System Sistema Girling</p> <p>OUTER EXTERNA</p> <p>INNER INTERNA</p>	<p><b>PD/520</b></p> <p>Girling System Sistema Girling</p> <p>OUTER EXTERNA</p> <p>INNER INTERNA</p>
<p><b>PD/521-E</b></p> <p>Girling System Sistema Girling</p> <p>OUTER EXTERNA</p> <p>INNER INTERNA</p>	<p><b>PD/522-E</b></p> <p>Bendix System Sistema Bendix</p> <p>OUTER EXTERNA</p> <p>INNER INTERNA</p>
<p><b>PD/523</b></p> <p>OUTER EXTERNA</p> <p>INNER INTERNA</p>	<p><b>PD/524</b></p> <p>INNER INTERNA</p> <p>OUTER EXTERNA</p>
<p><b>PD/525-A</b></p> <p>Teves System Sistema Teves</p> <p>OUTER EXTERNA</p> <p>INNER INTERNA</p>	<p><b>PD/526</b></p> <p>Knorr System Sistema Knorr</p> <p>OUTER EXTERNA</p> <p>INNER INTERNA</p>

<p><b>PD/527</b></p> <p>TRW System Sistema TRW</p>	<p><b>PD/528</b></p> <p>Sumitomo System Sistema Sumitomo</p>	<p><b>PD/529</b></p> <p>Meritor System Sistema Meritor</p>
<p><b>PD/530</b></p> <p>INNER INTERNA</p>	<p><b>PD/531</b></p> <p>OUTER EXTERNA</p>	<p><b>PD/531</b></p> <p>Girling System Sistema Girling</p>
<p><b>PD/532</b></p> <p>OUTER EXTERNA</p>	<p><b>PD/532</b></p> <p>INNER INTERNA</p>	<p><b>PD/533</b></p> <p>INNER INTERNA</p>
<p><b>PD/535</b></p> <p>INNER INTERNA</p>	<p><b>PD/534</b></p>	<p><b>PD/533</b></p> <p>OUTER EXTERNA</p>
<p><b>PD/535</b></p> <p>OUTER EXTERNA</p>	<p><b>PD/536</b></p>	<p><b>PD/538</b></p> <p>Sumitomo System Sistema Sumitomo</p>
<p><b>PD/537</b></p> <p>INNER INTERNA</p>	<p><b>PD/537</b></p> <p>OUTER EXTERNA</p>	<p><b>PD/540</b></p> <p>INNER INTERNA</p>
<p><b>PD/539</b></p>	<p><b>PD/539</b></p>	<p><b>PD/540</b></p> <p>OUTER EXTERNA</p>

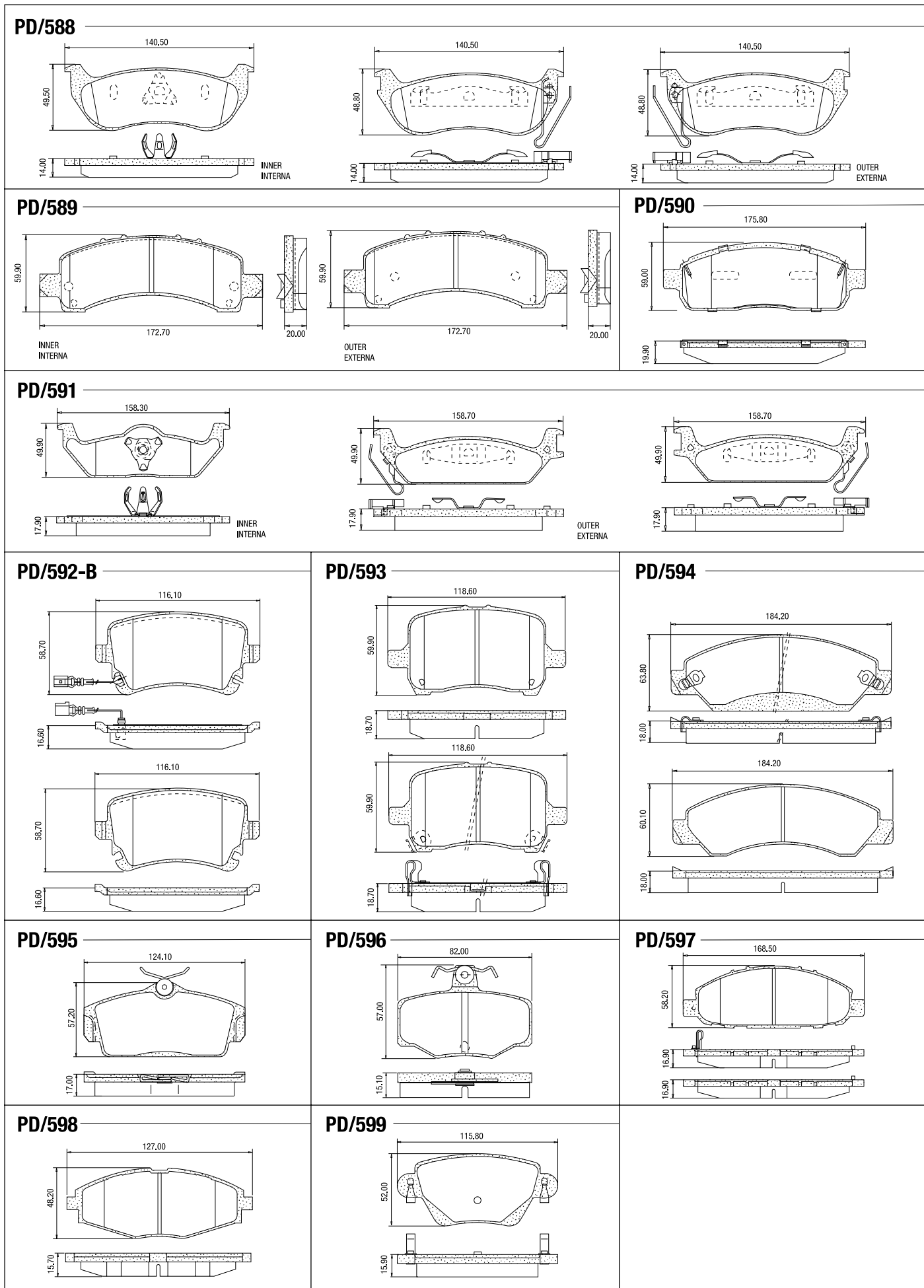




<p><b>PD/552</b></p> <p>INNER INTERNA OUTER EXTERNA</p>	<p><b>PD/553</b></p>
<p><b>PD/554</b></p> <p>INNER INTERNA OUTER EXTERNA</p>	<p><b>PD/556</b></p>
<p><b>PD/555</b></p> <p>INNER INTERNA OUTER EXTERNA</p>	<p><b>PD/556</b></p> <p>INNER INTERNA OUTER EXTERNA</p>
<p><b>PD/557</b></p> <p>INNER INTERNA OUTER EXTERNA</p>	<p><b>PD/556</b></p> <p>OUTER EXTERNA</p>
<p><b>PD/558</b></p>	<p><b>PD/559</b></p>
<p><b>PD/560</b></p> <p>INNER INTERNA OUTER EXTERNA</p>	



<p><b>PD/573</b></p>	<p><b>PD/574</b></p>	<p><b>PD/575</b></p>
<p><b>PD/578</b></p>	<p><b>PD/576</b></p>	<p><b>PD/577</b> Bosch System Sistema Bosch</p>
<p><b>PD/580</b></p>	<p><b>PD/581</b></p>	
<p><b>PD/583</b></p>	<p><b>PD/582</b></p>	
<p><b>PD/584</b></p>	<p><b>PD/585</b></p>	<p><b>PD/586</b></p>
		<p><b>PD/587</b></p>



<p><b>PD/600</b></p>		<p><b>PD/601</b> Bosch System Sistema Bosch</p>
<p><b>PD/602</b> Girling System Sistema Girling</p>	<p><b>PD/603</b></p>	<p><b>PD/605</b></p>
<p><b>PD/606</b></p>	<p><b>PD/603</b></p>	<p><b>PD/605</b></p>
<p><b>PD/607</b></p>	<p><b>PD/608</b></p>	<p><b>PD/608</b></p>
<p><b>PD/609</b></p>	<p><b>PD/608</b></p>	<p><b>PD/610</b></p>
<p><b>PD/612</b></p>	<p><b>PD/611</b> Sumitomo System Sistema Sumitomo</p>	<p><b>PD/610</b></p>
<p><b>PD/612</b></p>	<p><b>PD/613</b> Akebono System Sistema Akebono</p>	<p><b>PD/614</b> Akebono System Sistema Akebono</p>

<p><b>PD/615</b></p>	<p><b>PD/616</b> Sumitomo Systemt Sistema Sumitomo</p>	<p><b>PD/617</b></p>
<p><b>PD/618</b></p>	<p><b>PD/619</b> Akebono Systemt Sistema Akebono</p>	<p><b>PD/620</b> Teves Systemt Sistema Teves</p>
<p><b>PD/621</b></p>	<p><b>PD/623</b></p>	<p><b>PD/622</b></p>
<p><b>PD/624</b></p>	<p><b>PD/625</b></p>	<p><b>PD/626</b></p>
<p><b>PD/627</b></p>	<p><b>PD/623</b></p>	<p><b>PD/627</b></p>

<p><b>PD/628</b> Sumitomo System Sistema Sumitomo</p>	<p><b>PD/629</b> Sumitomo System Sistema Sumitomo</p>	<p><b>PD/630</b> Akebono System Sistema Akebono</p>
<p><b>PD/631</b> Sumitomo System Sistema Sumitomo</p>	<p><b>PD/632</b> Sumitomo System Sistema Sumitomo</p>	
<p><b>PD/633</b></p>	<p><b>PD/634</b></p>	
<p><b>PD/636</b></p>	<p><b>PD/637</b></p>	<p><b>PD/638</b></p>

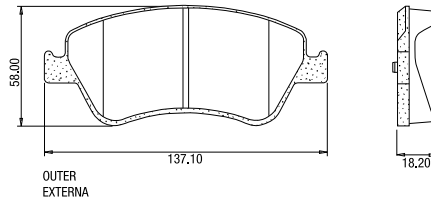
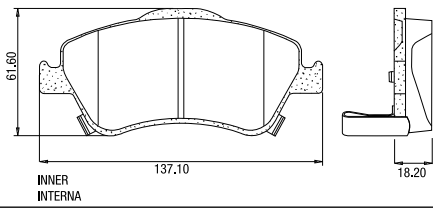
<p><b>PD/639</b></p>	<p><b>PD/640</b></p>	<p><b>PD/641</b></p>
<p><b>PD/642</b></p>	<p><b>PD/643</b></p>	<p><b>PD/644</b> <small>Akebono System Sistema Akebono</small></p>
<p><b>PD/645</b></p>	<p><b>PD/646</b></p>	<p><b>PD/644</b></p>
<p><b>PD/648</b></p>	<p><b>PD/647</b></p>	<p><b>PD/649-E</b> <small>Bosch System Sistema Bosch</small></p>
<p><b>PD/650-E</b> <small>Bosch System Sistema Bosch</small></p>	<p><b>PD/651</b> <small>Citroën System Sistema Citroën</small></p>	<p><b>PD/653</b></p>
<p><b>PD/650-E</b> <small>Bosch System Sistema Bosch</small></p>	<p><b>PD/652-B</b> <small>Bosch System Sistema Bosch</small></p>	



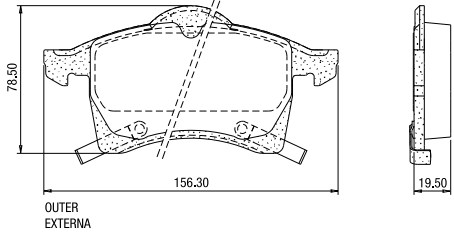
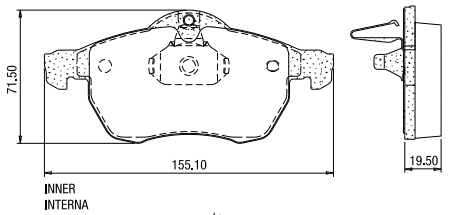
<p><b>PD/654</b></p>		
<p><b>PD/655</b></p>	<p><b>PD/656</b></p>	<p><b>PD/660</b></p>
<p><b>PD/662</b></p>	<p><b>PD/663</b></p>	<p><b>PD/664</b></p>
<p><b>PD/665</b></p>		<p><b>PD/666</b></p>
<p><b>PD/667</b></p>	<p><b>PD/668</b></p>	

Bosch System  
 Sistema Bosch

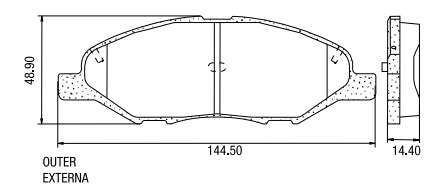
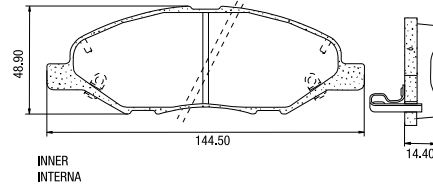
**PD/669**



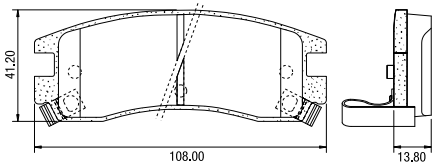
**PD/676**



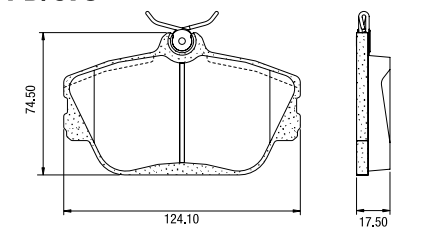
**PD/672**



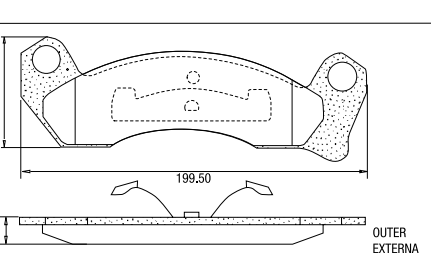
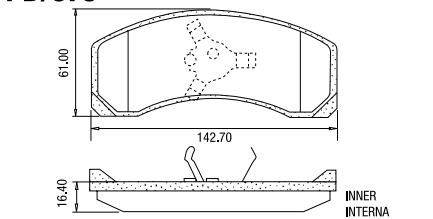
**PD/677**



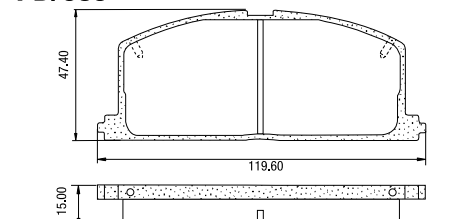
**PD/678**



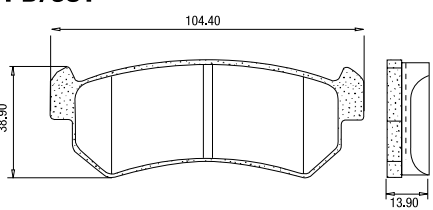
**PD/679**



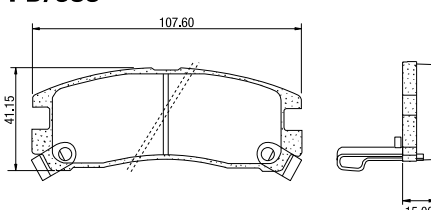
**PD/680**



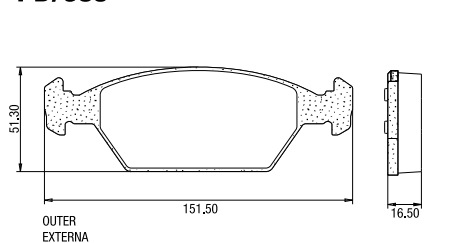
**PD/681**



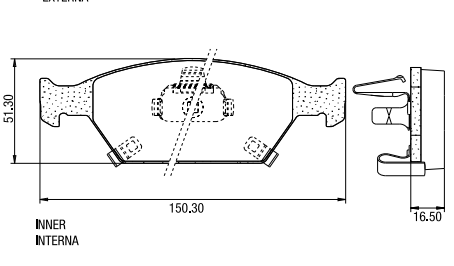
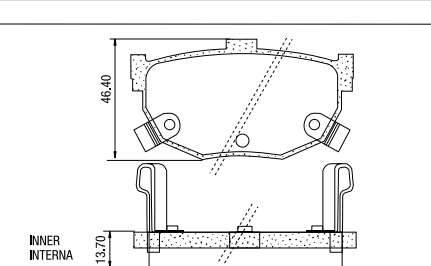
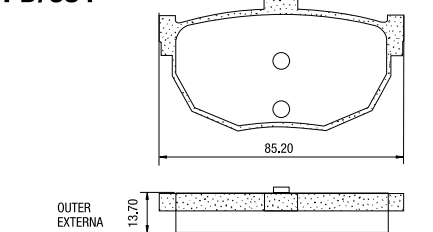
**PD/683**



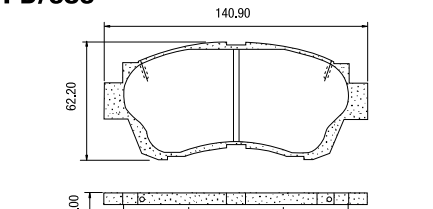
**PD/685**



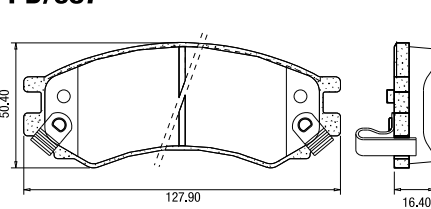
**PD/684**



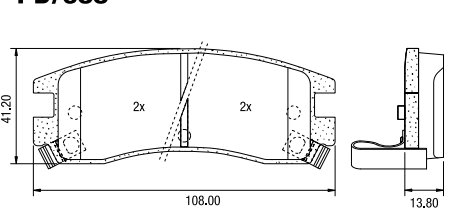
**PD/686**



**PD/687**



**PD/688**



<p><b>PD/689</b></p>	<p><b>PD/690</b></p>	<p><b>PD/691</b></p>
<p><b>PD/692</b></p>		
<p><b>PD/693</b></p>		<p><b>PD/694</b></p>
<p><b>PD/695</b></p>	<p><b>PD/696</b></p>	<p><b>PD/697</b></p>
<p><b>PD/698</b></p>	<p><b>PD/699</b></p>	<p><b>PD/697</b></p>
<p><b>PD/700</b></p>		<p><b>PD/702</b></p>
<p><b>PD/701</b></p>		<p><b>PD/703</b></p>

<p><b>PD/704</b></p>		<p><b>PD/706</b></p>
<p><b>PD/705</b></p>		<p><b>PD/707</b></p>
<p><b>PD/708</b></p>		<p><b>PD/709</b></p>
<p><b>PD/711</b></p>		<p><b>PD/712</b></p>
<p><b>PD/713</b></p>	<p><b>PD/714</b></p>	
<p><b>PD/715</b></p>		

<p><b>PD/716</b></p> <p>Teves System Sistema Teves</p>	<p><b>PD/717</b></p> <p>Akebono System Sistema Akebono</p>
<p><b>PD/719</b></p>	<p><b>PD/720</b></p>
<p><b>PD/721</b></p>	<p><b>PD/722</b></p>
<p><b>PD/723</b></p>	<p><b>PD/724</b></p>
<p><b>PD/725</b></p>	<p><b>PD/726</b></p>
<p><b>PD/727</b></p>	<p><b>PD/728</b></p>
<p><b>PD/729</b></p>	<p><b>PD/730</b></p>
<p><b>PD/731</b></p>	<p><b>PD/732</b></p>

<p><b>PD/733</b></p>	<p><b>PD/734</b></p>	<p><b>PD/735</b></p>
<p><b>PD/736</b></p> <p>INNER INTERNA</p>	<p><b>PD/737</b></p> <p>OUTER EXTERNA</p>	<p><b>PD/737</b></p>
<p><b>PD/738</b></p>	<p><b>PD/739</b></p>	<p><b>PD/740</b></p>
<p><b>PD/741</b></p> <p>INNER INTERNA</p>	<p><b>PD/741</b></p> <p>OUTER EXTERNA</p>	<p><b>PD/742</b></p>
<p><b>PD/743</b></p>	<p><b>PD/744</b></p>	<p><b>PD/745</b></p>
<p><b>PD/746</b></p>	<p><b>PD/747</b></p>	<p><b>PD/748</b></p>
<p><b>PD/749</b></p>	<p><b>PD/750</b></p> <p>INNER INTERNA</p>	<p><b>PD/750</b></p> <p>OUTER EXTERNA</p>

<p><b>PD/751</b></p>		<p><b>PD/752</b></p>
<p><b>PD/753</b></p>	<p><b>PD/754</b></p>	<p><b>PD/755</b></p>
<p><b>PD/756</b></p>	<p><b>PD/757</b></p>	<p><b>PD/758</b></p>
<p><b>PD/759</b></p>	<p><b>PD/760</b></p>	<p><b>PD/761</b></p>
<p><b>PD/762</b></p>	<p><b>PD/763</b></p>	<p><b>PD/764</b></p>
<p><b>PD/765</b></p>	<p><b>PD/766</b></p>	

<p><b>PD/767</b></p>	<p><b>PD/768</b></p>	<p><b>PD/768</b></p>
<p><b>PD/769</b></p>	<p><b>PD/770</b></p>	<p><b>PD/771</b></p>
<p><b>PD/772</b></p>	<p><b>PD/772</b></p>	<p><b>PD/773</b></p>
<p><b>PD/774</b></p>	<p><b>PD/774</b></p>	<p><b>PD/775</b></p>
<p><b>PD/776</b></p>	<p><b>PD/777</b></p>	<p><b>PD/775</b></p>
<p><b>PD/778</b></p>	<p><b>PD/779</b></p>	<p><b>PD/779</b></p>
<p><b>PD/780</b></p>	<p><b>PD/780</b></p>	<p><b>PD/781</b></p>



<p><b>PD/782</b></p>		<p><b>PD/783</b></p>
<p><b>PD/784</b></p>	<p><b>PD/785</b></p>	
<p><b>PD/786</b></p>		<p><b>PD/787</b></p>
<p><b>PD/788</b></p>	<p><b>PD/789</b></p>	
<p><b>PD/790</b></p>	<p><b>PD/791</b></p>	
<p><b>PD/792</b></p>		<p><b>PD/793</b></p>
<p><b>PD/794</b></p>		

<p><b>PD/795</b></p> <p>INNER INTERNA 17.80</p>	<p>OUTER EXTERNA</p>	<p><b>PD/797</b></p> <p>18.00</p>
<p><b>PD/796</b></p> <p>INNER INTERNA 15.80</p>	<p>OUTER EXTERNA</p>	<p>18.00</p>
<p><b>PD/798</b></p> <p>14.00</p>	<p><b>PD/799</b></p> <p>16.80</p>	<p><b>PD/800</b></p> <p>18.00</p>
<p><b>PD/801</b></p> <p>16.20</p>	<p><b>PD/802</b></p> <p>INNER INTERNA 17.00</p>	<p>OUTER EXTERNA 17.00</p>
<p><b>PD/803</b></p> <p>INNER INTERNA 15.00</p>	<p>15.00</p> <p>OUTER EXTERNA</p>	<p><b>PD/804</b></p> <p>INNER INTERNA 16.80</p>
<p><b>PD/805</b></p> <p>17.80</p>	<p><b>PD/806</b></p> <p>17.10</p>	<p>OUTER EXTERNA 16.80</p>
<p><b>PD/807</b></p> <p>INNER INTERNA 18.00</p>	<p>OUTER EXTERNA</p>	<p><b>PD/808</b></p> <p>17.70</p>

<p><b>PD/809</b></p>	<p><b>PD/810</b></p>	
<p><b>PD/811</b></p>	<p><b>PD/812</b></p>	<p><b>PD/813</b></p>
<p><b>PD/814</b></p>	<p><b>PD/815</b></p>	<p><b>PD/816</b></p>
<p><b>PD/817</b></p>	<p><b>PD/818</b></p>	<p><b>PD/819</b></p>
<p><b>PD/1000</b></p>	<p><b>PD/1000-B</b></p>	
<p><b>PD/1001</b></p>	<p><b>PD/1001-B</b></p>	
<p><b>PD/1002</b></p>	<p><b>PD/1003</b></p>	

<p><b>PD/1004</b></p> <p>INNER INTERNA 183.20 22.00          OUTER EXTERNA 238.20 22.00</p>		
<p><b>PD/1005</b></p> <p>108.40 47.90 15.80          108.50 47.90 15.80          INNER INTERNA          OUTER EXTERNA</p>		<p><b>PD/1006</b></p> <p>177.20 68.60 19.90</p>
<p><b>PD/1007</b></p> <p>81.80 188.0 16.60          59.00 188.0 15.60          INNER INTERNA          OUTER EXTERNA</p>		<p><b>PD/1008</b></p> <p>57.50 163.20 16.90</p>
<p><b>PD/1009</b></p> <p>71.80 117.80 16.00</p>	<p><b>PD/1010</b></p> <p>72.00 69.10 14.90</p>	<p><b>PD/1011</b></p> <p>70.60 131.10 18.80          INNER INTERNA</p>
<p><b>PD/1012</b></p> <p>61.00 140.20 15.90          49.35 140.20 15.90          INNER INTERNA          OUTER EXTERNA</p>		<p><b>PD/1013</b></p> <p>75.64 63.80 14.30</p>
<p><b>PD/1014</b></p> <p>56.00 157.20 15.90</p>		
<p><b>PD/1015</b></p> <p>59.90 172.70 17.00          59.90 172.70 17.00          INNER INTERNA          OUTER EXTERNA</p>		<p><b>PD/1016</b></p> <p>81.10 95.50 16.30</p>

<p><b>PD/1017</b></p>	<p><b>PD/1018</b></p>	
<p><b>PD/1019</b></p>	<p><b>PD/1020</b></p>	<p><b>PD/1021</b></p>
<p><b>PD/1022</b></p>	<p><b>PD/1023</b></p>	<p><b>PD/1024</b></p>
<p><b>PD/1025</b></p>	<p><b>PD/1026</b></p>	<p><b>PD/1028-A</b></p>
<p><b>PD/1029-A</b></p>	<p><b>PD/1030</b></p>	<p><b>PD/1031</b></p>
<p><b>PD/1032</b></p>	<p><b>PD/1033</b></p>	<p><b>PD/1033</b></p>
<p><b>PD/1034</b></p>	<p><b>PD/1035</b></p>	<p><b>PD/1035</b></p>

<p><b>PD/1036</b></p>	<p><b>PD/1037</b></p> <p>INNER INTERNA</p> <p>OUTER EXTERNA</p>	
<p><b>PD/1038</b></p>	<p><b>PD/1039</b></p>	<p><b>PD/1041</b></p>
<p><b>PD/1040</b></p> <p>INNER INTERNA</p> <p>OUTER EXTERNA</p>		<p><b>PD/1042</b></p> <p>INNER INTERNA</p>
<p><b>PD/1043</b></p> <p>INNER INTERNA</p>	<p><b>PD/1043</b></p> <p>OUTER EXTERNA</p>	<p><b>PD/1043</b></p> <p>OUTER EXTERNA</p>
<p><b>PD/1044</b></p>	<p><b>PD/1045</b></p>	<p><b>PD/1046</b></p>
<p><b>PD/1047</b></p> <p>INNER</p>		<p><b>PD/1048</b></p>
<p><b>PD/1049</b></p> <p>INNER INTERNA</p>	<p><b>PD/1050</b></p> <p>OUTER EXTERNA</p> <p><b>PD/1050</b></p>	

<p><b>PD/1051</b></p> <p>54.00 122.70 16.10 INNER INTERNA</p>	<p>54.00 123.80 16.30 OUTER EXTERNA</p>	<p><b>PD/1052</b></p> <p>74.80 155.20 19.80 INNER INTERNA</p>
<p><b>PD/1053</b></p> <p>Rods 98.80 190.20 15.40</p>	<p><b>PD/1054</b></p> <p>47.20 87.10 15.90</p>	<p>73.70 156.50 18.30 OUTER EXTERNA</p>
<p><b>PD/1055</b></p> <p>63.50 157.20 17.00</p>	<p><b>PD/1056</b></p> <p>64.70 74.80 14.60</p>	<p><b>PD/1057</b></p> <p>50.00 188.50 19.80</p>
<p><b>PD/1058</b></p> <p>68.40 162.60 17.40</p>	<p><b>PD/1059</b></p> <p>48.20 123.20 15.50 INNER INTERNA</p>	<p>43.20 123.20 15.50 OUTER EXTERNA</p>
<p><b>PD/1060</b></p> <p>60.20 76.70 13.70</p>	<p><b>PD/1061</b></p> <p>51.50 123.20 15.40 INNER INTERNA</p>	<p>51.80 123.20 15.40 OUTER EXTERNA</p>
<p><b>PD/1062</b></p> <p>63.20 123.20 17.70 INNER INTERNA</p>	<p>63.20 123.20 17.70 OUTER EXTERNA</p>	<p><b>PD/1064</b></p> <p>49.72 124.20 16.40</p>
<p><b>PD/1063</b></p> <p>73.70 134.60 16.90 INNER INTERNA</p>	<p>76.00 134.60 16.90 OUTER EXTERNA</p>	<p><b>PD/1065</b></p> <p>38.30 120.90 13.90</p>

<p><b>PD/1066</b></p>	<p><b>PD/1067</b></p>	<p><b>PD/1068</b></p>
<p><b>PD/1069</b></p>	<p><b>PD/1070</b></p>	<p><b>PD/1071</b></p>
<p><b>PD/1072</b></p>	<p><b>PD/1073</b></p>	<p><b>PD/1074</b></p>
<p><b>PD/1075</b></p>	<p><b>PD/1076</b></p>	<p><b>PD/1076</b></p>
<p><b>PD/1077</b></p>	<p><b>PD/1077</b></p>	<p><b>PD/1078</b></p>
<p><b>PD/1079</b></p>	<p><b>PD/1080</b></p>	<p><b>PD/1081</b></p>
<p><b>PD/1082</b></p>	<p><b>PD/1083</b></p>	



<p><b>PD/1084</b></p>	<p><b>PD/1085</b></p>
<p><b>PD/1086</b></p>	<p><b>PD/1087</b></p>
<p><b>PD/1088</b></p>	<p><b>PD/1089</b></p>
<p><b>PD/1092</b></p>	<p><b>PD/1093</b></p>
<p><b>PD/1094-A</b></p>	<p><b>PD/1095-A</b></p>
<p><b>PD/1097</b></p>	<p><b>PD/1098</b></p>



REF. FRAS-LE	APPLICATION APLICACIÓN	SET COMPOSITION	COMPOSICIÓN DEL JUEGO
PD/1	Alfa Romeo, Ford	4 equal pads	4 pastillas iguales
PD/5	Fiat	2 pads without spring 2 pads with spring	2 pastillas sin resorte 2 pastillas con resorte
PD/6	Fiat	2 pads without spring 2 pads with spring and connector	2 pastillas sin resorte 2 pastillas con resorte y conector
PD/7	Fiat	2 pads without spring 1 pad with spring 1 pad with spring and connector	2 pastillas sin resorte 1 pastilla con resorte 1 pastilla con resorte y conector
PD/8	Fiat	2 pads with connector 2 pads without connector	2 pastillas con conector 2 pastillas sin conector
PD/9	Volkswagen	2 pads without spring 2 pads with spring	2 pastillas sin resorte 2 pastillas con resorte
PD/10	Chevrolet	2 inner pads 2 outer pads	2 pastillas internas 2 pastillas externas
PD/11	Chevrolet	4 equal pads	4 pastillas iguales
PD/13	Clark, Volkswagen	4 equal pads	4 pastillas iguales
PD/16	Volkswagen	4 equal pads	4 pastillas iguales
PD/17	Volkswagen	4 equal pads	4 pastillas iguales
PD/18	Fiat, Ford	4 equal pads	4 pastillas iguales
PD/19-C	Agrale, Ford, Chevrolet	2 inner pads 2 outer pads	2 pastillas internas 2 pastillas externas
PD/22	Ford, Chevrolet	4 equal pads	4 pastillas iguales
PD/22-B	Ford, Chevrolet	3 pads without connector 1 pad with connector	3 pastillas sin conector 1 pastilla con conector
PD/23	Volkswagen	2 pads without spring 2 pads with spring	2 pastillas sin resorte 2 pastillas con resorte
PD/24	Ford, Volkswagen	2 pads without spring 2 pads with spring	2 pastillas sin resorte 2 pastillas con resorte
PD/24-A	Ford, Volkswagen	2 pads without spring 2 pads with spring and connector	2 pastillas sin resorte 2 pastillas con resorte y conector
PD/24-B	Ford, Volkswagen	2 pads without spring 1 pad with spring 1 pad with spring and connector	2 pastillas sin resorte 1 pastilla con resorte 1 pastilla con resorte y conector
PD/25	Fiat	2 pads without spring 2 pads with spring	2 pastillas sin resorte 2 pastillas con resorte
PD/25-A	Fiat	2 pads without spring 2 pads with spring and connector	2 pastillas sin resorte 2 pastillas con resorte y conector
PD/25-B	Fiat	2 pads without spring 1 pad with spring 1 pad with spring and connector	2 pastillas sin resorte 1 pastilla con resorte 1 pastilla con resorte y conector
PD/25-RA	Fiat	2 pads without spring 2 pads with spring	2 pastillas sin resorte 2 pastillas con resorte
PD/25-RA-A	Fiat	2 pads without spring 1 pad with spring 1 pad with spring and connector bipolar	2 pastillas sin resorte 1 pastilla con resorte 1 pastilla con resorte y conector bipolar
PD/25-RA-B	Fiat	2 pads without spring 1 pad with spring 1 pad with spring and connector bipolar	2 pastillas sin resorte 1 pastilla con resorte 1 pastilla con resorte y conector bipolar
PD/25-RA-FA	Fiat	2 pads without spring 1 pad with spring 1 pad with spring and connector bipolar	2 pastillas sin resorte 1 pastilla con resorte 1 pastilla con resorte y conector bipolar
PD/25-RA-FB	Fiat	2 pads without spring 1 pad with spring 1 pad with spring and connector bipolar	2 pastillas sin resorte 1 pastilla con resorte 1 pastilla con resorte y conector bipolar
PD/25-RA-P	Fiat	2 pads without spring 2 pad with spring and connector	2 pastillas sin resorte 2 pastillas con resorte y conector
PD/25-RA-R	Fiat	2 pads without spring 2 pad with spring and connector	2 pastillas sin resorte 2 pastillas con resorte y conector
PD/26	Fiat	4 equal pads	4 pastillas iguales
PD/26-A	Fiat	2 pads without spring 2 pads with spring	2 pastillas sin conector 2 pastillas con conector

REF. FRAS-LE	APPLICATION APLICACIÓN	SET COMPOSITION	COMPOSICIÓN DEL JUEGO
PD/27-A	Fiat	2 pads with spring and without connector 1 pad with spring and connector on right side 1 pad with spring and connector on left side	2 pastillas con resorte y sin conector 1 pastilla con resorte y conector derecho 1 pastilla con resorte y conector izquierdo
PD/28	Ford, Volkswagen	2 pads without spring 2 pads with spring	2 pastillas sin resorte 2 pastillas con resorte
PD/28-B	Ford, Volkswagen	2 pads without spring 1 pad with spring 1 pad with spring and connector	2 pastillas sin resorte 1 pastilla con resorte 1 pastilla con resorte y conector
PD/29	Caterpillar, Clark, Terex, Volvo	4 equal pads	4 pastillas iguales
PD/31	Lada	4 equal pads	4 pastillas iguales
PD/32	Lada	4 equal pads	4 pastillas iguales
PD/34	Ford, Volkswagen	2 pads without spring 2 pads with spring	2 pastillas sin resorte 2 pastillas con resorte
PD/35	Ford, Volkswagen	4 equal pads	4 pastillas iguales
PD/36	Ford, Volkswagen	4 equal pads	4 pastillas iguales
PD/37	Chevrolet	2 pads without spring 2 pads with spring	2 pastillas sin resorte 2 pastillas con resorte
PD/38	Chevrolet	4 equal pads	4 pastillas iguales
PD/39	Ford, Volkswagen	2 pads without spring 2 pads with spring	2 pastillas sin resorte 2 pastillas con resorte
PD/40	Chevrolet	2 pads without spring 2 pads with spring	2 pastillas sin resorte 2 pastillas con resorte
PD/41	Chevrolet	4 equal pads	4 pastillas iguales
PD/42	Chevrolet	2 pads without spring 2 pads with spring	2 pastillas sin resorte 2 pastillas con resorte
PD/43	Volkswagen	4 equal pads	4 pastillas iguales
PD/44	Ford, Volkswagen	2 pads without spring 2 pads with spring	2 pastillas sin resorte 2 pastillas con resorte
PD/44-B	Ford, Volkswagen	2 pads without spring 1 pad with spring 1 pad with spring and connector	2 pastillas sin resorte 1 pastilla con resorte 1 pastilla con resorte y conector
PD/45	Ford, Volkswagen	2 pads without spring 2 pads with spring	2 pastillas sin resorte 2 pastillas con resorte
PD/46	Chevrolet	2 inner pads 2 outer pads	2 pastillas internas 2 pastillas externas
PD/47	Fiat	2 pads without spring 2 pads with spring	2 pastillas sin resorte 2 pastillas con resorte
PD/47-A	Fiat	2 pads without spring 2 pads with spring and connector	2 pastillas sin resorte 2 pastillas con resorte y conector
PD/47-RA-P	Peugeot	2 pads without spring 2 pad with spring and connector	2 pastillas sin resorte 2 pastillas con resorte y conector
PD/48	Fiat	2 pads without spring 2 pads with spring	2 pastillas sin resorte 2 pastillas con resorte
PD/48-A	Fiat	2 pads without spring 2 pads with spring and connector	2 pastillas sin resorte 2 pastillas con resorte y conector
PD/49	Fiat	2 pads without spring 2 pads with spring	2 pastillas sin resorte 2 pastillas con resorte
PD/50	Chevrolet	4 equal pads	4 pastillas iguales
PD/51	Volkswagen	2 pads without spring 2 pads with spring	2 pastillas sin resorte 2 pastillas con resorte
PD/52	Chevrolet	2 pads without spring 2 pads with spring	2 pastillas sin resorte 2 pastillas con resorte
PD/54	Chevrolet, Volkswagen	2 pads without spring 2 pads with spring	2 pastillas sin resorte 2 pastillas con resorte
PD/55	Ford	2 inner pads 2 outer pads	2 pastillas internas 2 pastillas externas

REF. FRAS-LE	APPLICATION APLICACIÓN	SET COMPOSITION	COMPOSICIÓN DEL JUEGO
PD/57	Chevrolet	1 outer pad with wear indicator on right side 1 outer pad with wear indicator on left side 1 inner pad with wear indicator on right side 1 inner pad with wear indicator on left side	1 pastilla externa con indicador de desgaste derecho 1 pastilla externa con indicador de desgaste izquierdo 1 pastilla interna con indicador de desgaste derecho 1 pastilla interna con indicador de desgaste izquierdo
PD/58	Audi, Volkswagen	2 inner pads with spring 2 outer pads with spring	2 pastillas internas con resorte 2 pastillas externas con resorte
PD/58-B	Audi, Volkswagen	2 outer pads with spring 1 inner pad with spring 1 inner pad with spring and connector	2 pastillas externas con resorte 1 pastilla interna con resorte 1 pastilla interna con resorte y conector
PD/59	Audi, Citroen, Peugeot, Seat, Volkswagen	4 equal pads	4 pastillas iguales
PD/60	Fiat	2 pads without spring 2 pads with spring	2 pastillas sin resorte 2 pastillas con resorte
PD/60-A	Fiat	2 pads without spring 2 pads with spring and connector	2 pastillas sin resorte 2 pastillas con resorte y conector
PD/61	Ford	2 pads without spring 2 pads with spring	2 pastillas sin resorte 2 pastillas con resorte
PD/62	Ford	4 equal pads	4 pastillas iguales
PD/63	Ford	4 equal pads	4 pastillas iguales
PD/64	Kia Motors	2 outer pads 1 inner pad with wear indicator on right side 1 inner pad with wear indicator on left side	2 pastillas externas 1 pastilla interna con indicador de desgaste derecho 1 pastilla interna con indicador de desgaste izquierdo
PD/65	Ford	2 pads without spring 2 pads with spring	2 pastillas sin resorte 2 pastillas con resorte
PD/66	Fiat	2 pads without spring 2 pads with spring	2 pastillas sin resorte 2 pastillas con resorte
PD/66-A	Fiat	2 pads without spring 2 pads with spring and connector	2 pastillas sin resorte 2 pastillas con resorte y conector
PD/66-B	Fiat	2 pads without spring 1 pad with spring 1 pad with spring and connector	2 pastillas sin resorte 1 pastilla con resorte 1 pastilla con resorte y conector
PD/67	Mercedes-Benz	4 equal pads	4 pastillas iguales
PD/67-A	Mercedes-Benz	2 pads without spring 2 pads with spring	2 pastillas sin conector 2 pastillas con conector
PD/68	Fiat	2 pads without spring 2 pads with spring	2 pastillas sin resorte 2 pastillas con resorte
PD/69	Kia Motors	2 outer pads 1 inner pad with wear indicator on right side 1 inner pad with wear indicator on left side	2 pastillas externas 1 pastilla interna con indicador de desgaste derecho 1 pastilla interna con indicador de desgaste izquierdo
PD/71	Honda	2 outer pads 1 inner pad with wear indicator on right side 1 inner pad with wear indicator on left side	2 pastillas externas 1 pastilla interna con indicador de desgaste derecho 1 pastilla interna con indicador de desgaste izquierdo

REF. FRAS-LE	APPLICATION APLICACIÓN	SET COMPOSITION	COMPOSICIÓN DEL JUEGO
PD/72	Chevrolet	2 inner pads 1 outer pad with wear indicator on right side 1 outer pad with wear indicator on left side	2 pastillas internas 1 pastilla externa con indicador de desgaste derecho 1 pastilla externa con indicador de desgaste izquierdo
PD/73	Audi, Volkswagen	4 equal pads	4 pastillas iguales
PD/73-B	Audi, Volkswagen	2 outer pads with spring 1 inner pad with spring 1 inner pad with spring and connector	2 pastillas externas con resorte 1 pastilla interna con resorte 1 pastilla interna con resorte y conector
PD/74	Mitsubishi	2 pads without wear indicator 1 pad with wear indicator on right side 1 pad with wear indicator on left side	2 pastillas sin indicador de desgaste 1 pastilla con indicador de desgaste derecho 1 pastilla con indicador de desgaste izquierdo
PD/75	Nissan	4 equal pads	4 pastillas iguales
PD/76	Ford, Jaguar, Lincoln	4 equal pads	4 pastillas iguales
PD/77	Chevrolet	2 inner pads 2 outer pads	2 pastillas internas 2 pastillas externas
PD/78-A	Fiat	2 pads with connector 2 pads without connector	2 pastillas con conector 2 pastillas sin conector
PD/79	Ford	2 pads without spring 2 pads with spring	2 pastillas sin resorte 2 pastillas con resorte
PD/80	Ford	2 outer pads 2 inner pads	2 pastillas externas 2 pastillas internas
PD/81	Volkswagen	2 pads without spring 2 pads with spring	2 pastillas sin resorte 2 pastillas con resorte
PD/82	Chevrolet	2 inner pads 2 outer pads	2 pastillas internas 2 pastillas externas
PD/11	Chevrolet	4 equal pads	4 pastillas iguales
PD/84	Chevrolet	2 inner pads with spring 1 outer pad with wear indicator on right side 1 outer pad with wear indicator on left side	2 pastillas internas con resorte 1 pastilla externa con indicador de desgaste derecho 1 pastilla externa con indicador de desgaste izquierdo
PD/85	Fiat	2 pads without spring 2 pads with spring	2 pastillas sin resorte 2 pastillas con resorte
PD/102	Agrale, Ford, Marcopolo	4 equal pads	4 pastillas iguales
PD/103	Chevrolet	4 equal pads	4 pastillas iguales
PD/104	Mercedes-Benz	4 equal pads	4 pastillas iguales
PD/104-A	Mercedes-Benz	2 pads without spring 2 pads with spring	2 pastillas sin conector 2 pastillas con conector
PD/105	Ford, Chevrolet	4 equal pads	4 pastillas iguales
PD/106	Ford, Chevrolet	4 equal pads	4 pastillas iguales
PD/107	Chevrolet, Toyota	2 pads without spring 2 pads with spring	2 pastillas sin resorte 2 pastillas con resorte
PD/108	Mercedes-Benz	2 pads without spring 2 pads with spring	2 pastillas sin resorte 2 pastillas con resorte
PD/109	Ford	4 equal pads	4 pastillas iguales
PD/110	Chevrolet	2 inner pads 2 outer pads	2 pastillas internas 2 pastillas externas
PD/111	Mercedes-Benz	4 equal pads	4 pastillas iguales
PD/111-A	Mercedes-Benz	2 pads with spring 2 pads with spring and connector	2 pastillas sin resorte 2 pastillas con resorte y conector
PD/112	Renault	4 equal pads	4 pastillas iguales

REF. FRAS-LE	APPLICATION APLICACIÓN	SET COMPOSITION	COMPOSICIÓN DEL JUEGO
PD/113	Chevrolet	4 equal pads	4 pastillas iguales
PD/114	Toyota	2 outer pads 1 inner pad with wear indicator on right side 1 inner pad with wear indicator on left side	2 pastillas externas 1 pastilla interna con indicador de desgaste derecho 1 pastilla interna con indicador de desgaste izquierdo
PD/115	Toyota	2 inner pads 2 outer pads	2 pastillas internas 2 pastillas externas
PD/116	Bova, Iveco, Mercedes-Benz, Scania	4 equal pads	4 pastillas iguales
PD/116-K	Mercedes-Benz	4 equal pads	4 pastillas iguales
PD/117	Mercedes-Benz	4 equal pads	4 pastillas iguales
PD/117-A	Mercedes-Benz	2 pads without spring 2 pads with spring	2 pastillas sin conector 2 pastillas con conector
PD/118	Mercedes-Benz	4 equal pads	4 pastillas iguales
PD/120	MAN, Mercedes-Benz	4 equal pads	4 pastillas iguales
PD/122	Iveco	4 equal pads	4 pastillas iguales
PD/122-A	Iveco	2 pads without spring 2 pads with spring	2 pastillas sin conector 2 pastillas con conector
PD/123	Iveco	4 equal pads	4 pastillas iguales
PD/124	Man	4 equal pads	4 pastillas iguales
PD/125	El Detalle	4 equal pads	4 pastillas iguales
PD/126	Chevrolet Truck	4 equal pads	4 pastillas iguales
PD/127	Chevrolet Truck	2 inner pads 2 outer pads	2 pastillas internas 2 pastillas externas
PD/128	Iveco	4 equal pads	4 pastillas iguales
PD/129-F	Man	4 equal pads	4 pastillas iguales
PD/130	Volvo	4 equal pads	4 pastillas iguales
PD/131	Volvo	4 equal pads	4 pastillas iguales
PD/132	Ford, Mazda, Mercury, Honda	2 outer pads 1 inner pad with wear indicator on right side 1 inner pad with wear indicator on left side	2 pastillas externas 1 pastilla interna con indicador de desgaste derecho 1 pastilla interna con indicador de desgaste izquierdo
PD/133	Chevrolet Truck, GMC Truck	2 inner pads 2 outer pads	2 pastillas internas 2 pastillas externas
PD/134	Chrysler, Dodge, Mitsubishi	2 inner pads 2 outer pads	2 pastillas internas 2 pastillas externas
PD/135	Chrysler, Dodge, Plymouth	2 inner pads 2 outer pads with wear indicator	2 pastillas internas 2 pastillas externas con indicador de desgaste
PD/136	Nissan	4 equal pads	4 pastillas iguales
PD/137	Ford Truck, Lincoln	2 pads without wear indicator 1 pad with wear indicator on right side 1 pad with wear indicator on left side	2 pastillas sin indicador de desgaste 1 pastilla con indicador de desgaste derecho 1 pastilla con indicador de desgaste izquierdo
PD/139	Iveco	4 equal pads	4 pastillas iguales
PD/141	BPW	4 equal pads	4 pastillas iguales
PD/142	BPW	4 equal pads	4 pastillas iguales
PD/143	Chevrolet Truck, Ford Truck, GMC Truck, Thomas	4 equal pads	4 pastillas iguales
PD/144	Chevrolet Truck	2 pads without wear indicator 2 pads with wear indicator on right side	2 pastillas sin indicador de desgaste 2 pastillas con indicador de desgaste derecho
PD/145	International Truck	4 equal pads	4 pastillas iguales
PD/146	International Truck	4 equal pads	4 pastillas iguales
PD/177	Chevrolet Truck, GMC Truck	4 equal pads	4 pastillas iguales
PD/178	Chevrolet Truck, GMC Truck	4 equal pads	4 pastillas iguales

REF. FRAS-LE	APPLICATION APLICACIÓN	SET COMPOSITION	COMPOSICIÓN DEL JUEGO
PD/185	Mitsubishi Fuso	2 inner pads with hole 6 outer pads	2 pastillas internas con agujero 6 pastillas externas
PD/188-A	Nissan	2 pads with connector 2 pads without connector	2 pastillas con conector 2 pastillas sin conector
PD/189	Iveco	4 equal pads	4 pastillas iguales
PD/196	Volvo	4 equal pads	4 pastillas iguales
PD/300	Chrysler, Dodge	2 pads without wear indicator 1 pad with wear indicator on right side 1 pad with wear indicator on left side	2 pastillas sin indicador de desgaste 1 pastilla con indicador de desgaste derecho 1 pastilla con indicador de desgaste izquierdo
PD/301	Renault	2 pads with rivets on right side 2 pads with rivets on left side	2 pastillas con remaches derecho 2 pastillas con remaches izquierdo
PD/301-A	Fiat	2 pads without connector 1 pad with connector on right side 1 pad with connector on left side	2 pastillas sin conector 1 pastilla con conector derecho 1 pastilla con conector izquierdo
PD/302	Renault	4 equal pads	4 pastillas iguales
PD/303-A	Renault	2 pads without connector 1 pad with connector on right side 1 pad with connector on left side	2 pastillas sin conector 1 pastilla con conector derecho 1 pastilla con conector izquierdo
PD/304	Renault	4 equal pads	4 pastillas iguales
PD/305-A	Renault	2 pads without connector 1 pad with connector on right side 1 pad with connector on left side	2 pastillas sin conector 1 pastilla con conector derecho 1 pastilla con conector izquierdo
PD/306	Ford, Volkswagen	4 equal pads	4 pastillas iguales
PD/307	Chevrolet, Chrysler, Volkswagen	4 equal pads	4 pastillas iguales
PD/308	Fiat	4 equal pads	4 pastillas iguales
PD/309	Fiat	4 equal pads	4 pastillas iguales
PD/310	Fiat	4 equal pads	4 pastillas iguales
PD/311-A	Peugeot	2 pads without connector 1 pad with connector on right side 1 pad with connector on left side	2 pastillas sin conector 1 pastilla con conector derecho 1 pastilla con conector izquierdo
PD/312-A	Peugeot	2 pads without connector 1 pad with connector on right side 1 pad with connector on left side	2 pastillas sin conector 1 pastilla con conector derecho 1 pastilla con conector izquierdo
PD/313	Fiat, Peugeot	4 equal pads	4 pastillas iguales
PD/316	Chrysler	4 equal pads	4 pastillas iguales
PD/317	Chrysler, Renault, Volkswagen	2 right hand pads 2 left hand pads	2 pastillas derechas 2 pastillas izquierdas
PD/318-A	Renault	2 pads without connector 1 pad with connector on right side 1 pad with connector on left side	2 pastillas sin conector 1 pastilla con conector derecho 1 pastilla con conector izquierdo
PD/319	Fiat	4 equal pads	4 pastillas iguales
PD/320	Renault	4 equal pads	4 pastillas iguales
PD/321-A	Renault	2 pads without connector 1 pad with connector on right side 1 pad with connector on left side	2 pastillas sin conector 1 pastilla con conector derecho 1 pastilla con conector izquierdo
PD/322-A	Citroën, Peugeot, Renault	1 right hand pad 1 left hand pad 1 right hand pad with connector 1 left hand pad with connector	1 pastilla derecha sin conector 1 pastilla izquierda sin conector 1 pastilla derecha con conector 1 pastilla izquierda con conector

REF. FRAS-LE	APPLICATION APLICACIÓN	SET COMPOSITION	COMPOSICIÓN DEL JUEGO
PD/324	Chevrolet, Jeep	2 outer pads 1 inner pad with wear indicator on right side 1 inner pad with wear indicator on left side	2 pastillas externas 1 pastilla interna con indicador de desgaste derecho 1 pastilla interna con indicador de desgaste izquierdo
PD/326-A	Citroën, Peugeot	2 pads without spring 2 pads with spring	2 pastillas sin conector 2 pastillas con conector
PD/327	Peugeot, Renault	2 right hand pads 2 left hand pads	2 pastillas derechas 2 pastillas izquierdas
PD/328	Seat, Volkswagen	2 inner pads 2 outer pads	2 pastillas internas 2 pastillas externas
PD/329	Seat, Volkswagen	2 pads without spring 2 pads with spring	2 pastillas sin resorte 2 pastillas con resorte
PD/330	Asia Motors	4 equal pads	4 pastillas iguales
PD/331	Asia Motors	2 pads without wear indicator 1 pad with wear indicator on right side 1 pad with wear indicator on left side	2 pastillas sin indicador de desgaste 1 pastilla con indicador de desgaste derecho 1 pastilla con indicador de desgaste izquierdo
PD/332	Ford	2 pads without wear indicator 1 pad with wear indicator on right side 1 pad with wear indicator on left side	2 pastillas sin indicador de desgaste 1 pastilla con indicador de desgaste derecho 1 pastilla con indicador de desgaste izquierdo
PD/333	Kia Motors	2 pads without wear indicator 1 pad with wear indicator on right side 1 pad with wear indicator on left side	2 pastillas sin indicador de desgaste 1 pastilla con indicador de desgaste derecho 1 pastilla con indicador de desgaste izquierdo
PD/334	Alfa Romeo, Audi	4 equal pads	4 pastillas iguales
PD/335-A	Alfa Romeo, Fiat	2 pads without connector 1 pad with connector on right side 1 pad with connector on left side	2 pastillas sin conector 1 pastilla con conector derecho 1 pastilla con conector izquierdo
PD/336	Audi	2 pads without spring 2 pads with spring	2 pastillas sin resorte 2 pastillas con resorte
PD/337	Seat, Volkswagen	4 equal pads	4 pastillas iguales
PD/338	Renault	4 equal pads	4 pastillas iguales
PD/338-A	Renault	2 pads without connector 1 pad with connector on right side 1 pad with connector on left side	2 pastillas sin conector 1 pastilla con conector derecho 1 pastilla con conector izquierdo
PD/339-A	Iveco	2 pads without spring 2 pads with spring	2 pastillas sin conector 2 pastillas con conector
PD/340-B	Audi, Volkswagen	2 pads without spring 1 pad with spring 1 pad with spring and connector	2 pastillas sin resorte 1 pastilla con resorte 1 pastilla con resorte y conector
PD/341	Mercedes-Benz	2 pads without spring 2 pads with spring	2 pastillas sin resorte 2 pastillas con resorte
PD/342	Ford	1 pad with spring on right side 1 pad with spring on left side 1 pad with spring and wear indicator on right side 1 pad with spring and wear indicator on left side	1 pastilla con resorte derecho 1 pastilla con resorte izquierdo 1 pastilla con resorte y indicador de desgaste derecho 1 pastilla con resorte y indicador de desgaste izquierdo
PD/343	Hyundai, Mitsubishi	2 pads without wear indicator 1 pad with wear indicator on right side 1 pad with wear indicator on left side	2 pastillas sin indicador de desgaste 1 pastilla con indicador de desgaste derecho 1 pastilla con indicador de desgaste izquierdo

REF. FRAS-LE	APPLICATION APLICACIÓN	SET COMPOSITION	COMPOSICIÓN DEL JUEGO
PD/344	Daihatsu, Ford, Mazda, Mercury	4 equal pads	4 pastillas iguales
PD/346	Peugeot	4 equal pads	4 pastillas iguales
PD/347	Nissan, Opel, Renault	4 equal pads	4 pastillas iguales
PD/348	Ford, Lincoln, Mercury	4 equal pads	4 pastillas iguales
PD/349	Ford, Lincoln, Mercury	2 inner pads 1 outer pad on right side 1 outer pad on left side	2 pastillas internas 1 pastilla externa derecho 1 pastilla externa izquierdo
PD/350	Ford	4 equal pads	4 pastillas iguales
PD/351	Ford	4 equal pads	4 pastillas iguales
PD/352	Ford	2 pads without spring 2 pads with spring	2 pastillas sin resorte 2 pastillas con resorte
PD/352-A	Ford	2 outer pads 2 inner pads with connector	2 pastillas externas 2 pastillas internas con conector
PD/353	Peugeot	4 equal pads	4 pastillas iguales
PD/354	Hyundai	2 pads without wear indicator 1 pad with wear indicator on right side 1 pad with wear indicator on left side	2 pastillas sin indicador de desgaste 1 pastilla con indicador de desgaste derecho 1 pastilla con indicador de desgaste izquierdo
PD/355	Iveco	4 equal pads	4 pastillas iguales
PD/356	Ford	2 inner pads 2 outer pads	2 pastillas internas 2 pastillas externas
PD/357	Chevrolet, Isuzu	2 pads with wear indicator on right side 2 pads with wear indicator on left side	2 pastillas con indicador de desgaste derecho 2 pastillas con indicador de desgaste izquierdo
PD/358	Citroën, Fiat, Peugeot	4 equal pads	4 pastillas iguales
PD/358-A	Citroën, Fiat, Peugeot	2 pads with spring 2 pads with spring and connector	2 pastillas con resorte 2 pastillas con resorte y conector
PD/359-A	Iveco	2 pads without spring 2 pads with spring	2 pastillas sin conector 2 pastillas con conector
PD/360-A	Iveco, Volvo	2 pads without spring 2 pads with spring	2 pastillas sin conector 2 pastillas con conector
PD/361-A	Peugeot	2 pads without spring 2 pads with spring	2 pastillas sin conector 2 pastillas con conector
PD/362	Audi, Peugeot, Seat, Volkswagen	4 equal pads	4 pastillas iguales
PD/363-A	Citroën, Peugeot	2 pads with spring and without connector 1 pad with connector and spring on right side 1 pad with connector and spring on left side	2 pastillas con resorte y sin conector 1 pastilla con conector y resorte derecho 1 pastilla con conector y resorte izquierdo
PD/364-A	Peugeot	2 pads without spring 2 pads with spring	2 pastillas sin conector 2 pastillas con conector
PD/365	Ford Truck, Mazda, Mercury	4 equal pads	4 pastillas iguales
PD/366	Toyota	2 pads with support plate on right side 2 pads with support plate on left side	2 pastillas con chapa de anclaje derecho 2 pastillas con chapa de anclaje izquierdo
PD/367	Audi, Volkswagen	2 inner pads 2 outer pads	2 pastillas internas 2 pastillas externas
PD/368	Seat, Volkswagen	2 inner pads 2 outer pads	2 pastillas internas 2 pastillas externas
PD/369-B	Citroën, Fiat	3 pads without connector 1 pad with connector	3 pastillas sin conector 1 pastilla con conector
PD/370	Randon	1 right hand pad 1 left hand pad	1 pastilla derecha 1 pastilla izquierda
PD/371	Randon	1 right hand pad 1 left hand pad	1 pastilla derecha 1 pastilla izquierda
PD/372	Randon	2 equal pads	2 pastillas iguales
PD/373	Randon	2 equal pads	2 pastillas iguales

REF. FRAS-LE	APPLICATION APLICACIÓN	SET COMPOSITION	COMPOSICIÓN DEL JUEGO
PD/374	Ford	2 inner pads 2 outer pads	2 pastillas internas 2 pastillas externas
PD/376	Ford, Mazda	2 pads without wear indicator 1 pad with wear indicator on right side 1 pad with wear indicator on left side	2 pastillas sin indicador de desgaste 1 pastilla con indicador de desgaste derecho 1 pastilla con indicador de desgaste izquierdo
PD/377	Mitsubishi	2 pads without wear indicator 1 pad with wear indicator on right side 1 pad with wear indicator on left side	2 pastillas sin indicador de desgaste 1 pastilla con indicador de desgaste derecho 1 pastilla con indicador de desgaste izquierdo
PD/378	GEO, Suzuki	2 pads without wear indicator 1 pad with wear indicator on right side 1 pad with wear indicator on left side	2 pastillas sin indicador de desgaste 1 pastilla con indicador de desgaste derecho 1 pastilla con indicador de desgaste izquierdo
PD/379	Suzuki	2 pads without wear indicator 1 pad with wear indicator on right side 1 pad with wear indicator on left side	2 pastillas sin indicador de desgaste 1 pastilla con indicador de desgaste derecho 1 pastilla con indicador de desgaste izquierdo
PD/380	Suzuki	2 pads without wear indicator 1 pad with wear indicator on right side 1 pad with wear indicator on left side	2 pastillas sin indicador de desgaste 1 pastilla con indicador de desgaste derecho 1 pastilla con indicador de desgaste izquierdo
PD/382	Hyundai	2 pads without wear indicator 1 pad with wear indicator on right side 1 pad with wear indicator on left side	2 pastillas sin indicador de desgaste 1 pastilla con indicador de desgaste derecho 1 pastilla con indicador de desgaste izquierdo
PD/383	Mitsubishi	2 pads without wear indicator 1 pad with wear indicator on right side 1 pad with wear indicator on left side	2 pastillas sin indicador de desgaste 1 pastilla con indicador de desgaste derecho 1 pastilla con indicador de desgaste izquierdo
PD/384	Audi, Ford, Chevrolet, Seat, Volkswagen	2 pads without spring 2 pads with spring	2 pastillas sin resorte 2 pastillas con resorte
PD/384-A	Audi, Volkswagen	2 pads without spring 2 pads with spring and connector	2 pastillas sin resorte 2 pastillas con resorte y conector
PD/385	BMW	2 pads without spring 2 pads with spring	2 pastillas sin resorte 2 pastillas con resorte
PD/386	Honda	2 pads without wear indicator 1 pad with wear indicator on right side 1 pad with wear indicator on left side	2 pastillas sin indicador de desgaste 1 pastilla con indicador de desgaste derecho 1 pastilla con indicador de desgaste izquierdo
PD/387	Toyota	2 pads without wear indicator 1 pad with wear indicator on right side 1 pad with wear indicator on left side	2 pastillas sin indicador de desgaste 1 pastilla con indicador de desgaste derecho 1 pastilla con indicador de desgaste izquierdo
PD/388	Honda	2 pads without wear indicator 1 pad with wear indicator on right side 1 pad with wear indicator on left side	2 pastillas sin indicador de desgaste 1 pastilla con indicador de desgaste derecho 1 pastilla con indicador de desgaste izquierdo
PD/389	Ford	4 equal pads	4 pastillas iguales
PD/390	Kia Motors	2 pads without spring 2 pads with spring	2 pastillas sin resorte 2 pastillas con resorte
PD/391-A	Renault	2 pads without spring 2 pads with spring	2 pastillas sin conector 2 pastillas con conector
PD/392	Chrysler	2 inner pads 2 outer pads	2 pastillas internas 2 pastillas externas
PD/393	Nissan	2 outer pads 1 inner pad with wear indicator on right side 1 inner pad with wear indicator on left side	2 pastillas externas 1 pastilla interna con indicador de desgaste derecho 1 pastilla interna con indicador de desgaste izquierdo

REF. FRAS-LE	APPLICATION APLICACIÓN	SET COMPOSITION	COMPOSICIÓN DEL JUEGO
PD/394	Honda, Land Rover, Rover	2 pads without wear indicator 1 pad with wear indicator on right side 1 pad with wear indicator on left side	2 pastillas sin indicador de desgaste 1 pastilla con indicador de desgaste derecho 1 pastilla con indicador de desgaste izquierdo
PD/395	Chrysler	2 inner pads 2 outer pads	2 pastillas internas 2 pastillas externas
PD/396	Chrysler	2 inner pads 2 outer pads	2 pastillas internas 2 pastillas externas
PD/397	Honda, Rover	2 outer pads 1 inner pad with wear indicator on right side 1 inner pad with wear indicator on left side	2 pastillas externas 1 pastilla interna con indicador de desgaste derecho 1 pastilla interna con indicador de desgaste izquierdo
PD/398	Honda	2 pads without wear indicator 1 pad with wear indicator on right side 1 pad with wear indicator on left side	2 pastillas sin indicador de desgaste 1 pastilla con indicador de desgaste derecho 1 pastilla con indicador de desgaste izquierdo
PD/399	Chrysler, Renault	2 pads with spring on right side 2 pads with spring on left side	2 pastillas con resorte derecho 2 pastillas con resorte izquierdo
PD/400-A	Alfa Romeo	2 pads without spring 2 pads with spring	2 pastillas sin conector 2 pastillas con conector
PD/401	Honda, Suzuki	2 pads without wear indicator 1 pad with wear indicator on right side 1 pad with wear indicator on left side	2 pastillas sin indicador de desgaste 1 pastilla con indicador de desgaste derecho 1 pastilla con indicador de desgaste izquierdo
PD/402-A	Ford	2 pads without spring 2 pads with spring	2 pastillas sin conector 2 pastillas con conector
PD/403-B	Alfa Romeo, Fiat	2 outer pads 1 inner pad with spring and without connector 1 inner pad with spring and connector	2 pastillas externas 1 pastilla interna con resorte y sin conector 1 pastilla interna con resorte y conector
PD/404	Honda	2 pads without wear indicator 1 pad with wear indicator on right side 1 pad with wear indicator on left side	2 pastillas sin indicador de desgaste 1 pastilla con indicador de desgaste derecho 1 pastilla con indicador de desgaste izquierdo
PD/405-E	Citroën, Peugeot	4 equal pads	4 pastillas iguales
PD/406	Volkswagen	4 equal pads	4 pastillas iguales
PD/406-B	Volkswagen	3 pads without connector 1 pad with connector	3 pastillas sin conector 1 pastilla con conector
PD/407	Volkswagen	4 equal pads	4 pastillas iguales
PD/409	Rover	2 pads without wear indicator 1 pad with wear indicator on right side 1 pad with wear indicator on left side	2 pastillas sin indicador de desgaste 1 pastilla con indicador de desgaste derecho 1 pastilla con indicador de desgaste izquierdo
PD/410	Ford	1 outer pad on right side 1 outer pad on left side 1 inner pad on right side 1 inner pad on left side	1 pastilla externa derecho 1 pastilla externa izquierdo 1 pastilla interna derecho 1 pastilla interna izquierdo
PD/411	Citroën	4 equal pads	4 pastillas iguales
PD/411-E	Citroën, Peugeot	4 equal pads	4 pastillas iguales
PD/412	Citroën, Peugeot	4 equal pads	4 pastillas iguales
PD/412-B	Renault	3 pads with spring 1 pad with spring and connector	3 pastillas con resorte 1 pastilla con resorte y conector

REF. FRAS-LE	APPLICATION APLICACIÓN	SET COMPOSITION	COMPOSICIÓN DEL JUEGO
PD/413	Audi, Seat, Volkswagen	4 equal pads	4 pastillas iguales
PD/414-E	Peugeot	4 equal pads	4 pastillas iguales
PD/415	Mazda	4 equal pads	4 pastillas iguales
PD/416	Land Rover	4 equal pads	4 pastillas iguales
PD/417	Mercedes-Benz	2 pads with spring and hole for connector 2 pads without spring and hole	2 pastillas con resorte y agujero para conector 2 pastillas sin resorte y agujero
PD/418	Jeep	1 outer pad on right side 1 outer pad on left side 1 inner pad on right side 1 inner pad on left side	1 pastilla externa derecha 1 pastilla externa izquierdo 1 pastilla interna derecha 1 pastilla interna izquierdo
PD/419	GEO, Suzuki	2 pads without wear indicator 1 pad with wear indicator on right side 1 pad with wear indicator on left side	2 pastillas sin indicador de desgaste 1 pastilla con indicador de desgaste derecho 1 pastilla con indicador de desgaste izquierdo
PD/420-A	Iveco	2 pads without spring 2 pads with spring	2 pastillas sin conector 2 pastillas con conector
PD/421	Daewoo, Suzuki	4 equal pads	4 pastillas iguales
PD/422	Citroën, Fiat, Peugeot	4 equal pads	4 pastillas iguales
PD/422-A	Citroën, Fiat, Peugeot	2 pads without spring 2 pads with spring	2 pastillas sin conector 2 pastillas con conector
PD/423	Subaru	2 pads without wear indicator 1 pad with wear indicator on right side 1 pad with wear indicator on left side	2 pastillas sin indicador de desgaste 1 pastilla con indicador de desgaste derecho 1 pastilla con indicador de desgaste izquierdo
PD/424	Daewoo	2 pads without wear indicator 1 pad with wear indicator on right side 1 pad with wear indicator on left side	2 pastillas sin indicador de desgaste 1 pastilla con indicador de desgaste derecho 1 pastilla con indicador de desgaste izquierdo
PD/425-A	Mercedes-Benz, Peugeot	2 pads without spring 2 pads with spring	2 pastillas sin conector 2 pastillas con conector
PD/426	Toyota	2 pads without wear indicator 1 pad with wear indicator on right side 1 pad with wear indicator on left side	2 pastillas sin indicador de desgaste 1 pastilla con indicador de desgaste derecho 1 pastilla con indicador de desgaste izquierdo
PD/427	Nissan, Subaru, Toyota	2 pads without wear indicator 1 pad with wear indicator on right side 1 pad with wear indicator on left side	2 pastillas sin indicador de desgaste 1 pastilla con indicador de desgaste derecho 1 pastilla con indicador de desgaste izquierdo
PD/428	Nissan	2 outer pads 1 inner pad with wear indicator on right side 1 inner pad with wear indicator on left side	2 pastillas externas 1 pastilla interna con indicador de desgaste derecho 1 pastilla interna con indicador de desgaste izquierdo
PD/429	Toyota	4 equal pads	4 pastillas iguales
PD/430	Alfa Romeo, Fiat	4 equal pads	4 pastillas iguales
PD/431	Daewoo, Opel	4 equal pads	4 pastillas iguales
PD/432	Chevrolet, Suzuki	2 pads without wear indicator 1 pad with wear indicator on right side 1 pad with wear indicator on left side	2 pastillas sin indicador de desgaste 1 pastilla con indicador de desgaste derecho 1 pastilla con indicador de desgaste izquierdo
PD/433-B	Alfa Romeo, Fiat	2 outer pads 1 inner pad with spring and without connector 1 inner pad with spring and connector	2 pastillas externas 1 pastilla interna con resorte y sin conector 1 pastilla interna con resorte y conector
PD/435	Peugeot	2 right hand pads 2 left hand pads	2 pastillas derechas 2 pastillas izquierdas
PD/436	Chevrolet	2 pads with connector 2 pads without connector	2 pastillas con conector 2 pastillas sin conector

REF. FRAS-LE	APPLICATION APLICACIÓN	SET COMPOSITION	COMPOSICIÓN DEL JUEGO
PD/437	Nissan, Opel, Renault	4 equal pads	4 pastillas iguales
PD/438-B	Citroën, Fiat, Peugeot	3 pads without connector 1 pad with connector	3 pastillas sin conector 1 pastilla con conector
PD/439	Alfa Romeo, Fiat	4 equal pads	4 pastillas iguales
PD/440	Nissan	2 pads without wear indicator 1 pad with wear indicator on right side 1 pad with wear indicator on left side	2 pastillas sin indicador de desgaste 1 pastilla con indicador de desgaste derecho 1 pastilla con indicador de desgaste izquierdo
PD/441	Suzuki	4 equal pads	4 pastillas iguales
PD/442	Ford	2 inner pads 2 outer pads	2 pastillas internas 2 pastillas externas
PD/443	Audi, Seat, Volkswagen	4 equal pads	4 pastillas iguales
PD/444	Honda, Rover	2 pads without wear indicator 1 pad with wear indicator on right side 1 pad with wear indicator on left side	2 pastillas sin indicador de desgaste 1 pastilla con indicador de desgaste derecho 1 pastilla con indicador de desgaste izquierdo
PD/445	Honda, Isuzu, Opel	2 pads without wear indicator 1 pad with wear indicator on right side 1 pad with wear indicator on left side	2 pastillas sin indicador de desgaste 1 pastilla con indicador de desgaste derecho 1 pastilla con indicador de desgaste izquierdo
PD/446	Nissan	4 equal pads	4 pastillas iguales
PD/447	Suzuki	4 equal pads	4 pastillas iguales
PD/448-A	Citroën, Fiat, Peugeot	2 pads without connector 1 pad with connector on right side 1 pad with connector on left side	2 pastillas sin conector 1 pastilla con conector derecho 1 pastilla con conector izquierdo
PD/449	Honda, Rover	2 pads without wear indicator 1 pad with wear indicator on right side 1 pad with wear indicator on left side	2 pastillas sin indicador de desgaste 1 pastilla con indicador de desgaste derecho 1 pastilla con indicador de desgaste izquierdo
PD/450	Mitsubishi	2 pads without wear indicator 1 pad with wear indicator on right side 1 pad with wear indicator on left side	2 pastillas sin indicador de desgaste 1 pastilla con indicador de desgaste derecho 1 pastilla con indicador de desgaste izquierdo
PD/451	Alfa Romeo	4 equal pads	4 pastillas iguales
PD/452	Mitsubishi, Proton	4 equal pads	4 pastillas iguales
PD/453	Hyundai, Nissan, Ssang Yong	2 pads without wear indicator 1 pad with wear indicator on right side 1 pad with wear indicator on left side	2 pastillas sin indicador de desgaste 1 pastilla con indicador de desgaste derecho 1 pastilla con indicador de desgaste izquierdo
PD/454-E	Peugeot	1 pad with short connector on right side 1 pad with long connector on right side 1 pad with short connector on left side 1 pad with long connector on left side	1 pastilla derecha con conector corto 1 pastilla derecha con conector largo 1 pastilla izquierda con conector corto 1 pastilla izquierda con conector largo
PD/455	Daihatsu	2 outer pads 1 inner pad with wear indicator on right side 1 inner pad with wear indicator on left side	2 pastillas externas 1 pastilla interna con indicador de desgaste derecho 1 pastilla interna con indicador de desgaste izquierdo
PD/457	Honda, Rover	2 outer pads 1 inner pad with wear indicator on right side 1 inner pad with wear indicator on left side	2 pastillas externas 1 pastilla interna con indicador de desgaste derecho 1 pastilla interna con indicador de desgaste izquierdo



REF. FRAS-LE	APPLICATION APLICACIÓN	SET COMPOSITION	COMPOSICIÓN DEL JUEGO
PD/458-B	Land Rover	3 pads without connector 1 pad with connector	3 pastillas sin conector 1 pastilla con conector
PD/463-B	Honda, Rover	3 pads without connector 1 pad with connector	3 pastillas sin conector 1 pastilla con conector
PD/464-B	Land Rover	3 pads without connector 1 pad with connector	3 pastillas sin conector 1 pastilla con conector
PD/465	Citroën, Peugeot, Renault	4 equal pads	4 pastillas iguales
PD/466	Audi, Seat, Volkswagen	4 equal pads	4 pastillas iguales
PD/467	Audi, Volkswagen	4 equal pads	4 pastillas iguales
PD/468-A	Peugeot	2 pads without spring 2 pads with spring	2 pastillas sin conector 2 pastillas con conector
PD/469	Chrysler, Mitsubishi	2 pads without wear indicator 1 pad with wear indicator on right side 1 pad with wear indicator on left side	2 pastillas sin indicador de desgaste 1 pastilla con indicador de desgaste derecho 1 pastilla con indicador de desgaste izquierdo
PD/470	Ssang Yong	2 outer pads 1 inner pad with wear indicator on right side 1 inner pad with wear indicator on left side	2 pastillas externas 1 pastilla interna con indicador de desgaste derecho 1 pastilla interna con indicador de desgaste izquierdo
PD/471-A	Ssang Yong	1 outer pad on right side 1 outer pad on left side 1 inner pad on right side 1 inner pad on left side	1 pastilla externa derecho 1 pastilla externa izquierdo 1 pastilla interna izquierdo 1 pastilla interna izquierdo
PD/472	Renault	4 equal pads	4 pastillas iguales
PD/473	Hyundai	2 pads without wear indicator 1 pad with wear indicator on right side 1 pad with wear indicator on left side	2 pastillas sin indicador de desgaste 1 pastilla con indicador de desgaste derecho 1 pastilla con indicador de desgaste izquierdo
PD/474	Land Rover	4 equal pads	4 pastillas iguales
PD/475	Daewoo	2 pads without wear indicator 1 pad with wear indicator on right side 1 pad with wear indicator on left side	2 pastillas sin indicador de desgaste 1 pastilla con indicador de desgaste derecho 1 pastilla con indicador de desgaste izquierdo
PD/477	Chevrolet	1 pad with spring on right side 1 pad with spring on left side 1 pad with spring on right side and wear indicator 1 pad with spring on left side and wear indicator	1 pastilla con resorte derecho 1 pastilla con resorte izquierdo 1 pastilla con resorte derecho y con indicador de desgaste 1 pastilla con resorte izquierdo y con indicador de desgaste
PD/478	Hyundai	2 pads without wear indicator 1 pad with wear indicator on right side 1 pad with wear indicator on left side	2 pastillas sin indicador de desgaste 1 pastilla con indicador de desgaste derecho 1 pastilla con indicador de desgaste izquierdo
PD/479	Mercedes-Benz	4 equal pads	4 pastillas iguales
PD/480	Ford	4 equal pads	4 pastillas iguales
PD/481-A	Volkswagen	2 pads without spring 2 pads with spring and connector	2 pastillas sin resorte 2 pastillas con resorte y conector
PD/482	Renault	2 pads with spring on right side 2 pads with spring on left side	2 pastillas con resorte derecho 2 pastillas con resorte izquierdo
PD/483-A	Alfa Romeo	2 pads with connector 2 pads without connector	2 pastillas con conector 2 pastillas sin conector
PD/484-A	Alfa Romeo, Fiat	2 pads with connector 2 pads without connector	2 pastillas con conector 2 pastillas sin conector
PD/485	Chrysler	2 pads with spring 1 pad with spring on right side 1 pad with spring on left side	2 pastillas con resorte 1 pastilla con resorte derecho 1 pastilla con resorte izquierdo

REF. FRAS-LE	APPLICATION APLICACIÓN	SET COMPOSITION	COMPOSICIÓN DEL JUEGO
PD/486	Kia Motors	2 pads without wear indicator 1 pad with wear indicator on right side 1 pad with wear indicator on left side	2 pastillas sin indicador de desgaste 1 pastilla con indicador de desgaste derecho 1 pastilla con indicador de desgaste izquierdo
PD/487	Volkswagen	4 equal pads	4 pastillas iguales
PD/488	BMW	2 pads without spring 2 pads with spring	2 pastillas sin resorte 2 pastillas con resorte
PD/489	Mercedes-Benz	4 equal pads	4 pastillas iguales
PD/490	Citroën	4 equal pads	4 pastillas iguales
PD/491	Toyota	2 pads without wear indicator 1 pad with wear indicator on right side 1 pad with wear indicator on left side	2 pastillas sin indicador de desgaste 1 pastilla con indicador de desgaste derecho 1 pastilla con indicador de desgaste izquierdo
PD/492	Chrysler	2 inner pads 2 outer pads	2 pastillas internas 2 pastillas externas
PD/493	Honda	2 pads without wear indicator 1 pad with wear indicator on right side 1 pad with wear indicator on left side	2 pastillas sin indicador de desgaste 1 pastilla con indicador de desgaste derecho 1 pastilla con indicador de desgaste izquierdo
PD/494	Fiat	2 outer pads 2 inner pads	2 pastillas externas 2 pastillas internas
PD/495	Volkswagen	2 outer pads 2 inner pads	2 pastillas externas 2 pastillas internas
PD/496	Toyota	2 pads without wear indicator 1 pad with wear indicator on right side 1 pad with wear indicator on left side	2 pastillas sin indicador de desgaste 1 pastilla con indicador de desgaste derecho 1 pastilla con indicador de desgaste izquierdo
PD/497	Ford	2 outer pads 2 inner pads	2 pastillas externas 2 pastillas internas
PD/498-A	Citroën, Fiat, Peugeot	2 pads with connector 2 pads without connector	2 pastillas con conector 2 pastillas sin conector
PD/499	Buick, Cadillac, Chevrolet, Oldsmobile, Pontiac	2 outer pads 1 inner pad with wear indicator on right side 1 inner pad with wear indicator on left side	2 pastillas externas 1 pastilla interna con indicador de desgaste derecho 1 pastilla interna con indicador de desgaste izquierdo
PD/500	Mitsubishi	3 pads without wear indicator 1 pad with wear indicator on right side	3 pastillas sin indicador de desgaste 1 pastilla con indicador de desgaste derecho
PD/501	Citroën, Fiat, Peugeot	4 equal pads	4 pastillas iguales
PD/502	Cadillac, Chevrolet Truck, Dodge Truck, GMC Truck	2 inner pads 1 outer pad with wear indicator on right side 1 outer pad with wear indicator on left side	2 pastillas internas 1 pastilla externa con indicador de desgaste derecho 1 pastilla externa con indicador de desgaste izquierdo
PD/503	Honda	2 outer pads 1 inner pad with wear indicator on right side 1 inner pad with wear indicator on left side	2 pastillas externas 1 pastilla interna con indicador de desgaste derecho 1 pastilla interna con indicador de desgaste izquierdo
PD/504	Chrysler, Dodge, Dodge Truck, Plymouth	2 inner pads 1 outer pad with wear indicator on right side 1 outer pad with wear indicator on left side	2 pastillas internas 1 pastilla externa con indicador de desgaste derecho 1 pastilla externa con indicador de desgaste izquierdo
PD/505	Citroën, Peugeot	4 equal pads	4 pastillas iguales
PD/506	Buick, Chevrolet, Oldsmobile, Pontiac	2 inner pads 1 outer pad with wear indicator on right side 1 outer pad with wear indicator on left side	2 pastillas internas 1 pastilla externa con indicador de desgaste derecho 1 pastilla externa con indicador de desgaste izquierdo

REF. FRAS-LE	APPLICATION APLICACIÓN	SET COMPOSITION	COMPOSICIÓN DEL JUEGO
PD/507	Peugeot	2 right hand pads 2 left hand pads	2 pastillas derechas 2 pastillas izquierdas
PD/508	Buick, Chevrolet, Oldsmobile, Pontiac	1 outer pad with wear indicator on right side 1 outer pad with wear indicator on left side 1 inner pad with wear indicator on right side 1 inner pad with wear indicator on left side	1 pastilla externa con indicador de desgaste derecho 1 pastilla externa con indicador de desgaste izquierdo 1 pastilla interna con indicador de desgaste derecho 1 pastilla interna con indicador de desgaste izquierdo
PD/509-B	Fiat	3 pads without connector 1 pad with connector	3 pastillas sin conector 1 pastilla con conector
PD/510	Chrysler, Dodge, Plymouth	2 outer pads 2 inner pads	2 pastillas externas 2 pastillas internas
PD/511-B	Fiat	3 pads without connector 1 pad with connector	3 pastillas sin conector 1 pastilla con conector
PD/512	Toyota	2 pads without wear indicator 1 pad with wear indicator on right side 1 pad with wear indicator on left side	2 pastillas sin indicador de desgaste 1 pastilla con indicador de desgaste derecho 1 pastilla con indicador de desgaste izquierdo
PD/513	Ford Truck	2 outer pads 2 inner pads	2 pastillas externas 2 pastillas internas
PD/514	Citroën	4 equal pads	4 pastillas iguales
PD/515	Chrysler, Dodge, Plymouth	2 outer pads 2 inner pads	2 pastillas externas 2 pastillas internas
PD/516	Nissan, Renault	4 equal pads	4 pastillas iguales
PD/517	Buick, Cadillac, Chevrolet, Chevrolet Truck, GMC Truck, Oldsmobile, Pontiac	2 outer pads 1 inner pad with support plate on right side 1 inner pad with support plate on left side	2 pastillas externas 1 pastilla interna con chapa de anclaje derecho 1 pastilla interna con chapa de anclaje izquierdo
PD/518	Fiat	4 equal pads	4 pastillas iguales
PD/519	Buick, Chevrolet, Oldsmobile, Pontiac	2 inner pads 1 outer pad with wear indicator on right side 1 outer pad with wear indicator on left side	2 pastillas internas 1 pastilla externa con indicador de desgaste derecho 1 pastilla externa con indicador de desgaste izquierdo
PD/520	Seat	4 equal pads	4 pastillas iguales
PD/521-E	Citroën	4 equal pads	4 pastillas iguales
PD/522-E	Peugeot	1 pad with short connector on right side 1 pad with long connector on right side 1 pad with short connector on left side 1 pad with long connector on left side	1 pastilla con conector corto derecho 1 pastilla con conector largo derecho 1 pastilla con conector corto izquierdo 1 pastilla con conector largo izquierdo
PD/523	Ford Truck	2 outer pads 2 inner pads	2 pastillas externas 2 pastillas internas
PD/524	Ford Truck	2 inner pads 2 outer pads with clip	2 pastillas internas 2 pastillas externas con resorte
PD/525-A	Audi, Volkswagen	2 pads without spring 2 pads with spring and connector	2 pastillas sin resorte 2 pastillas con resorte y conector
PD/526	Mercedes-Benz	2 outer pads 2 inner pads	2 pastillas externas 2 pastillas internas
PD/527	Toyota	2 pads with wear indicator on right side 2 pads with wear indicator on left side	2 pastillas con indicador de desgaste derecho 2 pastillas con indicador de desgaste izquierdo
PD/528	Toyota	2 pads without wear indicator 1 pad with wear indicator on right side 1 pad with wear indicator on left side	2 pastillas sin indicador de desgaste 1 pastilla con indicador de desgaste derecho 1 pastilla con indicador de desgaste izquierdo

REF. FRAS-LE	APPLICATION APLICACIÓN	SET COMPOSITION	COMPOSICIÓN DEL JUEGO
PD/529-F	Volvo	4 equal pads	4 pastillas iguales
PD/530	Ford Truck, Mazda	2 pads without wear indicator 1 pad with wear indicator on right side 1 pad with wear indicator on left side	2 pastillas sin indicador de desgaste 1 pastilla con indicador de desgaste derecho 1 pastilla con indicador de desgaste izquierdo
PD/531	Chrysler, Dodge	2 pads without wear indicator 1 pad with wear indicator on right side 1 pad with wear indicator on left side	2 pastillas sin indicador de desgaste 1 pastilla con indicador de desgaste derecho 1 pastilla con indicador de desgaste izquierdo
PD/533	Mercedes-Benz	2 outer pads 2 inner pads	2 pastillas externas 2 pastillas internas
PD/532	Nissan	2 outer pads 1 inner pad with wear indicator on right side 1 inner pad with wear indicator on left side	2 pastillas externas 1 pastilla interna con indicador de desgaste derecho 1 pastilla interna con indicador de desgaste izquierdo
PD/534	Nissan	1 pad with wear indicator 3 pads without wear indicator	1 pastilla con indicador de desgaste 3 pastillas sin indicador de desgaste
PD/535	Hyundai	2 outer pads 1 inner pad with wear indicator on right side 1 inner pad with wear indicator on left side	2 pastillas externas 1 pastilla interna con indicador de desgaste derecho 1 pastilla interna con indicador de desgaste izquierdo
PD/536	Nissan	2 outer pads 1 inner pad with wear indicator on right side 1 inner pad with wear indicator on left side	2 pastillas externas 1 pastilla interna con indicador de desgaste derecho 1 pastilla interna con indicador de desgaste izquierdo
PD/537	Dodge, Plymouth	2 outer pads 2 inner pads	2 pastillas externas 2 pastillas internas
PD/538	Mitsubishi	4 equal pads	4 pastillas iguales
PD/539	Ford	2 outer pads 2 inner pads	2 pastillas externas 2 pastillas internas
PD/540	Buick, Chevrolet, Oldsmobile, Pontiac	2 inner pads 1 outer pad with wear indicator on right side 1 outer pad with wear indicator on left side	2 pastillas internas 1 pastilla externa con indicador de desgaste derecho 1 pastilla externa con indicador de desgaste izquierdo
PD/541	Chevrolet Truck, GMC Truck	2 outer pads 1 inner pad with wear indicator on right side 1 inner pad with wear indicator on left side	2 pastillas externas 1 pastilla interna con indicador de desgaste derecho 1 pastilla interna con indicador de desgaste izquierdo
PD/542	Ford	2 inner pads with spring 1 outer right pad with spring 1 outer left pad with spring	2 pastillas internas con resorte 1 pastilla externa derecha con resorte 1 pastilla externa izquierda con resorte
PD/543	Chrysler, Dodge, Plymouth	2 inner pads with spring 2 outer pads without spring	2 pastillas internas con resorte 2 pastillas externas sin resorte
PD/544	Nissan	2 outer pads 1 inner pad with wear indicator on right side 1 inner pad with wear indicator on left side	2 pastillas externas 1 pastilla interna con indicador de desgaste derecho 1 pastilla interna con indicador de desgaste izquierdo
PD/545	Dodge	2 outer pads 2 inner pads	2 pastillas externas 2 pastillas internas

REF. FRAS-LE	APPLICATION APLICACIÓN	SET COMPOSITION	COMPOSICIÓN DEL JUEGO
PD/546	Buick, Cadillac, Chevrolet, Oldsmobile, Pontiac	2 inner pads 1 outer pad with wear indicator on right side 1 outer pad with wear indicator on left side	2 pastillas internas 1 pastilla externa con indicador de desgaste derecho 1 pastilla externa con indicador de desgaste izquierdo
PD/547	Chevrolet Truck, GMC Truck	2 inner pads 1 outer pad with wear indicator on right side 1 outer pad with wear indicator on left side	2 pastillas internas 1 pastilla externa con indicador de desgaste derecho 1 pastilla externa con indicador de desgaste izquierdo
PD/548	Cadillac, Chevrolet Truck, Dodge Truck, GMC Truck	2 inner pads 1 outer pad with wear indicator on right side 1 outer pad with wear indicator on left side	2 pastillas internas 1 pastilla externa con indicador de desgaste derecho 1 pastilla externa con indicador de desgaste izquierdo
PD/549	Hyundai, Mitsubishi	4 equal pads	4 pastillas iguales
PD/550	Infiniti, Nissan	2 outer pads 1 inner pad with wear indicator on right side 1 inner pad with wear indicator on left side	2 pastillas externas 1 pastilla interna con indicador de desgaste derecho 1 pastilla interna con indicador de desgaste izquierdo
PD/551	Chevrolet Truck, Dodge Truck, GMC truck	2 inner pads 1 outer pad with wear indicator on right side 1 outer pad with wear indicator on left side	2 pastillas internas 1 pastilla externa con indicador de desgaste derecho 1 pastilla externa con indicador de desgaste izquierdo
PD/552	Ford Truck	2 inner pads 1 outer righth pad with spring 1 outer left pad with spring	2 pastillas internas 1 pastilla externa derecha con resorte 1 pastilla externa izquierda con resorte
PD/553	Chrysler, Dodge, Dodge Truck, Plymouth	2 inner pads 1 outer pad with wear indicator on right side 1 outer pad with wear indicator on left side	2 pastillas internas 1 pastilla externa con indicador de desgaste derecho 1 pastilla externa con indicador de desgaste izquierdo
PD/554	Acura, Honda	2 outer pads 1 inner pad with wear indicator on right side 1 inner pad with wear indicator on left side	2 pastillas externas 1 pastilla interna con indicador de desgaste derecho 1 pastilla interna con indicador de desgaste izquierdo
PD/555	Mercury, Nissan	1 inner pad with spring and wear indicator on right side 1 inner pad with spring and wear indicator on left side 1 outer righth pad with spring 1 outer left pad with spring	1 pastilla interna con resorte e indicador de desgaste derecho 1 pastilla interna con resorte e indicador de desgaste izquierdo 1 pastilla externa derecha con resorte 1 pastilla externa izquierda con resorte
PD/556	Jeep	1 inner pad with spring and wear indicator on right side 1 inner pad with spring and wear indicator on left side 1 outer righth pad with spring 1 outer left pad with spring	1 pastilla interna con resorte e indicador de desgaste derecho 1 pastilla interna con resorte e indicador de desgaste izquierdo 1 pastilla externa derecha con resorte 1 pastilla externa izquierda con resorte
PD/557	International Truck	2 outer pads 2 inner pads	2 pastillas externas 2 pastillas internas
PD/558	Ford, Mazda, Mercury	4 equal pads	4 pastillas iguales
PD/559	Ford Truck	4 equal pads	4 pastillas iguales
PD/560	Ford Truck	2 inner pads 1 outer righth pad with spring 1 outer left pad with spring	2 pastillas internas 1 pastilla externa derecha con resorte 1 pastilla externa izquierda con resorte

REF. FRAS-LE	APPLICATION APLICACIÓN	SET COMPOSITION	COMPOSICIÓN DEL JUEGO
PD/561	Infiniti, Nissan	2 outer pads 1 inner pad with wear indicator on right side 1 inner pad with wear indicator on left side	2 pastillas externas 1 pastilla interna con indicador de desgaste derecho 1 pastilla interna con indicador de desgaste izquierdo
PD/562	Infiniti, Nissan	2 outer pads 1 inner pad with wear indicator on right side 1 inner pad with wear indicator on left side	2 pastillas externas 1 pastilla interna con indicador de desgaste derecho 1 pastilla interna con indicador de desgaste izquierdo
PD/563	Honda	2 outer pads 1 inner pad with wear indicator on right side 1 inner pad with wear indicator on left side	2 pastillas externas 1 pastilla interna con indicador de desgaste derecho 1 pastilla interna con indicador de desgaste izquierdo
PD/564	Buick, Cadillac, Chevrolet, Oldsmobile, Pontiac	2 outer pads 1 inner pad with wear indicator on right side 1 inner pad with wear indicator on left side	2 pastillas externas 1 pastilla interna con indicador de desgaste derecho 1 pastilla interna con indicador de desgaste izquierdo
PD/565	Ford Truck, Lincoln	2 outer pads 2 inner pads with wear indicator on right side	2 pastillas externas 2 pastillas internas con indicador de desgaste derecho
PD/566	Ford Truck, Lincoln	2 inner pads with spring 2 outer pads with spring	2 pastillas internas con resorte 2 pastillas externas con resorte
PD/567	Chevrolet, Oldsmobile	2 outer pads 1 inner pad with wear indicator on right side 1 inner pad with wear indicator on left side	2 pastillas externas 1 pastilla interna con indicador de desgaste derecho 1 pastilla interna con indicador de desgaste izquierdo
PD/568	Dodge, Dodge Truck, Plymouth	2 outer pads 2 inner pads	2 pastillas externas 2 pastillas internas
PD/569	Dodge Truck	4 equal pads	4 pastillas iguales
PD/570	Ford Truck	4 equal pads	4 pastillas iguales
PD/571	Am General, Cadillac, Chevrolet Truck, GMC Truck, Hummer	2 outer pads 1 inner pad with wear indicator on right side 1 inner pad with wear indicator on left side	2 pastillas externas 1 pastilla interna con indicador de desgaste derecho 1 pastilla interna con indicador de desgaste izquierdo
PD/572	Am General, Cadillac, Chevrolet Truck, GMC Truck, Hummer	2 outer pads 1 inner pad with wear indicator on right side 1 inner pad with wear indicator on left side	2 pastillas externas 1 pastilla interna con indicador de desgaste derecho 1 pastilla interna con indicador de desgaste izquierdo
PD/573	Jeep	2 inner pads with spring 2 outer pads without spring	2 pastillas internas con resorte 2 pastillas externas sin resorte
PD/574	Chevrolet Truck, GMC Truck	2 outer pads 1 inner pad with wear indicator on right side 1 inner pad with wear indicator on left side	2 pastillas externas 1 pastilla interna con indicador de desgaste derecho 1 pastilla interna con indicador de desgaste izquierdo
PD/575	Ford Truck	4 equal pads	4 pastillas iguales
PD/576	Dodge Truck	4 equal pads	4 pastillas iguales
PD/577	Chevrolet, Pontiac, Saturn	2 outer pads 1 inner pad with wear indicator on right side 1 inner pad with wear indicator on left side	2 pastillas externas 1 pastilla interna con indicador de desgaste derecho 1 pastilla interna con indicador de desgaste izquierdo

REF. FRAS-LE	APPLICATION APLICACIÓN	SET COMPOSITION	COMPOSICIÓN DEL JUEGO
PD/578	Cadillac, Chevrolet Truck, GMC Truck	2 pads with wear indicator on right side 2 pads with wear indicator on left side	2 pastillas con indicador de desgaste derecho 2 pastillas con indicador de desgaste izquierdo
PD/580	Chrysler, Dodge, Jeep	2 pads with wear indicator on right side 2 pads without wear indicator	2 pastillas con indicador de desgaste derecho 2 pastillas sin indicador de desgaste
PD/581	Chrysler, Dodge	2 inner pads with spring 1 outer pad with wear indicator on right side 1 outer pad with wear indicator on left side	2 pastillas internas con resorte 1 pastilla externa con indicador de desgaste derecho 1 pastilla externa con indicador de desgaste izquierdo
PD/582	Chrysler, Dodge	2 inner pads with spring 1 outer right pad with spring 1 outer left pad with spring	2 pastillas internas con resorte 1 pastilla externa derecha con resorte 1 pastilla externa izquierda con resorte
PD/583	Dodge Truck	4 pads with wear indicator on right side	4 pastillas con indicador de desgaste derecho
PD/584	Dodge Truck	4 pads with wear indicator on left side	4 pastillas con indicador de desgaste izquierdo
PD/585	Infiniti, Nissan	2 outer pads 1 inner pad with wear indicator on right side 1 inner pad with wear indicator on left side	2 pastillas externas 1 pastilla interna con indicador de desgaste derecho 1 pastilla interna con indicador de desgaste izquierdo
PD/586	Ford, Jaguar	4 equal pads	4 pastillas iguales
PD/587	Datsun, Nissan	2 right hand pads 2 left hand pads	2 pastillas derechas 2 pastillas izquierdas
PD/588	Jeep	2 inner pads with spring 1 outer right pad with spring 1 outer left pad with spring	2 pastillas internas con resorte 1 pastilla externa derecha con resorte 1 pastilla externa izquierda con resorte
PD/589	Cadillac, Chevrolet Truck	2 pads with wear indicator on right side 2 pads with wear indicator on left side	2 pastillas con indicador de desgaste derecho 2 pastillas con indicador de desgaste izquierdo
PD/590	Ford Truck	4 equal pads	4 pastillas iguales
PD/591	Ford Truck	2 inner pads with spring 1 outer right pad with spring 1 outer left pad with spring	2 pastillas internas con resorte 1 pastilla externa derecha con resorte 1 pastilla externa izquierda con resorte
PD/592-B	Audi, Volkswagen	3 pads without connector 1 pad with connector	3 pastillas sin conector 1 pastilla con conector
PD/593	Chevrolet, Pontiac, Saturn	2 outer pads 1 inner pad with wear indicator on right side 1 inner pad with wear indicator on left side	2 pastillas externas 1 pastilla interna con indicador de desgaste derecho 1 pastilla interna con indicador de desgaste izquierdo
PD/594	Cadillac, Chevrolet Truck, GMC Truck	2 outer pads 1 inner pad with wear indicator on right side 1 inner pad with wear indicator on left side	2 pastillas externas 1 pastilla interna con indicador de desgaste derecho 1 pastilla interna con indicador de desgaste izquierdo
PD/595	Nissan	4 equal pads	4 pastillas iguales
PD/596	Nissan	4 equal pads	4 pastillas iguales
PD/597	Nissan	1 pad with wear indicator on left side 3 pads without wear indicator	1 pastilla con indicador de desgaste izquierdo 3 pastillas sin indicador de desgaste
PD/598	Daewoo	4 equal pads	4 pastillas iguales

REF. FRAS-LE	APPLICATION APLICACIÓN	SET COMPOSITION	COMPOSICIÓN DEL JUEGO
PD/599	Ford, Jaguar	4 equal pads	4 pastillas iguales
PD/600	Chevrolet	2 outer pads 1 inner pad with wear indicator on right side 1 inner pad with wear indicator on left side	2 pastillas externas 1 pastilla interna con indicador de desgaste derecho 1 pastilla interna con indicador de desgaste izquierdo
PD/601	Renault	4 equal pads	4 pastillas iguales
PD/602	Audi, Seat, Volkswagen	4 equal pads	4 pastillas iguales
PD/603	Ford	2 outer pads 2 inner pads	2 pastillas externas 2 pastillas internas
PD/605	Ford Truck	2 inner pads 2 outer pads with spring	2 pastillas internas 2 pastillas externas con resorte
PD/606	Chevrolet Truck, GMC Truck	2 inner pads 1 outer pad with wear indicator on right side 1 outer pad with wear indicator on left side	2 pastillas internas 1 pastilla externa con indicador de desgaste derecho 1 pastilla externa con indicador de desgaste izquierdo
PD/607	Chrysler, Mazda, Mitsubishi, Toyota	4 equal pads	4 pastillas iguales
PD/608	Ford Truck	2 outer pads 2 inner pads	2 pastillas externas 2 pastillas internas
PD/609	Buick, Cadillac, Chevrolet, Oldsmobile, Pontiac	2 inner pads 1 outer pad with spring and wear indicator on right side 1 outer pad with spring and wear indicator on left side	2 pastillas internas 1 pastilla externa con resorte e indicador de desgaste derecho 1 pastilla externa con resorte e indicador de desgaste izquierdo
PD/610	Ford, Mazda	2 outer pads 1 inner pad with wear indicator on right side 1 inner pad with wear indicator on left side	2 pastillas externas 1 pastilla interna con indicador de desgaste derecho 1 pastilla interna con indicador de desgaste izquierdo
PD/611	Suzuki	4 equal pads	4 pastillas iguales
PD/612	Toyota	2 outer pads with wear indicator 2 inner pads with wear indicator	2 pastillas externas con indicador de desgaste 2 pastillas internas con indicador de desgaste
PD/613	Subaru	2 outer pads 1 inner pad with wear indicator on right side 1 inner pad with wear indicator on left side	2 pastillas externas 1 pastilla interna con indicador de desgaste derecho 1 pastilla interna con indicador de desgaste izquierdo
PD/614	Subaru	2 outer pads 1 inner pad with wear indicator on right side 1 inner pad with wear indicator on left side	2 pastillas externas 1 pastilla interna con indicador de desgaste derecho 1 pastilla interna con indicador de desgaste izquierdo
PD/615	Chevrolet, Chevrolet Truck, GMC, Isuzu, Oldsmobile	2 outer pads 1 inner pad with wear indicator on right side 1 inner pad with wear indicator on left side	2 pastillas externas 1 pastilla interna con indicador de desgaste derecho 1 pastilla interna con indicador de desgaste izquierdo
PD/616	Mitsubishi	2 outer pads 1 inner pad with wear indicator on right side 1 inner pad with wear indicator on left side	2 pastillas externas 1 pastilla interna con indicador de desgaste derecho 1 pastilla interna con indicador de desgaste izquierdo
PD/617	Mitsubishi Fuso	1 pad with left hole 1 pad with right hole 6 equal pads without holes	1 pastilla con agujero izquierdo 1 pastilla con agujero derecho 6 pastillas iguales sin agujeros

REF. FRAS-LE	APPLICATION APLICACIÓN	SET COMPOSITION	COMPOSICIÓN DEL JUEGO
PD/618	Ford, Lincoln, Mercury	4 equal pads	4 pastillas iguales
PD/619	Subaru	2 outer pads 1 inner pad with wear indicator on right side 1 inner pad with wear indicator on left side	2 pastillas externas 1 pastilla interna con indicador de desgaste derecho 1 pastilla interna con indicador de desgaste izquierdo
PD/620	Jeep	2 inner pads 1 outer pad with wear indicator on right side 1 outer pad with wear indicator on left side	2 pastillas internas 1 pastilla externa con indicador de desgaste derecho 1 pastilla externa con indicador de desgaste izquierdo
PD/621	Toyota	2 outer pads 1 inner pad with wear indicator on right side 1 inner pad with wear indicator on left side	2 pastillas externas 1 pastilla interna con indicador de desgaste derecho 1 pastilla interna con indicador de desgaste izquierdo
PD/622	Ford Truck	4 equal pads	4 pastillas iguales
PD/623	Dodge	2 inner pads with spring 2 outer pads with spring	2 pastillas internas con resorte 2 pastillas externas con resorte
PD/624	Chevrolet Truck, GMC Truck, Isuzu	4 equal pads	4 pastillas iguales
PD/625	Chevrolet Truck, GMC Truck, Isuzu	4 equal pads	4 pastillas iguales
PD/626	Chevrolet Truck, GMC Truck, Isuzu	4 equal pads	4 pastillas iguales
PD/627	Dodge Truck	2 pads with wear indicator 2 pads without wear indicator	2 pastillas con indicador de desgaste 2 pastillas sin indicador de desgaste
PD/628	Toyota	2 right hand pads 2 left hand pads	2 pastillas derechas 2 pastillas izquierdas
PD/629	Toyota	2 pads without wear indicator 1 pad with wear indicator on right side 1 pad with wear indicator on left side	2 pastillas sin indicador de desgaste 1 pastilla con indicador de desgaste derecho 1 pastilla con indicador de desgaste izquierdo
PD/630	Hyundai	2 pads without wear indicator 1 pad with wear indicator on right side 1 pad with wear indicator on left side	2 pastillas sin indicador de desgaste 1 pastilla con indicador de desgaste derecho 1 pastilla con indicador de desgaste izquierdo
PD/631	Mitsubishi	4 equal pads	4 pastillas iguales
PD/632	Mitsubishi	2 outer pads with spring 2 inner pads without spring	2 pastillas externas con resorte 2 pastillas internas sin resorte
PD/633	Kia Motors	2 outer pads 1 inner pad with wear indicator on right side 1 inner pad with wear indicator on left side	2 pastillas externas 1 pastilla interna con indicador de desgaste derecho 1 pastilla interna con indicador de desgaste izquierdo
PD/634	Kia Motors	2 outer pads 1 inner pad with wear indicator on right side 1 inner pad with wear indicator on left side	2 pastillas externas 1 pastilla interna con indicador de desgaste derecho 1 pastilla interna con indicador de desgaste izquierdo
PD/635	Hyundai, Kia Motors	2 outer pads 1 inner pad with wear indicator on right side 1 inner pad with wear indicator on left side	2 pastillas externas 1 pastilla interna con indicador de desgaste derecho 1 pastilla interna con indicador de desgaste izquierdo

REF. FRAS-LE	APPLICATION APLICACIÓN	SET COMPOSITION	COMPOSICIÓN DEL JUEGO
PD/636	Suzuki	1 pad with wear indicator on left side 3 pads without wear indicator	1 pastilla con indicador de desgaste izquierdo 3 pastillas sin indicador de desgaste
PD/637	Dodge	2 pads with wear indicator on left side 2 pads without wear indicator	2 pastillas con indicador de desgaste izquierdo 2 pastillas sin indicador de desgaste
PD/638	Infiniti, Nissan	1 pad with wear indicator and spring on left side 1 pad with spring on left side 1 pad with wear indicator and spring on right side 1 pad with spring on right side	1 pastilla con indicador de desgaste y resorte izquierdo 1 pastilla resorte izquierdo 1 pastilla con indicador de desgaste y resorte derecho 1 pastilla resorte derecho
PD/639	Chevrolet Truck, GMC Truck	2 pads with wear indicator on right side 2 pads with wear indicator on left side	2 pastillas con indicador de desgaste derecho 2 pastillas con indicador de desgaste izquierdo
PD/640	Ford Truck	4 equal pads	4 pastillas iguales
PD/641	Ford Truck	4 equal pads	4 pastillas iguales
PD/642	Ford Truck	4 equal pads	4 pastillas iguales
PD/643	Ford Truck	4 equal pads	4 pastillas iguales
PD/644	Honda	2 outer pads 1 inner pad with wear indicator on right side 1 inner pad with wear indicator on left side	2 pastillas externas 1 pastilla interna con indicador de desgaste derecho 1 pastilla interna con indicador de desgaste izquierdo
PD/645	Honda	2 outer pads 1 inner pad with spring and wear indicator on right side 1 inner pad with spring and wear indicator on left side	2 pastillas externas 1 pastilla interna con resorte e indicador de desgaste derecho 1 pastilla interna con resorte e indicador de desgaste izquierdo
PD/646	Ford	4 equal pads	4 pastillas iguales
PD/647	Ford	4 equal pads	4 pastillas iguales
PD/648	Citroën	2 right hand pads 2 left hand pads	2 pastillas derechas 2 pastillas izquierdas
PD/649-E	Citroën	1 pad with short connector on right side 1 pad with long connector on right side 1 pad with short connector on left side 1 pad with long connector on left side	1 pastilla con conector corto derecho 1 pastilla con conector largo derecho 1 pastilla con conector corto izquierdo 1 pastilla con conector largo izquierdo
PD/650-E	Citroën	1 pad with short connector on right side 1 pad with long connector on right side 1 pad with short connector on left side 1 pad with long connector on left side	1 pastilla con conector corto derecho 1 pastilla con conector largo derecho 1 pastilla con conector corto izquierdo 1 pastilla con conector largo izquierdo
PD/651	Citroën	4 equal pads	4 pastillas iguales
PD/652-B	Citroën, Fiat, Peugeot	3 pads without connector 1 pad with connector	3 pastillas sin conector 1 pastilla con conector
PD/653	Ford Truck	4 equal pads	4 pastillas iguales
PD/654	Ford Truck	2 inner pads 2 outer pads with spring	2 pastillas internas 2 pastillas externas con resorte
PD/655	Chevrolet Truck, GMC Truck, Isuzu	2 inner pads 1 outer pad with spring and wear indicator on right side 1 outer pad with spring and wear indicator on left side	2 pastillas internas 1 pastilla externa con resorte e indicador de desgaste derecho 1 pastilla externa con resorte e indicador de desgaste izquierdo
PD/656	Nissan	4 equal pads	4 pastillas iguales
PD/660	Nissan	2 outer pads 1 inner pad with wear indicator on right side 1 inner pad with wear indicator on left side	2 pastillas externas 1 pastilla interna con indicador de desgaste derecho 1 pastilla interna con indicador de desgaste izquierdo

REF. FRAS-LE	APPLICATION APLICACIÓN	SET COMPOSITION	COMPOSICIÓN DEL JUEGO
PD/661	Dodge Truck, Workhorse	4 equal pads	4 pastillas iguales
PD/662	Dodge Truck	4 equal pads	4 pastillas iguales
PD/663	Dodge Truck	4 equal pads	4 pastillas iguales
PD/664	Dodge Truck	4 equal pads	4 pastillas iguales
PD/665	Kia Motors	2 outer pads 1 inner pad with wear indicator on right side 1 inner pad with wear indicator on left side	2 pastillas externas 1 pastilla interna con indicador de desgaste derecho 1 pastilla interna con indicador de desgaste izquierdo
PD/666	Hyundai, Kia Motors	2 outer pads 1 inner pad with wear indicator on right side 1 inner pad with wear indicator on left side	2 pastillas externas 1 pastilla interna con indicador de desgaste derecho 1 pastilla interna con indicador de desgaste izquierdo
PD/667	Hyundai, Kia Motors	2 outer pads 1 inner pad with wear indicator on right side 1 inner pad with wear indicator on left side	2 pastillas externas 1 pastilla interna con indicador de desgaste derecho 1 pastilla interna con indicador de desgaste izquierdo
PD/668	Kia Motors	2 outer pads 1 inner pad with wear indicator on right side 1 inner pad with wear indicator on left side	2 pastillas externas 1 pastilla interna con indicador de desgaste derecho 1 pastilla interna con indicador de desgaste izquierdo
PD/669	Toyota	2 outer pads 1 inner pad with wear indicator on right side 1 inner pad with wear indicator on left side	2 pastillas externas 1 pastilla interna con indicador de desgaste derecho 1 pastilla interna con indicador de desgaste izquierdo
PD/672	Nissan	2 outer pads 1 inner pad with wear indicator on right side 1 inner pad with wear indicator on left side	2 pastillas externas 1 pastilla interna con indicador de desgaste derecho 1 pastilla interna con indicador de desgaste izquierdo
PD/676	Troller	2 inner pads 1 outer pad with wear indicator on right side 1 outer pad with wear indicator on left side	2 pastillas internas 1 pastilla externa con indicador de desgaste derecho 1 pastilla externa con indicador de desgaste izquierdo
PD/677	Buick, Chevrolet, Oldsmobile, Pontiac	2 inner pads 1 outer pad with wear indicator on right side 1 outer pad with wear indicator on left side	2 pastillas internas 1 pastilla externa con indicador de desgaste derecho 1 pastilla externa con indicador de desgaste izquierdo
PD/678	Lincoln	4 equal pads	4 pastillas iguales
PD/679	Ford, Lincoln, Mercury	2 outer pads 2 inner pads	2 pastillas externas 2 pastillas internas
PD/680	Chevrolet, Geo, Toyota	4 equal pads	4 pastillas iguales
PD/681	Chevrolet, Suzuki	4 equal pads	4 pastillas iguales
PD/683	Chrysler, Dodge, Eagle, Mitsubishi	2 outer pads 1 inner pad with wear indicator on right side 1 inner pad with wear indicator on left side	2 pastillas externas 1 pastilla interna con indicador de desgaste derecho 1 pastilla interna con indicador de desgaste izquierdo
PD/684	Nissan	2 outer pads 1 inner pad with wear indicator on right side 1 inner pad with wear indicator on left side	2 pastillas externas 1 pastilla interna con indicador de desgaste derecho 1 pastilla interna con indicador de desgaste izquierdo

REF. FRAS-LE	APPLICATION APLICACIÓN	SET COMPOSITION	COMPOSICIÓN DEL JUEGO
PD/685	Honda	2 inner pads 1 outer pad with wear indicator on right side 1 outer pad with wear indicator on left side	2 pastillas internas 1 pastilla externa con indicador de desgaste derecho 1 pastilla externa con indicador de desgaste izquierdo
PD/686	Lexus, Toyota	4 equal pads	4 pastillas iguales
PD/687	Saturn	2 outer pads 2 inner pads	2 pastillas externas 2 pastillas internas
PD/688	Buick, Cadillac, Chevrolet, Oldsmobile, Pontiac	2 outer pads 2 inner pads	2 pastillas externas 2 pastillas internas
PD/689	Toyota	2 pads without wear indicator 1 pad with wear indicator on right side 1 pad with wear indicator on left side	2 pastillas sin indicador de desgaste 1 pastilla con indicador de desgaste derecho 1 pastilla con indicador de desgaste izquierdo
PD/690	Acura, Honda, Isuzu	2 outer pads 1 inner pad with wear indicator on right side 1 inner pad with wear indicator on left side	2 pastillas externas 1 pastilla interna con indicador de desgaste derecho 1 pastilla interna con indicador de desgaste izquierdo
PD/691	Infiniti	2 outer pads 1 inner pad with wear indicator on right side 1 inner pad with wear indicator on left side	2 pastillas externas 1 pastilla interna con indicador de desgaste derecho 1 pastilla interna con indicador de desgaste izquierdo
PD/692	Nissan	2 outer pads 1 inner pad with wear indicator on right side 1 inner pad with wear indicator on left side	2 pastillas externas 1 pastilla interna con indicador de desgaste derecho 1 pastilla interna con indicador de desgaste izquierdo
PD/693	Acura, Honda, Isuzu	2 outer pads 1 inner pad with wear indicator on right side 1 inner pad with wear indicator on left side	2 pastillas externas 1 pastilla interna con indicador de desgaste derecho 1 pastilla interna con indicador de desgaste izquierdo
PD/694	Ford, Mercury	4 equal pads	4 pastillas iguales
PD/695	Lexus, Toyota	4 equal pads	4 pastillas iguales
PD/696	Ford, Lincoln, Mercury	4 equal pads	4 pastillas iguales
PD/697	Buick, Cadillac, Chevrolet, Oldsmobile, Pontiac	2 inner pads 1 outer pad with spring and wear indicator on right side 1 outer pad with spring and wear indicator on left side	2 pastillas internas 1 pastilla externa con resorte e indicador de desgaste derecho 1 pastilla externa con resorte e indicador de desgaste izquierdo
PD/698	Ford	4 equal pads	4 pastillas iguales
PD/699	Ford	4 equal pads	4 pastillas iguales
PD/700	Infiniti, Nissan, Suzuki	2 outer pads 1 inner pad with wear indicator on right side 1 inner pad with wear indicator on left side	2 pastillas externas 1 pastilla interna con indicador de desgaste derecho 1 pastilla interna con indicador de desgaste izquierdo
PD/701	Chrysler, Dodge, Eagle	2 outer pads 2 inner pads	2 pastillas externas 2 pastillas internas
PD/702	Ford, Lincoln, Mercury	4 equal pads	4 pastillas iguales
PD/703	Toyota	2 outer pads 1 inner pad with wear indicator on right side 1 inner pad with wear indicator on left side	2 pastillas externas 1 pastilla interna con indicador de desgaste derecho 1 pastilla interna con indicador de desgaste izquierdo

REF. FRAS-LE	APPLICATION APLICACIÓN	SET COMPOSITION	COMPOSICIÓN DEL JUEGO
PD/704	Ford, Lincoln	2 outer pads 2 inner pads	2 pastillas externas 2 pastillas internas
PD/705	Ford, Lincoln, Mercury	2 outer pads 2 inner pads	2 pastillas externas 2 pastillas internas
PD/706	Hyundai	2 outer pads 1 inner pad with wear indicator on right side 1 inner pad with wear indicator on left side	2 pastillas externas 1 pastilla interna con indicador de desgaste derecho 1 pastilla interna con indicador de desgaste izquierdo
PD/707	Lexus, Toyota	4 equal pads	4 pastillas iguales
PD/708	Jeep	1 outer pad on right side 1 outer pad on left side 1 inner pad on right side 1 inner pad on left side	1 pastilla externa derecho 1 pastilla externa izquierdo 1 pastilla interna derecho 1 pastilla interna izquierdo
PD/709	Buick, Cadillac, Chevrolet, Oldsmobile, Pontiac, Saturn	2 outer pads 2 inner pads	2 pastillas externas 2 pastillas internas
PD/710	Mitsubishi	4 equal pads	4 pastillas iguales
PD/711	Chevrolet Truck, Pontiac, Saturn, Suzuki	2 outer pads 1 inner pad with wear indicator on right side 1 inner pad with wear indicator on left side	2 pastillas externas 1 pastilla interna con indicador de desgaste derecho 1 pastilla interna con indicador de desgaste izquierdo
PD/712	Chevrolet, Toyota	4 equal pads	4 pastillas iguales
PD/713	Chevrolet, Pontiac	2 outer pads 1 inner pad with wear indicator on right side 1 inner pad with wear indicator on left side	2 pastillas externas 1 pastilla interna con indicador de desgaste derecho 1 pastilla interna con indicador de desgaste izquierdo
PD/714	Chevrolet	2 outer pads 1 inner pad with wear indicator on right side 1 inner pad with wear indicator on left side	2 pastillas externas 1 pastilla interna con indicador de desgaste derecho 1 pastilla interna con indicador de desgaste izquierdo
PD/715	Chevrolet Truck, Pontiac, Saturn, Suzuki	2 outer pads 1 inner pad with wear indicator on right side 1 inner pad with wear indicator on left side	2 pastillas externas 1 pastilla interna con indicador de desgaste derecho 1 pastilla interna con indicador de desgaste izquierdo
PD/716	BMW	2 outer pads 2 inner pads	2 pastillas externas 2 pastillas internas
PD/717	Honda	2 pads without wear indicator 1 pad with wear indicator on right side 1 pad with wear indicator on left side	2 pastillas sin indicador de desgaste 1 pastilla con indicador de desgaste derecho 1 pastilla con indicador de desgaste izquierdo
PD/719	Acura, Honda	2 outer pads 1 inner pad with wear indicator on right side 1 inner pad with wear indicator on left side	2 pastillas externas 1 pastilla interna con indicador de desgaste derecho 1 pastilla interna con indicador de desgaste izquierdo
PD/721	Acura, Honda	4 equal pads	4 pastillas iguales
PD/723	Dodge, Jeep, Mitsubishi	2 outer pads 1 inner pad with wear indicator on right side 1 inner pad with wear indicator on left side	2 pastillas externas 1 pastilla interna con indicador de desgaste derecho 1 pastilla interna con indicador de desgaste izquierdo
PD/722	Ford	2 outer pads 2 inner pads	2 pastillas externas 2 pastillas internas
PD/724	Toyota	2 right hand pads 2 left hand pads	2 pastillas derechas 2 pastillas izquierdas

REF. FRAS-LE	APPLICATION APLICACIÓN	SET COMPOSITION	COMPOSICIÓN DEL JUEGO
PD/725	Hyundai, Kia Motors	2 outer pads 1 inner pad with wear indicator on right side 1 inner pad with wear indicator on left side	2 pastillas externas 1 pastilla interna con indicador de desgaste derecho 1 pastilla interna con indicador de desgaste izquierdo
PD/726	Honda	2 outer pads 1 inner pad with wear indicator on right side 1 inner pad with wear indicator on left side	2 pastillas externas 1 pastilla interna con indicador de desgaste derecho 1 pastilla interna con indicador de desgaste izquierdo
PD/727	Infiniti	2 pads without wear indicator 1 pad with wear indicator on right side 1 pad with wear indicator on left side	2 pastillas sin indicador de desgaste 1 pastilla con indicador de desgaste derecho 1 pastilla con indicador de desgaste izquierdo
PD/728	Nissan	2 pads without wear indicator 1 pad with wear indicator on right side 1 pad with wear indicator on left side	2 pastillas sin indicador de desgaste 1 pastilla con indicador de desgaste derecho 1 pastilla con indicador de desgaste izquierdo
PD/729	Saab, Saturn	2 inner pads 1 outer pad with wear indicator on right side 1 outer pad with wear indicator on left side	2 pastillas internas 1 pastilla externa con indicador de desgaste derecho 1 pastilla externa con indicador de desgaste izquierdo
PD/730	Toyota	4 equal pads	4 pastillas iguales
PD/731	GM, Cadillac	2 outer pads 1 inner pad with wear indicator on right side 1 inner pad with wear indicator on left side	2 pastillas externas 1 pastilla interna con indicador de desgaste derecho 1 pastilla interna con indicador de desgaste izquierdo
PD/732	Buick, Chevrolet, Oldsmobile, Pontiac	2 pads without wear indicator 1 pad with wear indicator on right side 1 pad with wear indicator on left side	2 pastillas sin indicador de desgaste 1 pastilla con indicador de desgaste derecho 1 pastilla con indicador de desgaste izquierdo
PD/733	Mahindra	4 equal pads	4 pastillas iguales
PD/734	Dodge, Jeep, Mitsubishi	2 pads without wear indicator 1 pad with wear indicator on right side 1 pad with wear indicator on left side	2 pastillas sin indicador de desgaste 1 pastilla con indicador de desgaste derecho 1 pastilla con indicador de desgaste izquierdo
PD/735	Acura, Honda	2 pads without wear indicator 1 pad with wear indicator on right side 1 pad with wear indicator on left side	2 pastillas sin indicador de desgaste 1 pastilla con indicador de desgaste derecho 1 pastilla con indicador de desgaste izquierdo
PD/736	Ford Truck, Mercury	2 outer pads 2 inner pads	2 pastillas externas 2 pastillas internas
PD/737	Buick, Chevrolet Truck, GMC Truck, Isuzu, Oldsmobile, Saab	4 equal pads	4 pastillas iguales
PD/738	Buick, Chevrolet Truck, GMC Truck, Isuzu, Oldsmobile, Saab	4 equal pads	4 pastillas iguales
PD/739	Toyota	4 equal pads	4 pastillas iguales
PD/740	Toyota	4 equal pads	4 pastillas iguales
PD/741	Infiniti, Nissan	2 outer pads 1 inner pad with wear indicator 1 inner pad without wear indicator	2 pastillas externas 1 pastilla interna con indicador de desgaste 1 pastilla interna sin indicador de desgaste
PD/742	Mitsubishi	4 equal pads	4 pastillas iguales

REF. FRAS-LE	APPLICATION APLICACIÓN	SET COMPOSITION	COMPOSICIÓN DEL JUEGO
PD/743	Lexus, Toyota	4 equal pads	4 pastillas iguales
PD/744	Toyota	4 equal pads	4 pastillas iguales
PD/745	Lexus, Toyota	4 equal pads	4 pastillas iguales
PD/746	Chevrolet Truck, GMC Truck	4 equal pads	4 pastillas iguales
PD/747	Cadillac	4 equal pads	4 pastillas iguales
PD/748	Pontiac, Toyota	4 equal pads	4 pastillas iguales
PD/749	Saab	2 pads without wear indicator 1 pad with wear indicator on right side 1 pad with wear indicator on left side	2 pastillas sin indicador de desgaste 1 pastilla con indicador de desgaste derecho 1 pastilla con indicador de desgaste izquierdo
PD/750	Ford Truck, Lincoln	2 outer pads 2 inner pads	2 pastillas externas 2 pastillas internas
PD/751	Ford Truck, Lincoln	2 inner pads 1 outer pad with wear indicator on right side 1 outer pad with wear indicator on left side	2 pastillas internas 1 pastilla externa con indicador de desgaste derecho 1 pastilla externa con indicador de desgaste izquierdo
PD/752	Hyundai	2 outer pads 1 inner pad with wear indicator 1 inner pad without wear indicator	2 pastillas externas 1 pastilla interna con indicador de desgaste 1 pastilla interna sin indicador de desgaste
PD/753	Toyota	4 equal pads	4 pastillas iguales
PD/754	Lincoln	2 outer pads 1 inner pad with wear indicator 1 inner pad without wear indicator	2 pastillas externas 1 pastilla interna con indicador de desgaste 1 pastilla interna sin indicador de desgaste
PD/755	Jeep	4 equal pads	4 pastillas iguales
PD/756	Chevrolet, Pontiac, Saturn	4 equal pads	4 pastillas iguales
PD/757	Dodge Truck	4 equal pads	4 pastillas iguales
PD/758	Dodge Truck	4 equal pads	4 pastillas iguales
PD/759	Chrysler	4 equal pads	4 pastillas iguales
PD/760	Cadillac, Chevrolet Truck, GMC Truck	2 pads with wear indicator on right side 2 pads with wear indicator on left side	2 pastillas con indicador de desgaste derecho 2 pastillas con indicador de desgaste izquierdo
PD/761	Chevrolet Truck, GMC Truck	2 outer pads 1 inner pad with wear indicator 1 inner pad without wear indicator	2 pastillas externas 1 pastilla interna con indicador de desgaste 1 pastilla interna sin indicador de desgaste
PD/762	Lexus, Toyota	4 equal pads	4 pastillas iguales
PD/763	Chrysler	4 equal pads	4 pastillas iguales
PD/764	Lexus, Toyota	4 equal pads	4 pastillas iguales
PD/765	Ford, Mercury	4 equal pads	4 pastillas iguales
PD/766	Chevrolet	2 outer pads 1 inner pad with wear indicator on right side 1 inner pad with wear indicator on left side	2 pastillas externas 1 pastilla interna con indicador de desgaste derecho 1 pastilla interna con indicador de desgaste izquierdo
PD/767	Ford, Mazda, Volvo	2 outer pads 2 inner pads	2 pastillas externas 2 pastillas internas
PD/768	Ford, Ford Truck, Jaguar, Mercury	4 equal pads	4 pastillas iguales
PD/769	Buick, Chevrolet, Pontiac, Saturn	2 pads without wear indicator 1 pad with wear indicator on right side 1 pad with wear indicator on left side	2 pastillas sin indicador de desgaste 1 pastilla con indicador de desgaste derecho 1 pastilla con indicador de desgaste izquierdo
PD/770	Lincoln	4 equal pads	4 pastillas iguales
PD/771	Mitsubishi	3 pads without wear indicator 1 pad with wear indicator on right side	3 pastillas sin indicador de desgaste 1 pastilla con indicador de desgaste derecho

REF. FRAS-LE	APPLICATION APLICACIÓN	SET COMPOSITION	COMPOSICIÓN DEL JUEGO
PD/772	Oldsmobile, Pontiac	2 outer pads 1 inner pad with wear indicator on right side 1 inner pad with wear indicator on left side	2 pastillas externas 1 pastilla interna con indicador de desgaste derecho 1 pastilla interna con indicador de desgaste izquierdo
PD/773	Toyota	2 outer pads 2 inner pads	2 pastillas externas 2 pastillas internas
PD/774	Cadillac, Checker, Chevrolet, Chevrolet Truck, GMC Truck, Jeep, Oldsmobile, Pontiac	2 outer pads 1 inner pad with wear indicator on right side 1 inner pad with wear indicator on left side	2 pastillas externas 1 pastilla interna con indicador de desgaste derecho 1 pastilla interna con indicador de desgaste izquierdo
PD/775	Ford Truck, Jeep, Mercury	2 outer pads 2 inner pads	2 pastillas externas 2 pastillas internas
PD/776	Chevrolet Truck, GMC Truck, Isuzu, Oldsmobile	4 equal pads	4 pastillas iguales
PD/777	Ford Truck	4 equal pads	4 pastillas iguales
PD/778	Subaru	2 pads without wear indicator 1 pad with wear indicator on right side 1 pad with wear indicator on left side	2 pastillas sin indicador de desgaste 1 pastilla con indicador de desgaste derecho 1 pastilla con indicador de desgaste izquierdo
PD/779	Dodge Truck	2 outer pads 2 inner pads	2 pastillas externas 2 pastillas internas
PD/780	Ford, Lincoln, Mercury	2 outer pads 2 inner pads	2 pastillas externas 2 pastillas internas
PD/781	Mazda	4 equal pads	4 pastillas iguales
PD/782	Acura, Honda	2 outer pads 1 inner pad with wear indicator on right side 1 inner pad with wear indicator on left side	2 pastillas externas 1 pastilla interna con indicador de desgaste derecho 1 pastilla interna con indicador de desgaste izquierdo
PD/783	Volvo	2 outer pads 2 inner pads	2 pastillas externas 2 pastillas internas
PD/784	Lexus, Toyota	2 outer pads 2 inner pads	2 pastillas externas 2 pastillas internas
PD/785	Mazda	2 outer pads 2 inner pads	2 pastillas externas 2 pastillas internas
PD/786	Volvo	2 outer pads 2 inner pads	2 pastillas externas 2 pastillas internas
PD/787	Mazda	4 equal pads	4 pastillas iguales
PD/788	Scion, Toyota	4 equal pads	4 pastillas iguales
PD/789	Toyota	2 outer pads 1 inner pad with wear indicator on right side 1 inner pad with wear indicator on left side	2 pastillas externas 1 pastilla interna con indicador de desgaste derecho 1 pastilla interna con indicador de desgaste izquierdo
PD/790	Toyota	4 equal pads	4 pastillas iguales
PD/791	Kia Motors	2 outer pads 1 inner pad with wear indicator on right side 1 inner pad with wear indicator on left side	2 pastillas externas 1 pastilla interna con indicador de desgaste derecho 1 pastilla interna con indicador de desgaste izquierdo
PD/792	Cadillac	2 outer pads 1 inner pad with wear indicator on right side 1 inner pad with wear indicator on left side	2 pastillas externas 1 pastilla interna con indicador de desgaste derecho 1 pastilla interna con indicador de desgaste izquierdo



REF. FRAS-LE	APPLICATION APLICACIÓN	SET COMPOSITION	COMPOSICIÓN DEL JUEGO
PD/793	Toyota	2 outer pads 1 inner pad with wear indicator on right side 1 inner pad with wear indicator on left side	2 pastillas externas 1 pastilla interna con indicador de desgaste derecho 1 pastilla interna con indicador de desgaste izquierdo
PD/794	Hyundai, Kia Motors	2 outer pads 1 inner pad with wear indicator on right side 1 inner pad with wear indicator on left side	2 pastillas externas 1 pastilla interna con indicador de desgaste derecho 1 pastilla interna con indicador de desgaste izquierdo
PD/795	Mazda	2 outer pads 1 inner pad with wear indicator on right side 1 inner pad with wear indicator on left side	2 pastillas externas 1 pastilla interna con indicador de desgaste derecho 1 pastilla interna con indicador de desgaste izquierdo
PD/796	Mazda, Volvo, Ford	2 outer pads 2 inner pads	2 pastillas externas 2 pastillas internas
PD/797	Chrysler	2 outer pads 2 inner pads	2 pastillas externas 2 pastillas internas
PD/798	Buick, Pontiac	2 outer pads 1 inner pad with wear indicator on right side 1 inner pad with wear indicator on left side	2 pastillas externas 1 pastilla interna con indicador de desgaste derecho 1 pastilla interna con indicador de desgaste izquierdo
PD/799	Pontiac	2 pads without wear indicator 1 pad with wear indicator on right side 1 pad with wear indicator on left side	2 pastillas sin indicador de desgaste 1 pastilla con indicador de desgaste derecho 1 pastilla con indicador de desgaste izquierdo
PD/800	Ford, Mercury	4 equal pads	4 pastillas iguales
PD/801	Chevrolet Truck, GMC Truck, Isuzu, Pontiac	2 outer pads 2 inner pads	2 pastillas externas 2 pastillas internas
PD/802	Infiniti, Nissan	2 outer pads 2 inner pads	2 pastillas externas 2 pastillas internas
PD/803	Ford Truck	2 outer pads 2 inner pads	2 pastillas externas 2 pastillas internas
PD/804	Ford Truck, Mazda, Mercury	2 outer pads 2 inner pads	2 pastillas externas 2 pastillas internas
PD/805	Chrysler, Dodge	4 equal pads	4 pastillas iguales
PD/806	Chrysler	2 outer pads 2 inner pads	2 pastillas externas 2 pastillas internas
PD/807	Jeep	2 outer pads 1 inner pad with wear indicator on right side 1 inner pad with wear indicator on left side	2 pastillas externas 1 pastilla interna con indicador de desgaste derecho 1 pastilla interna con indicador de desgaste izquierdo
PD/808	Chrysler, Dodge Truck, Mitsubishi	4 equal pads	4 pastillas iguales
PD/809	Acura, Honda	2 pads without wear indicator 1 pad with wear indicator on right side 1 pad with wear indicator on left side	2 pastillas sin indicador de desgaste 1 pastilla con indicador de desgaste derecho 1 pastilla con indicador de desgaste izquierdo
PD/810	Buick, Chevrolet Truck, Pontiac, Saturn	2 outer pads 1 inner pad with wear indicator on right side 1 inner pad with wear indicator on left side	2 pastillas externas 1 pastilla interna con indicador de desgaste derecho 1 pastilla interna con indicador de desgaste izquierdo

REF. FRAS-LE	APPLICATION APLICACIÓN	SET COMPOSITION	COMPOSICIÓN DEL JUEGO
PD/811	Nissan	3 pads without wear indicator 1 pad with wear indicator on left side	3 pastillas sin indicador de desgaste 1 pastilla con indicador de desgaste izquierdo
PD/812	Suzuki	4 equal pads	4 pastillas iguales
PD/813	Subaru	3 pads without wear indicator 1 pad with wear indicator on left side	3 pastillas sin indicador de desgaste 1 pastilla con indicador de desgaste izquierdo
PD/814	Buick, Cadillac, Chevrolet	2 outer pads 2 inner pads	2 pastillas externas 2 pastillas internas
PD/815	Chevrolet, Chevrolet Truck, Pontiac, Saturn	4 equal pads	4 pastillas iguales
PD/816	Mazda	2 outer pads 2 inner pads	2 pastillas externas 2 pastillas internas
PD/817	Chevrolet, Pontiac, Suzuki	2 outer pads 1 inner pad with wear indicator on right side 1 inner pad with wear indicator on left side	2 pastillas externas 1 pastilla interna con indicador de desgaste derecho 1 pastilla interna con indicador de desgaste izquierdo
PD/818	General Motors	4 equal pads	4 pastillas iguales
PD/819	Lexus, Toyota	4 equal pads	4 pastillas iguales
PD/1000	Audi, Volkswagen	3 pads without connector 1 pad with connector	3 pastillas sin conector 1 pastilla con conector
PD/1000-B	Chevrolet Truck	2 outer pads 2 inner pads	2 pastillas externas 2 pastillas internas
PD/1001	Mazda	4 equal pads	4 pastillas iguales
PD/1002	Jaguar	2 outer pads 2 inner pads	2 pastillas externas 2 pastillas internas
PD/1003	Chevrolet Truck, GMC Truck, Isuzu	2 inner pads 1 outer pad with wear indicator on right side 1 outer pad with wear indicator on left side	2 pastillas internas 1 pastilla externa con indicador de desgaste derecho 1 pastilla externa con indicador de desgaste izquierdo
PD/1004	Nissan	2 outer pads 2 inner pads	2 pastillas externas 2 pastillas internas
PD/1005	Nissan	4 equal pads	4 pastillas iguales
PD/1006	Mercedes-Benz	2 outer pads 2 inner pads	2 pastillas externas 2 pastillas internas
PD/1007	Lincoln	4 equal pads	4 pastillas iguales
PD/1008	Mercedes-Benz	4 equal pads	4 pastillas iguales
PD/1009	Mercedes-Benz	4 equal pads	4 pastillas iguales
PD/1010	Mercedes-Benz	2 outer pads 2 inner pads	2 pastillas externas 2 pastillas internas
PD/1011	Mercedes-Benz	2 outer pads 2 inner pads	2 pastillas externas 2 pastillas internas
PD/1012	Mercedes-Benz	2 outer pads 2 inner pads	2 pastillas externas 2 pastillas internas
PD/1013	Infiniti, Nissan	2 right hand pads 2 left hand pads	2 pastillas derechas 2 pastillas izquierdas
PD/1014	Infiniti, Nissan	2 right hand pads 2 left hand pads	2 pastillas derechas 2 pastillas izquierdas
PD/1015	Mercedes-Benz	8 equal pads	8 pastillas iguales
PD/1016	Mercedes-Benz	8 equal pads	8 pastillas iguales
PD/1017	Mercedes-Benz	4 equal pads	4 pastillas iguales
PD/1018	Nissan	2 pads without wear indicator 1 pad with wear indicator on right side 1 pad with wear indicator on left side	2 pastillas sin indicador de desgaste 1 pastilla con indicador de desgaste derecho 1 pastilla con indicador de desgaste izquierdo

REF. FRAS-LE	APPLICATION APLICACIÓN	SET COMPOSITION	COMPOSICIÓN DEL JUEGO
PD/1019	Chrysler	4 equal pads	4 pastillas iguales
PD/1020	Ford, Ford Truck, Mercury	4 equal pads	4 pastillas iguales
PD/1021	Mercedes-Benz	4 equal pads	4 pastillas iguales
PD/1022	Ford Truck, Mercury	4 equal pads	4 pastillas iguales
PD/1023	Chevrolet Truck, GMC Truck, Isuzu, Saab, Saturn	2 pads without wear indicator 1 pad with wear indicator on right side 1 pad with wear indicator on left side	2 pastillas sin indicador de desgaste 1 pastilla con indicador de desgaste derecho 1 pastilla con indicador de desgaste izquierdo
PD/1024	Chevrolet Truck, GMC Truck, Isuzu, Saab, Saturn	2 pads without wear indicator 1 pad with wear indicator on right side 1 pad with wear indicator on left side	2 pastillas sin indicador de desgaste 1 pastilla con indicador de desgaste derecho 1 pastilla con indicador de desgaste izquierdo
PD/1025	Dodge	2 pads without wear indicator 2 pads with wear indicator on right side	2 pastillas sin indicador de desgaste 2 pastillas con indicador de desgaste derecho
PD/1026	Dodge	2 pads without wear indicator 2 pads with wear indicator on right side	2 pastillas sin indicador de desgaste 2 pastillas con indicador de desgaste derecho
PD/1028-A	Ford	2 pads without connector 2 pad with connector	2 pastillas sin conector 2 pastilla con conector
PD/1029-A	Ford	2 pads without connector 2 pad with connector	2 pastillas sin conector 2 pastilla con conector
PD/1030	Audi, Volkswagen	4 equal pads	4 pastillas iguales
PD/1031	Toyota	4 equal pads	4 pastillas iguales
PD/1032	GM, Ford	2 inner pads 1 outer pad with wear indicator on right side 1 outer pad with wear indicator on left side	2 pastillas internas 1 pastilla externa con indicador de desgaste derecho 1 pastilla externa con indicador de desgaste izquierdo
PD/1033	Ford	2 outer pads 2 inner pads	2 pastillas externas 2 pastillas internas
PD/1034	Audi	2 outer pads 1 inner pad with wear indicator on right side 1 inner pad with wear indicator on left side	2 pastillas externas 1 pastilla interna con indicador de desgaste derecho 1 pastilla interna con indicador de desgaste izquierdo
PD/1035	Toyota	4 equal pads	4 pastillas iguales
PD/1036	Nissan	2 outer pads 1 inner pad with wear indicator on right side 1 inner pad with wear indicator on left side	2 pastillas externas 1 pastilla interna con indicador de desgaste derecho 1 pastilla interna con indicador de desgaste izquierdo
PD/1037	Nissan	2 outer pads 1 inner pad with wear indicator on right side 1 inner pad with wear indicator on left side	2 pastillas externas 1 pastilla interna con indicador de desgaste derecho 1 pastilla interna con indicador de desgaste izquierdo
PD/1038	BMW	4 equal pads	4 pastillas iguales
PD/1039	Infiniti	2 pads without wear indicator 2 pads with wear indicator	2 pastillas sin indicador de desgaste 2 pastillas con indicador de desgaste
PD/1040	Ford	2 outer pads 2 inner pads	2 pastillas externas 2 pastillas internas

REF. FRAS-LE	APPLICATION APLICACIÓN	SET COMPOSITION	COMPOSICIÓN DEL JUEGO
PD/1041	Ford	2 outer pads 1 inner pad with wear indicator on right side 1 inner pad with wear indicator on left side	2 pastillas externas 1 pastilla interna con indicador de desgaste derecho 1 pastilla interna con indicador de desgaste izquierdo
PD/1042	BMW, Land Rover	2 outer pads 1 inner pad with wear indicator on right side 1 inner pad with wear indicator on left side	2 pastillas externas 1 pastilla interna con indicador de desgaste derecho 1 pastilla interna con indicador de desgaste izquierdo
PD/1043	Mercedes benz	2 outer pads 1 inner pad with wear indicator on right side 1 inner pad with wear indicator on left side	2 pastillas externas 1 pastilla interna con indicador de desgaste derecho 1 pastilla interna con indicador de desgaste izquierdo
PD/1044	BMW	2 outer pads 2 inner pads	2 pastillas externas 2 pastillas internas
PD/1045	Land Rover	4 equal pads	4 pastillas iguales
PD/1046	Mercedes benz	4 equal pads	4 pastillas iguales
PD/1047	Cadillac	2 inner pads 1 outer pad with wear indicator on right side 1 outer pad with wear indicator on left side	2 pastillas internas 1 pastilla externa con indicador de desgaste derecho 1 pastilla externa con indicador de desgaste izquierdo
PD/1048	Cadillac	4 equal pads	4 pastillas iguales
PD/1049	Mazda	2 outer pads 1 inner pad with wear indicator on right side 1 inner pad with wear indicator on left side	2 pastillas externas 1 pastilla interna con indicador de desgaste derecho 1 pastilla interna con indicador de desgaste izquierdo
PD/1050	Mercedes benz	4 equal pads	4 pastillas iguales
PD/1051	Volvo	2 outer pads 2 inner pads	2 pastillas externas 2 pastillas internas
PD/1052	Honda	2 outer pads 1 inner pad with wear indicator on right side 1 inner pad with wear indicator on left side	2 pastillas externas 1 pastilla interna con indicador de desgaste derecho 1 pastilla interna con indicador de desgaste izquierdo
PD/1053	Volvo, Mitsubishi	2 pads without wear indicator 2 pads with wear indicator	2 pastillas sin indicador de desgaste 2 pastillas con indicador de desgaste
PD/1054	Volvo	2 inner pads 1 outer pad with wear indicator on right side 1 outer pad with wear indicator on left side	2 pastillas internas 1 pastilla externa con indicador de desgaste derecho 1 pastilla externa con indicador de desgaste izquierdo
PD/1055	Audi, Volkswagen	4 outer pads 4 inner pads	4 pastillas externas 4 pastillas internas
PD/1056	Mercedes benz	2 outer pads 1 inner pad with wear indicator on right side 1 inner pad with wear indicator on left side	2 pastillas externas 1 pastilla interna con indicador de desgaste derecho 1 pastilla interna con indicador de desgaste izquierdo
PD/1057	Dodge	4 equal pads	4 pastillas iguales
PD/1058	Mini	2 outer pads 1 inner pad with wear indicator on right side 1 inner pad with wear indicator on left side	2 pastillas externas 1 pastilla interna con indicador de desgaste derecho 1 pastilla interna con indicador de desgaste izquierdo

REF. FRAS-LE	APPLICATION APLICACIÓN	SET COMPOSITION	COMPOSICIÓN DEL JUEGO
PD/1059	Mini	2 outer pads 1 inner pad with wear indicator on right side 1 inner pad with wear indicator on left side	2 pastillas externas 1 pastilla interna con indicador de desgaste derecho 1 pastilla interna con indicador de desgaste izquierdo
PD/1060	Mitsubishi	2 outer pads 1 inner pad with wear indicator on right side 1 inner pad with wear indicator on left side	2 pastillas externas 1 pastilla interna con indicador de desgaste derecho 1 pastilla interna con indicador de desgaste izquierdo
PD/1061	Volvo, Mazda, Pontiac	2 outer pads 1 inner pad with wear indicator on right side 1 inner pad with wear indicator on left side	2 pastillas externas 1 pastilla interna con indicador de desgaste derecho 1 pastilla interna con indicador de desgaste izquierdo
PD/1062	Volvo	2 outer pads 2 inner pads	2 pastillas externas 2 pastillas internas
PD/1063	Volvo	2 outer pads 2 inner pads	2 pastillas externas 2 pastillas internas
PD/1064	Porsche, Volkswagen	4 equal pads	4 pastillas iguales
PD/1065	GM	4 equal pads	4 pastillas iguales
PD/1066	Ford	4 equal pads	4 pastillas iguales
PD/1067	Subaru	2 outer pads 1 inner pad with wear indicator on right side 1 inner pad with wear indicator on left side	2 pastillas externas 1 pastilla interna con indicador de desgaste derecho 1 pastilla interna con indicador de desgaste izquierdo
PD/1068	Ford	4 equal pads	4 pastillas iguales
PD/1069	Land Rover	4 equal pads	4 pastillas iguales
PD/1070	Land Rover	4 equal pads	4 pastillas iguales
PD/1071	Nissan	3 pads without wear indicator 1 pad with wear indicator on left side	3 pastillas sin indicador de desgaste 1 pastilla con indicador de desgaste izquierdo
PD/1072	Nissan	3 pads without wear indicator 1 pad with wear indicator	3 pastillas sin indicador de desgaste 1 pastilla con indicador de desgaste
PD/1073	Acura, Honda	2 pads without wear indicator 2 pads with wear indicator	2 pastillas sin indicador de desgaste 2 pastillas con indicador de desgaste
PD/1074	Hummer	2 outer pads 1 inner pad with wear indicator on right side 1 inner pad with wear indicator on left side	2 pastillas externas 1 pastilla interna con indicador de desgaste derecho 1 pastilla interna con indicador de desgaste izquierdo
PD/1075	Hummer	2 outer pads 1 inner pad with wear indicator on right side 1 inner pad with wear indicator on left side	2 pastillas externas 1 pastilla interna con indicador de desgaste derecho 1 pastilla interna con indicador de desgaste izquierdo

REF. FRAS-LE	APPLICATION APLICACIÓN	SET COMPOSITION	COMPOSICIÓN DEL JUEGO
PD/1076	Subaru	3 pads without wear indicator 1 pad with wear indicator	3 pastillas sin indicador de desgaste 1 pastilla con indicador de desgaste
PD/1077	Suzuki	2 pads without wear indicator 2 pads with wear indicator	2 pastillas sin indicador de desgaste 2 pastillas con indicador de desgaste
PD/1078	Toyota	4 equal pads	4 pastillas iguales
PD/1079	Volkswagen	4 equal pads	4 pastillas iguales
PD/1080	Ford, Lincoln, Mazda	4 equal pads	4 pastillas iguales
PD/1081	Ford, Lincoln, Mazda	4 equal pads	4 pastillas iguales
PD/1082	Dodge, Jeep	2 outer pads 1 inner pad with wear indicator on right side 1 inner pad with wear indicator on left side	2 pastillas externas 1 pastilla interna con indicador de desgaste derecho 1 pastilla interna con indicador de desgaste izquierdo
PD/1083	Ford, Lincoln	2 outer pads 1 inner pad with wear indicator on right side 1 inner pad with wear indicator on left side	2 pastillas externas 1 pastilla interna con indicador de desgaste derecho 1 pastilla interna con indicador de desgaste izquierdo
PD/1084	Toyota	2 pads without wear indicator 2 pads with wear indicator	2 pastillas sin indicador de desgaste 2 pastillas con indicador de desgaste
PD/1085	Toyota	4 equal pads	4 pastillas iguales
PD/1086	Ford	4 equal pads	4 pastillas iguales
PD/1087	Ford	4 equal pads	4 pastillas iguales
PD/1088	Acura, Honda	2 outer pads 1 inner pad with wear indicator on right side 1 inner pad with wear indicator on left side	2 pastillas externas 1 pastilla interna con indicador de desgaste derecho 1 pastilla interna con indicador de desgaste izquierdo
PD/1089	Lincoln	4 equal pads	4 pastillas iguales
PD/1090	Lincoln	4 equal pads	4 pastillas iguales
PD/1092	Hyundai, KIA	2 pads without wear indicator 1 pad with wear indicator on right side 1 pad with wear indicator on left side	2 pastillas sin indicador de desgaste 1 pastilla con indicador de desgaste derecho 1 pastilla con indicador de desgaste izquierdo
PD/1093	Hyundai, KIA	2 pads without wear indicator 1 pad with wear indicator on right side 1 pad with wear indicator on left side	2 pastillas sin indicador de desgaste 1 pastilla con indicador de desgaste derecho 1 pastilla con indicador de desgaste izquierdo
PD/1094-A	Mercedes-Benz	2 pads without connector 2 pad with connector	2 pastillas sin conector 2 pastilla con conector
PD/1095-A	Mercedes-Benz	2 pads without connector 2 pad with connector	2 pastillas sin conector 2 pastilla con conector
PD/1097	Ford	2 pads without connector 2 pad with connector	2 pastillas sin conector 2 pastilla con conector
PD/1098	Toyota	4 equal pads	4 pastillas iguales

Catalogue General Applications - *Catálogo General de Aplicaciones*  
 Conversion Table for Brake Pads - *Tabla de Conversión de las Pastillas de Freno*



APPLICATION APLICACIÓN	FRAS-LE	LONAFLEX	FMSI	WVA
Alfa Romeo, Ford	PD/1		7273 D384	20011
Alfa Romeo, Gurgel, Puma, VW	PD/5	P-5	755 D21 735 D30	20009
GM, VW	PD/6	P-6	7255 D31	20034
GM, Puma	PD/7		719 D2	20030
Clark, GM, Puma	PD/8			20578
Volkswagen	PD/9		724 D4	20027 16,0
Chrysler, Fiat, Ford	PD/10	P-10		
GM	PD/11			
Clark, Gurgel, VW	PD/13	P-13	7021 D45	20011
VW	PD/16		7032 D96	20228
Gurgel, VW	PD/17	P-17	7031 D96	20228
Ford, Fiat	PD/18	P-18		20375
Agrale, Ford, GM	PD/19-C	P-19-C	7013A D50	
Ford, GM	PD/22	P-22		
Ford, GM	PD/22-B			
VW	PD/23	P-23	7242 D350	21193
Ford, VW	PD/24	P-24	7529 D649	20752
Ford, VW	PD/24-A		7529 D649	20783
Ford, VW	PD/24-B		7529 D649	
Fiat	PD/25	P-25	7242 D350	21193
Fiat	PD/25-A			21195
Fiat	PD/25-B			
Fiat	PD/25-RA			
Fiat	PD/25-RA-A			
Fiat	PD/25-RA-B			
Fiat	PD/25-RA-FA			
Fiat	PD/25-RA-FB			
Fiat	PD/25-RA-P			
Fiat	PD/25-RA-R			
Fiat	PD/26	P-26		
Fiat	PD/26-A			
Fiat	PD/27-A	P-27-A		
Ford, VW	PD/28	P-28	7242 D350	21193
Ford, Volkswagen	PD/28-B			
Terex	PD/29			29009
Lada	PD/31	P-31		20166
Lada	PD/32			20660
Ford, VW	PD/34	P-34	7529 D649	
Ford, VW	PD/35	P-35		23300
Ford, VW	PD/36		7568 D693	21832
GM	PD/37	P-37	7666 D796	21190
GM	PD/38	P-38	7614 D709	21050
Ford, VW	PD/39		7201 D298	20907
GM	PD/40			21368
GM	PD/41		7314 D426	21140
GM	PD/42	P-42	7563 D688	20547
VW	PD/43	P-43		
Ford, VW	PD/44	P-44		23120
Ford, VW	PD/44-B			
Ford, VW	PD/45	P-45		
GM	PD/46	P-46	8290 D1176	23226
Fiat	PD/47	P-47		21193
Fiat	PD/47-A			21962
Peugeot	PD/47-RA-P			
Fiat	PD/48	P-48	7201 D298	21193
Fiat	PD/48-A			
Fiat	PD/49		7144 D228	21144
GM	PD/50		7489A D610	
VW	PD/51	P-51	8288 D350	
GM	PD/52	P-52		21862

APPLICATION APLICACIÓN	FRAS-LE	LONAFLEX	FMSI	WVA
GM, VW	PD/54	P-54	8284 D1173	
Ford	PD/55	P-55	8316 D1196	21202
GM	PD/57	P-57		23063
Audi, VW	PD/58	P-58	7709 D768 7635A D768	23130
Audi, VW	PD/58-B		7709 D768	23187
Audi, Citroen, Peugeot, Seat, Volkswagen	PD/59		7335 D340	20961 17,1
Fiat	PD/60	P-60		
Fiat	PD/60-A			23218/23220
GM	PD/61		7605 D736	21829
Ford	PD/62	P-62	7625 D756 7625 D824	
Ford	PD/63		7626 D757	
Kia Motors	PD/64			23484
Ford	PD/65	P-65	8251 D1140	20753
Fiat	PD/66			
Alfa Romeo, Fiat	PD/66-A			21636
Fiat	PD/66-B			
Mercedes-Benz	PD/67			
Mercedes	PD/67-A			23070
Fiat	PD/68	P-68		23229
Kia Motors	PD/69			23651
Honda	PD/71	P-71		
GM	PD/72	P-72	8252 D1141	23057
Audi, VW	PD/73	P-73	7635 D768	21974
Audi, VW	PD/73-B	P-73-B		
Mitsubishi	PD/74			23487
Nissan	PD/75		7155 D233	20958 16,0
Troller	PD/76		7679 D806	
GM	PD/77	P-77	8308 D1189	
Fiat	PD/78-A			
Ford	PD/79			
Ford	PD/80			
GM	PD/82			
VW	PD/81			
GM	PD/84			
Fiat	PD/85			
Agrale, Ford, Marcopolo, Puma	PD/102	P-102	8321 D1201	
GM	PD/103			
Mercedes	PD/104	P-104	7968 D1062	29835
Mercedes-Benz	PD/104-A		7968 D1062A	
Ford, GM	PD/105	P-105		
Ford, GM	PD/106	P-106	8328 D1208	
GM, Toyota	PD/107	P-107		
Mercedes	PD/108			29071
Ford	PD/109	P-109		
GM	PD/110	P-110	7593 D726	23663
Mercedes	PD/111	P-111	7848 D949	29153
Mercedes	PD/111-A		7848 D949A	29076
Renault	PD/112		8427 D1312	29090
GM	PD/113	P-113		
Toyota	PD/114			
Toyota	PD/115	P-115	7298 D436	21679
Bova, Iveco, Mercedes-Benz, Scania	PD/116	P-116	8323 D1203	29061/ 29108/ 29105
Mercedes	PD/116-K	P-116	8323 D1203	29042 / 29059 29061 / 29087 29105 / 29108
Mercedes	PD/117	P-117		29117
Mercedes	PD/117-A			
Mercedes	PD/118	P-118	7829 D928	23021

Catalogue General Applications - *Catálogo General de Aplicaciones*  
 Conversion Table for Brake Pads - *Tabla de Conversión de las Pastillas de Freno*



APPLICATION APLICACIÓN	FRAS-LE	LONAFLEX	FMSI	WVA
MAN, Mercedes-Benz	PD/120	P-120		29093/94/95/96
Iveco	PD/122	P-122		29121
Iveco	PD/122-A			
Iveco	PD/123		7931 D1027	29067 22,00
Man	PD/124			29088 26,00
Mercedes Benz / Renault	PD/125	P-125		29030
Chevrolet Truck	PD/126		7141 D224	
Chevrolet Truck	PD/127		7818 D225	
Iveco	PD/128			29011 25,00
Renault / Volvo	PD/129-F	P-129		29131
Volvo	PD/130			29169 / 29177
Volvo	PD/131	P-131		29126
Mazda	PD/132		7353 D473	21539
Chevrolet Truck, GMC Truck	PD/133		7815 D380	
Chrysler	PD/134		7744 D869	
Chrysler	PD/135		7530A D650	
Nissan	PD/136		7170 D265	
Ford Truck, Lincoln	PD/137		7558 D679	24757 / 758 / 759
Iveco	PD/139			29122
BPW	PD/141			29167
BPW	PD/142			29165
Chevrolet Truck, Ford Truck, GMC Truck, Thomas	PD/143		7636 D769	
Chevrolet Truck	PD/144		7636 D1032	
International Truck	PD/145		7654 D786	
International Truck	PD/146		7655 D786	
Chevrolet Truck, GMC Truck	PD/177		7914 D1010	
Chevrolet Truck, GMC Truck	PD/178		7969 D1064	
Mitsubishi Fuso	PD/185		8382 D1265	
Nissan	PD/188-A			29121 20,0
Iveco	PD/189			29229
Volvo	PD/196			29174/ 29219/ 29204/ 29218/ 29226/
Chrysler, Dodge	PD/300		8438 D1326	
Renault	PD/301		793 D49	20347 14,0
Fiat	PD/301-A			
Renault	PD/302			
Renault	PD/303-A		7123 D201	
Renault	PD/304			20671 16,5
Renault	PD/305-A		7194 D292	20937 18,0
Ford, Volkswagen	PD/306			20578 15,0
Chevrolet, Chrysler, Volkswagen	PD/307		7043 D109	20323 16,5
Fiat	PD/308		798 D54	20073 17,0
Fiat	PD/309			20775/6/7 17,4
Fiat	PD/310			21131 15,0
Peugeot	PD/311-A		7010 D77	20145 17,0
Peugeot	PD/312-A		7116 D193	20632 18,0
Fiat, Peugeot	PD/313		721 D9	20007 15,5
Chrysler	PD/316			
Chrysler, Renault, Volkswagen	PD/317			20172
Renault	PD/318-A			20928/26 18,5
Fiat	PD/319		7001 D71	20074 10,0
Renault	PD/320			
Renault	PD/321-A		7244 D351	21016 17,5

APPLICATION APLICACIÓN	FRAS-LE	LONAFLEX	FMSI	WVA
Peugeot, Renault	PD/322-A		7261 D371	20905 18,0
Chevrolet, Jeep	PD/324		728A D52	
Peugeot	PD/326-A		7334 D454	21209/10 18,6
Renault	PD/327		7394 D516	21096 15,0
Seat, VW	PD/328		7209 D569	20887 19,7
Seat, VW	PD/329	P-329	7570 D696A	20168 16,0
Asia Motors	PD/330	P-330		20780 13,4
Asia Motors	PD/331	P-331		23784 15,1
Ford	PD/332	P-332	7532 D652	23472
Kia Motors	PD/333	P-333		20002/ 20191/ 20192
Alfa Romeo, Audi	PD/334		7144 D228	21144
Alfa Romeo	PD/335-A		D147	20833 17,0
Audi	PD/336		7571 D684A	20168 19,4
Seat, Volkswagen	PD/337		7570 D696	20168 16,0
Renault	PD/338	P-338		21404 18,0
Renault	PD/338-A		8256 D1146	21463 18,0
Iveco	PD/339-A			29107 20,0
Audi, VW	PD/340-B		7710 D687	23392
Mercedes	PD/341		7909 D1006	21592 18,5
Ford	PD/342			23434
Hyundai	PD/343			23518
Mazda	PD/344		7257 D366	20008
Mazda	PD/345		7353 D473	21539
Peugeot	PD/346			23600
Renault	PD/347			23613
Ford, Lincoln, Mercury	PD/348		7834 D931	
Ford, Lincoln, Mercury	PD/349		7835 D932	
Ford	PD/350			21470 19,0
Ford	PD/351			21469 18,8
Ford	PD/352		7528 D648 / D745	21394 18,0
Ford	PD/352-A		7672 D801	21395 18,0
Citroen	PD/353			23600
Hyundai	PD/354			
Iveco	PD/355			29065
Ford	PD/356		7503 D632	
Chevrolet, Isuzu	PD/357		7253/7347 D363	21543/44
Fiat	PD/358			21797
Fiat	PD/358-A			21798
Iveco	PD/359-A			29041
Iveco, Volvo	PD/360-A			29012 18,0
Peugeot	PD/361-A		7073 D455	20455 19,0
Audi, Peugeot, Seat, VW	PD/362	P-362	7234 D340	20961 15,0
Citroën, Peugeot	PD/363-A			21080 17,5
Citroen, Peugeot	PD/364-A			21430 17,0
Ford	PD/365		7706 D833	
Toyota	PD/366			
Audi, VW	PD/367	P-367	7569 D694	21866 19,5
Seat / Volkswagen	PD/368		7569 D694 C/16mm	21866 17,3
Fiat	PD/369-B			23602
Randon	PD/370			
Randon	PD/371			
Randon	PD/372			
Randon	PD/373			
Ford	PD/374		7125A D387	21830 15,7
Mazda	PD/376		7219 D466	21654 15,0
Mitsubishi	PD/377		7241 D349	21373 16,4
Suzuki	PD/378		7305 D418	21500 14,8
Suzuki	PD/379		7331 D451	21333 14,9

Catalogue General Applications - *Catálogo General de Aplicaciones*  
 Conversion Table for Brake Pads - *Tabla de Conversión de las Pastillas de Freno*



APPLICATION APLICACIÓN	FRAS-LE	LONAFLEX	FMSI	WVA
Suzuki	<b>PD/380</b>		7332 D452	21344/5/6 16,0
Hyundai	<b>PD/382</b>		7376 D497 7293 D440	21773 14,8
Mitsubishi	<b>PD/383</b>		7412 D530	21363 16,5
Audi, VW	<b>PD/384</b>		7434 D555	21911 19,5
Audi, VW	<b>PD/384-A</b>		7434A D555	20676 20,3
BMW	<b>PD/385</b>		7437 D558	21292 17,5
Honda	<b>PD/386</b>		7178 D273	21331 15,0
Toyota	<b>PD/387</b>		7441 D695 7441 D562	21601 17,5
Honda	<b>PD/388</b>		7448 D568	21879 18,5
Ford	<b>PD/389</b>		7479 D601	23637
Kia Motors	<b>PD/390</b>	P-390		20753
Renault	<b>PD/391-A</b>	P-391-A	8255 D1145	21388 18,3
Chrysler	<b>PD/392</b>		7438B D641	
Nissan	<b>PD/393</b>			23005
Honda, Land Rover, Rover	<b>PD/394</b>			21515 17,5
Chrysler	<b>PD/395</b>		7511A D633	23740
Chrysler	<b>PD/396</b>		7470A D591	
Acura / Honda	<b>PD/397</b>		7345 D465	21497 18,0
Honda	<b>PD/398</b>		7443 D564	21738 13,4
Chrysler, Renault	<b>PD/399</b>		7371 D491	20410 14,8
Alfa Romeo	<b>PD/400-A</b>			20332 16,8
Honda, Suzuki	<b>PD/401</b>		7180 D277	21043 13,0
Ford	<b>PD/402-A</b>		7541 D661	21586 15,0
Fiat	<b>PD/403-B</b>			21927 17,6
Honda	<b>PD/404</b>			21697 15,0
Citroen / Peugeot	<b>PD/405-E</b>		8342 D1221	21674 19,0
Volkswagen	<b>PD/406</b>		7516 D638	21479 19,2
Volkswagen	<b>PD/406-B</b>		7729 D852	21479/23445
Volkswagen	<b>PD/407</b>		7580 D706	21882
Rover	<b>PD/409</b>			21520 17,0
Ford	<b>PD/410</b>		7545A D667	23627 14,6
Citroen	<b>PD/411</b>			23346 18,2
Citroen, Peugeot	<b>PD/411-E</b>		8309 D1190	23124 19,0
Peugeot	<b>PD/412</b>			23205 18,0
Renault	<b>PD/412-B</b>			
Audi, Seat, Volkswagen	<b>PD/413</b>		7578 D704	21945 16,0
Peugeot	<b>PD/414-E</b>			21724 19,0
Mazda	<b>PD/415</b>		7513 D635	
Land Rover	<b>PD/416</b>			23471 14,5
Mercedes	<b>PD/417</b>		7849 D950	21576/7 20,5
Jeep	<b>PD/418</b>		7358 D712	21822 17,2
Suzuki	<b>PD/419</b>		7435 D556	21907 15,4
Iveco	<b>PD/420-A</b>			29001 20,0
Daewoo, Suzuki	<b>PD/421</b>			23061 14,0
Fiat	<b>PD/422</b>			21799
Fiat	<b>PD/422-A</b>			21800
Subaru	<b>PD/423</b>		7350 D470	21495 17,0
Daewoo	<b>PD/424</b>		7267 D378	21059 15,4
Mercedes-Benz, Peugeot	<b>PD/425-A</b>			21278 17,0
Toyota	<b>PD/426</b>		7247 D356	21372 15,0
Nissan	<b>PD/427</b>		7228 D333	21347/8/9 17,0
Nissan	<b>PD/428</b>		7282 D266 7282 D441	21119 17,0
Toyota	<b>PD/429</b>		7205 D303	21158 15,6
Alfa Romeo, Fiat	<b>PD/430</b>			21103 14,4
Daewoo	<b>PD/431</b>			20939 15,5
GM, Suzuki	<b>PD/432</b>		7559 D680	23314 15,0
Alfa Romeo, Fiat	<b>PD/433-B</b>			21930 18,0

APPLICATION APLICACIÓN	FRAS-LE	LONAFLEX	FMSI	WVA
Peugeot	<b>PD/435</b>	P-435	8254 D1143	23597 18,0
GM	<b>PD/436</b>		7946 D1043	
GM	<b>PD/437</b>		7951 D1048	
Fiat	<b>PD/438-B</b>	P-438-B		23603
Alfa Romeo, Fiat	<b>PD/439</b>			23177 14,7
Nissan	<b>PD/440</b>		7290 D401	
Suzuki	<b>PD/441</b>		7540 D660	21142
Ford	<b>PD/442</b>	P-442	7690 D816	23154 19,0
Audi, Seat, Volkswagen	<b>PD/443</b>			21945 19,4
Honda, Land Rover	<b>PD/444</b>		7256 D365	21719 14,6
Honda, Isuzu, Opel	<b>PD/445</b>		7585 D579	21845 16,5
Nissan	<b>PD/446</b>			21410 / 21481 15,5
Suzuki	<b>PD/447</b>	P-447		21730 14,0
Citroen, Fiat, Peugeot	<b>PD/448-A</b>			23040/1/2 18,5
Honda	<b>PD/449</b>		7382 D503	21651 18,0
Mitsubishi	<b>PD/450</b>		7447 D567	21840 14,0
Alfa Romeo	<b>PD/451</b>			21606 16,5
Mitsubishi, Proton	<b>PD/452</b>		7417 D535	21650 15,0
Infiniti / Nissan	<b>PD/453</b>		7342 D462	21527 17,0
Peugeot	<b>PD/454-E</b>			21507 17,0
Daihatsu	<b>PD/455</b>		7336 D456	21338 14,0
Honda, Rover	<b>PD/457</b>		7233 D374	21312/3/4 13,0
Land Rover	<b>PD/458-B</b>		7401 D520	21897 18,0
Honda, Rover	<b>PD/463-B</b>		7294 D405	21245 17,5
Land Rover	<b>PD/464-B</b>		7398 D518	21237 15,5
Citroen, Peugeot, Renault	<b>PD/465</b>	P-465		20974 11,0
Audi, Seat, Volkswagen	<b>PD/466</b>		7177 D227	20778 16,0
Audi, Volkswagen	<b>PD/467</b>		7143 D227	20778 19,4
Peugeot	<b>PD/468-A</b>		7086 D157	20271 16,4
Mitsubishi	<b>PD/469</b>		7365 D484	21647 16,0
Ssangyong	<b>PD/470</b>			23242/3/4 14,5
Ssangyong	<b>PD/471-A</b>			23230/1/2/3
Renault	<b>PD/472</b>			23302 18,0
Hyundai	<b>PD/473</b>		8247 D1137	23081/2/3 18,0
Land Rover	<b>PD/474</b>		7551 D671	21519 18,0
Daewoo	<b>PD/475</b>		7667 D797	23234 17,5
Chevrolet	<b>PD/477</b>			23052 17,3
Hyundai	<b>PD/478</b>		8258 D1148	23238/9/40
Mercedes-Benz	<b>PD/479</b>			23022 18,0
Ford	<b>PD/480</b>		7763 D886	23353 14,5
Volkswagen	<b>PD/481-A</b>			23035/6 19,0
Renault	<b>PD/482</b>			21964 14,5
Alfa Romeo	<b>PD/483-A</b>		7469 D590	21147 19,0
Alfa Romeo, Fiat	<b>PD/484-A</b>			21383 19,0
Chrysler	<b>PD/485</b>		7616 D746	
Kia Motors	<b>PD/486</b>		7641 D774	23442 16,8
VW	<b>PD/487</b>		7461 D581	21635 17,7
BMW	<b>PD/488</b>		7286 D396	21607 17,0
Mercedes	<b>PD/489</b>		7523 D645	21439 20,0
Citroen	<b>PD/490</b>			20162 15,0
Toyota	<b>PD/491</b>	P-491	8335 D1215	23766
Chrysler	<b>PD/492</b>		7518A D642	
Honda	<b>PD/493</b>		7497 D621	21694
Fiat	<b>PD/494</b>	P-494		23842
Volkswagen	<b>PD/495</b>		7183 D280	20887
Toyota	<b>PD/496</b>		7704 D831	23348 / 23349 / 23350
Ford	<b>PD/497</b>	P-497	8289 D1175	23202/3
Citroen, Fiat	<b>PD/498-A</b>	P-498-A	8318 D1198	23917

APPLICATION APLICACIÓN	FRAS-LE	LONAFLEX	FMSI	WVA
Buick, Cadillac, Chevrolet, Oldsmobile, Pontiac	PD/499		7136 D215	
Mitsubishi	PD/500	P-500		23879
Citroen, Fiat	PD/501			23921
Chrysler	PD/502		7259 D369	
Honda	PD/503		8320 D1200	
Chrysler, Dodge, Dodge Truck, Plymouth	PD/504		7403A D521 7406 D524	
Citroen, Peugeot	PD/505			23599
Buick, Chevrolet, Oldsmobile, Pontiac	PD/506		7385 D506	
Peugeot	PD/507			23332
Buick, Chevrolet, Oldsmobile, Pontiac	PD/508		7554 D673	
Fiat	PD/509-B			23705 / 23706 / 23707
Chrysler	PD/510		7623 D730	
Fiat	PD/511-B			23708 / 23709 / 23710
Toyota	PD/512	P-512	8336 D1216	23816
Ford Truck	PD/513		7125A D249	
Citroen	PD/514			23409
Chrysler, Dodge, Plymouth	PD/515		7597 D730 7678 D730	
Renault	PD/516		8325 D1205	23669
Buick, Cadillac, Chevrolet, Chevrolet Truck, GMC Truck, Oldsmobile, Pontiac	PD/517		7070A D154	
Fiat	PD/518			23714
Buick, Chevrolet, Oldsmobile, Pontiac	PD/519		7265 D376	
Seat / Volkswagen	PD/520			23581
Ford Truck	PD/523		788 D360 7264 D375	
Ford Truck	PD/524		7436 D557	
Ford Truck, Mazda	PD/530		7719 D843	23787
Dodge, Plymouth	PD/537		7019A D123	
Ford	PD/539		7054 D120	
Buick, Chevrolet, Oldsmobile, Pontiac	PD/540		7070C D183	
Chevrolet Truck, GMC Truck	PD/541		7081 D149	
Ford	PD/542		7106A D257	
Chrysler, Dodge, Plymouth	PD/543		7134A D220	
Nissan	PD/544		7155 D275	20449
Dodge	PD/545		7179 D269	
Buick, Cadillac, Chevrolet, Oldsmobile, Pontiac	PD/546		7192 D289	
Chevrolet Truck, GMC Truck	PD/547		7259 D368	
Hyundai, Mitsubishi	PD/549		7293 D404	21012
Ford Truck	PD/552		7339 D459 (big clip)	
Chrysler, Dodge, Dodge Truck, Plymouth	PD/553		7404A D522	21815/817
Mercury, Nissan	PD/555		7456 D576	
International Truck	PD/557		7108 D184	
Ford, Mazda, Mercury	PD/558		7514 D663	

APPLICATION APLICACIÓN	FRAS-LE	LONAFLEX	FMSI	WVA
Ford Truck	PD/559		7535 D655	
Buick, Cadillac, Chevrolet, Oldsmobile, Pontiac	PD/564		7574 D699	23358
Chevrolet, Oldsmobile	PD/567		7594 D727	
Dodge, Dodge Truck, Plymouth	PD/568		7164A D259	21818
Dodge Truck	PD/569		7627 D758	
Ford Truck	PD/570		7644 D777 7972 D1066	
Chevrolet Truck, GMC Truck	PD/574		7662 D792	
Dodge Truck	PD/576		7694 D821	
Chevrolet, Pontiac, Saturn	PD/577		7794 D913	
Cadillac, Chevrolet Truck, GMC Truck	PD/578		7707 D834	
Dodge Truck	PD/583		7774 D897	
Dodge Truck	PD/584		7775 D898	
Datsun, Nissan	PD/587		780 D37	20218
Citroen	PD/521-E			21460
Peugeot	PD/522-E			20906
Audi, Volkswagen	PD/525-A		7715 D840	21938
Mercedes	PD/526			29115 / 29116
Toyota	PD/527		7671 D799	
Toyota	PD/528		7877 D976	24024 24025 24026
Volvo	PD/529-F			29125
Chrysler	PD/531		7716 D841	
Nissan	PD/532		7389 D510	21657
Mercedes Benz	PD/533	P-533		29148 29115
Nissan	PD/534		7876 D830	
Hyundai	PD/535		8253 D1142	
Nissan	PD/536		7703 D830	
Mazda / Mitsubishi	PD/538		7742 D867	24066
Chrysler	PD/548		7260 D370	
Infiniti / Nissan	PD/550		7070C D183	21561
Chrysler	PD/551		7339 D459	
Acura / Honda	PD/554		7155 D275	20449
Jeep	PD/556		7502A D666	
Ford	PD/560		7543 D664	
Infiniti / Nissan	PD/561		7566 D691	23420
Infiniti	PD/562		7566 D855	
Honda	PD/563		7573 D465	21497 16.00
Ford / Lincoln	PD/565		7576 D702	
Ford / Lincoln	PD/566		7584 D711	
AM General / Cadillac / GM / Hummer	PD/571		7652 D784	
AM General / Cadillac / GM / Hummer	PD/572		7653 D785	
Jeep	PD/573		7661 D791	23339
Ford	PD/575		7674 D803	23635
Chrysler / Jeep	PD/580		7732 D856	23638
Chrysler	PD/581		7733 D857	23640/23642
Chrysler	PD/582		7734 D858	24036/37/38
Ford / Jaguar	PD/586		7789 D910	23279
Infinit / Nissan	PD/585		7784 D905	23814/871/872
Jeep	PD/588		7863 D981	
Cadillac, Chevrolet Truck	PD/589		7881 D974	
Ford Truck	PD/590		7915 D1011 7915 D1083	

**Catalogue General Applications - Catálogo General de Aplicaciones**  
**Conversion Table for Brake Pads - Tabla de Conversión de las Pastillas de Freno**



APPLICATION APLICACIÓN	FRAS-LE	LONAFLEX	FMSI	WVA
Ford Truck	<b>PD/591</b>		7916 D1012	
Audi / Volkswagen	<b>PD/592-B</b>		7921 D1018	23882
Chevrolet, Pontiac, Saturn	<b>PD/593</b>		7932 D1028	
Cadillac, Chevrolet Truck, GMC Truck	<b>PD/594</b>		7997 D1092	
Nissan	<b>PD/595</b>		8257 D1147	23463
Nissan	<b>PD/596</b>		8305 D1187	21545
Nissan	<b>PD/597</b>		8310 D1191	
Daewoo	<b>PD/598</b>			23241
Ford / Jaguar	<b>PD/599</b>		7790 D911	23557
Chevrolet	<b>PD/600</b>			23417
Renault	<b>PD/601</b>			23930
Audi, Seat, Volkswagen	<b>PD/602</b>		7571 D684	20669 / 21366
Ford	<b>PD/603</b>			23200
Ford Truck	<b>PD/605</b>		7224 D326	
Chevrolet Truck, GMC Truck	<b>PD/606</b>		7280A D392	
Chrysler, Mazda, Mitsubishi, Toyota	<b>PD/607</b>		7320 D433	21537 15,3
Ford Truck	<b>PD/608</b>		7330 D450	
Buick, Cadillac, Chevrolet, Oldsmobile, Pontiac	<b>PD/609</b>		7384 D505	
Ford, Mazda	<b>PD/610</b>		7515 D637	21755
Suzuki	<b>PD/611</b>		7557 D677	23400
Toyota	<b>PD/612</b>		7587 D716	23032
Subaru	<b>PD/613</b>		7589 D721	23558/21915
Subaru	<b>PD/614</b>		7590 D722	23780
Chevrolet, Chevrolet Truck, GMC, Isuzu, Oldsmobile	<b>PD/615</b>		7596 D729	
Mitsubishi	<b>PD/616</b>		7602 D733	23593
Mitsubishi Fuso	<b>PD/617</b>		7603 D734	
Ford, Lincoln, Mercury	<b>PD/618</b>		7617 D748	
Subaru	<b>PD/619</b>		7637 D770	23572
Jeep	<b>PD/620</b>		7660 D790	23631/23336
Toyota	<b>PD/621</b>		8301 D1184	
Ford Truck	<b>PD/622</b>		7673 D802	
Chrysler	<b>PD/623</b>		7616 D820	
Chevrolet Truck, GMC Truck, Isuzu	<b>PD/624</b>		7697 D825	
Chevrolet Truck, GMC Truck, Isuzu	<b>PD/625</b>		7698 D826	
Chevrolet Truck, GMC Truck, Isuzu	<b>PD/626</b>		7699 D827	
Dodge Truck	<b>PD/627</b>		7694 D859	
Toyota	<b>PD/628</b>		7738 D862	23585
Toyota	<b>PD/629</b>		7955 D1051	23656
Hyundai	<b>PD/630</b>		7739 D864	23569
Mitsubishi	<b>PD/631</b>		7741 D866	23584
Mitsubishi	<b>PD/632</b>		7743 D868	23582
Kia Motors	<b>PD/633</b>			24275
Kia Motors	<b>PD/634</b>			24092/24178/79
Hyundai / Kia Motors	<b>PD/635</b>		7825 D924	23891/92/93
Suzuki	<b>PD/636</b>		7839 D937	
Chrysler	<b>PD/637</b>		7864 D965	
Infiniti / Nissan	<b>PD/638</b>		7870 D969	24056
Chevrolet Truck, GMC Truck	<b>PD/639</b>		7891 D989	
Ford Truck	<b>PD/640</b>		ERA 7972 D1066	
Ford Truck	<b>PD/641</b>		7973 D1067	
Ford Truck	<b>PD/642</b>		7973 D1068	

APPLICATION APLICACIÓN	FRAS-LE	LONAFLEX	FMSI	WVA
Ford Truck	<b>PD/643</b>		7974 D1069	
Honda	<b>PD/644</b>		7795 D914	23868/69
Honda	<b>PD/645</b>		7418 D1086	24231/32/33
Ford	<b>PD/646</b>		8272 D1161	
Ford	<b>PD/647</b>		8277 D1164	
Citroen	<b>PD/648</b>			23407
Citroen	<b>PD/649-E</b>			23277
Citroen	<b>PD/650-E</b>			23273
Citroen	<b>PD/651</b>			23305
Citroen / Peugeot	<b>PD/652-B</b>			23919/920
Ford Truck	<b>PD/653</b>		7149 D236	
Ford Truck	<b>PD/654</b>		7299 D411	
Chevrolet Truck, GMC Truck, Isuzu	<b>PD/655</b>		7425 D675	
Nissan	<b>PD/656</b>			
Nissan	<b>PD/660</b>		7389 D510A	
Dodge Truck, Workhorse	<b>PD/661</b>		8383 D1268	29200
Dodge Truck	<b>PD/662</b>		8430 D1316	29192
Dodge Truck	<b>PD/663</b>		8431 D1317	29190
Dodge Truck	<b>PD/664</b>		8432 D1318	29217
Kia Motors	<b>PD/665</b>		7979 D1074	
Kia Motors	<b>PD/666</b>		7344 D464	21553
Kia Motors	<b>PD/667</b>		7917 D1013	24068/68/70 23725/26/27/28
Kia Motors	<b>PD/668</b>		8379 D1261	23993
Toyota	<b>PD/669</b>			
Nissan	<b>PD/672</b>		8456 D1345	
Troller	<b>PD/676</b>		8326 D1206	
Buick, Chevrolet, Oldsmobile, Pontiac	<b>PD/677</b>		7387 D698	
Lincoln	<b>PD/678</b>		7476 D598	
Ford, Lincoln, Mercury	<b>PD/679</b>		7082C D199	
Chevrolet, Geo, Toyota	<b>PD/680</b>		7153 D242	20870 15,0
Daewoo	<b>PD/681</b>		7939 D1036	24071
Chrysler, Dodge, Eagle, Mitsubishi	<b>PD/683</b>			
Nissan	<b>PD/684</b>		7146 D429	
Honda	<b>PD/685</b>			
Lexus, Toyota	<b>PD/686</b>		7357 D476	
Saturn	<b>PD/687</b>		7386 D507	
Buick, Cadillac, Chevrolet, Oldsmobile, Pontiac	<b>PD/688</b>		7387 D508	
Toyota	<b>PD/689</b>			
Acura, Honda, Isuzu	<b>PD/690</b>		7418 D536	
Infiniti	<b>PD/691</b>		7421 D540	21713
Infiniti / Nissan	<b>PD/692</b>		7533 D540	
Acura, Honda, Isuzu	<b>PD/693</b>		7460 D580	
Ford, Mercury	<b>PD/694</b>		7478 D600	
Toyota / Mitsubishi	<b>PD/695</b>		7487 D606	
Ford	<b>PD/696</b>		7489 D610	
Buick, Cadillac, Chevrolet, Oldsmobile, Pontiac	<b>PD/697</b>		7384 D623	
Ford	<b>PD/698</b>		7504 D627	
Ford	<b>PD/699</b>		7524 D627	
Infiniti, Nissan, Suzuki	<b>PD/700</b>		7318 D653	
Chrysler, Dodge, Eagle	<b>PD/701</b>		7438A D658	
Ford, Lincoln, Mercury	<b>PD/702</b>		7537 D659	
Toyota	<b>PD/703</b>		7553 D672	
Ford, Lincoln	<b>PD/704</b>		7555 D674	
Ford, Lincoln, Mercury	<b>PD/705</b>		7610 D674	



Catalogue General Applications - *Catálogo General de Aplicaciones*  
 Conversion Table for Brake Pads - *Tabla de Conversión de las Pastillas de Freno*



APPLICATION APLICACIÓN	FRAS-LE	LONAFLEX	FMSI	WVA
Hyundai	PD/706		7329 D700	
Lexus, Toyota	PD/707		7581 D707	23513
Jeep	PD/708		7358 D477	
Buick, Cadillac, Chevrolet, Oldsmobile, Pontiac, Saturn	PD/709		7387 D714	
Mitsubishi	PD/710		7591 D724	
GM	PD/711		8381 D1264	
Chevrolet, Toyota	PD/712		7611 D741	
Chevrolet, Pontiac	PD/713		7618 D749	
Chevrolet	PD/714		7620 D752	
GM	PD/715		8391 D1275	
BMW	PD/716		7631 D763	
Honda	PD/717		7632 D764	
Acura, Honda	PD/718		8455 D1344	21468
Acura, Honda	PD/719		7656 D787	
Ford	PD/722		7675 D804	
Dodge, Jeep, Mitsubishi	PD/723		7940 D1037	
Toyota	PD/724		7687 D812	
Hyundai / Kia Motors	PD/725		7688 D813	23543
Honda	PD/726		7993 D1088	
Infiniti	PD/727		7318 D815	
Infiniti / Nissan	PD/728		7783 D815	
Saab, Saturn	PD/729		7605 D819	
Toyota	PD/730		7701 D828	
GM, Cadillac	PD/731		8312 D1194	
Buick, Chevrolet, Oldsmobile, Pontiac	PD/732		7720 D844	
Mahindra	PD/733			
Dodge, Jeep, Mitsubishi	PD/734		8338 D866	
Acura, Honda	PD/735		7740 D865	
Ford Truck, Mercury	PD/736		7907 D881	
Buick, Chevrolet Truck, GMC Truck, Isuzu, Oldsmobile, Saab	PD/737		7759 D882	
Buick, Chevrolet Truck, GMC Truck, Isuzu, Oldsmobile, Saab	PD/738		7760 D883	
Toyota	PD/739		7786 D885	
Toyota	PD/740		8330 D1210	
Infiniti, Nissan	PD/741		7777 D900	
Mitsubishi	PD/742		7782 D904	
Lexus, Toyota	PD/743		7785 D906	
Toyota	PD/744		8331 D1211	
Toyota	PD/745		7787 D908	23928
Chevrolet Truck, GMC Truck	PD/746		7788 D909	
Cadillac	PD/747		7822 D921	
Pontiac, Toyota	PD/748		7824 D923	
Saab	PD/749		7830 D929	
Ford Truck, Lincoln	PD/750		7837 D934	
Ford Truck, Lincoln	PD/751		7838 D935	
Hyundai	PD/752		7843 D941	
Toyota	PD/753		8332 D1212	
Lincoln	PD/754		7851 D952	
Jeep	PD/755		7846 D945	
Chevrolet, Pontiac, Saturn	PD/756		7855 D956	
Dodge Truck	PD/757		7866 D966	
Chrysler	PD/758		7868 D966	
Chrysler	PD/759		7867 D967	

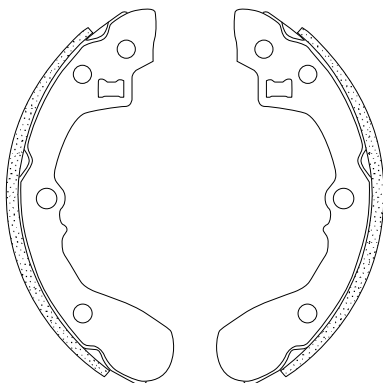
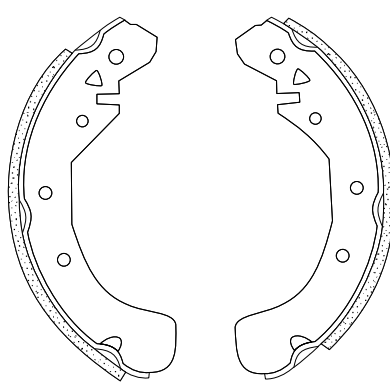
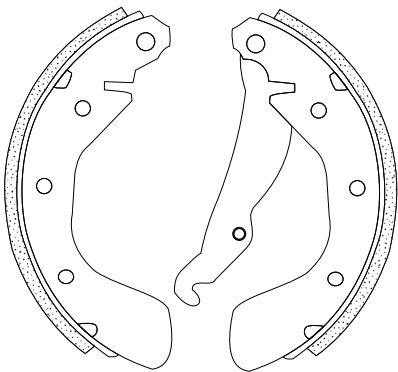
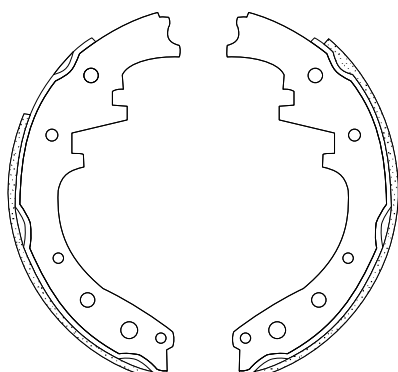
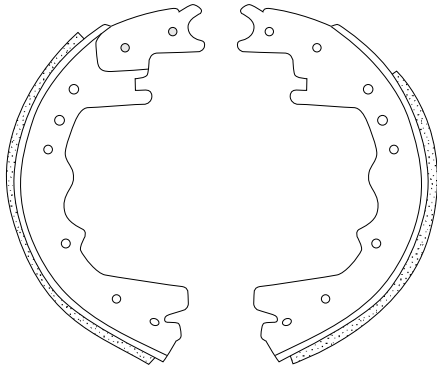
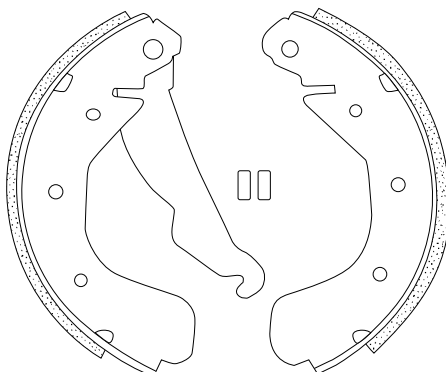
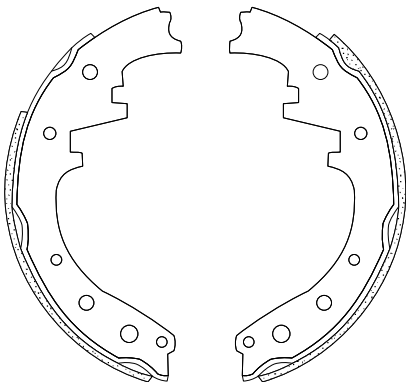
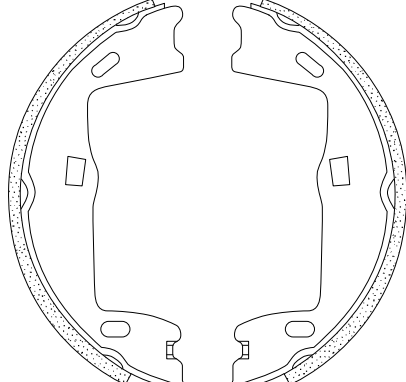
APPLICATION APLICACIÓN	FRAS-LE	LONAFLEX	FMSI	WVA
Cadillac, Chevrolet Truck, GMC Truck	PD/760		7707 D975	
Chevrolet Truck, GMC Truck	PD/761		7890 D988	
Lexus, Toyota	PD/762		7897 D996	
Chrysler	PD/763		7898 D997	
Lexus, Toyota	PD/764		7906 D1005	
Ford, Mercury	PD/765		7926 D1021	
Chevrolet	PD/766		7937 D1033	
Volvo	PD/767		7947 D1044	
Ford, Ford Truck, Jaguar, Mercury	PD/768		7976 D1071	
Buick, Chevrolet, Pontiac, Saturn	PD/769		7980 D1075	
Lincoln	PD/770		7852 D953	
Mitsubishi	PD/771			24529 24530
Oldsmobile, Pontiac	PD/772		7735 D752	
Toyota	PD/773		7549 D436	
Cadillac, Checker, Chevrolet, Chevrolet Truck, GMC Truck, Jeep, Oldsmobile, Pontiac	PD/774		7214A D52	
Jeep	PD/775		7863 D964	
Chevrolet Truck, GMC Truck, Isuzu, Oldsmobile	PD/776		7593 D726	
Ford Truck	PD/777		7677 D655	
Subaru	PD/778		7351 D471	21703
Dodge Truck	PD/779		7410 D529	
Ford, Lincoln, Mercury	PD/780		7424A D544	
Mazda	PD/781		7430 D551	
Acura, Honda	PD/782		7493 D617	
Volvo	PD/783		7494 D618	
Lexus, Toyota	PD/784		7495 D619	
Mazda	PD/785		7520 D643	
Volvo	PD/786		7664 D794	
Mazda	PD/787		7670 D798	
Scion, Toyota	PD/788		7691 D817	
Toyota	PD/789		7695 D822	
Toyota	PD/790		7761 D884	
Kia Motors	PD/791		7767 D889	
Cadillac	PD/792		7823 D922	
Toyota	PD/793		7895 D995	
Hyundai, Kia Motors	PD/794		7853 D954	
Mazda	PD/795		7856 D957	
Mazda, Volvo, Ford	PD/796		7957 D973	23482
Chrysler	PD/797		7899 D998	
Buick, Pontiac	PD/798		7900 D999	
Pontiac	PD/799		7901 D1000	
Ford, Mercury	PD/800		7927 D1022	
Chevrolet Truck, GMC Truck, Isuzu, Pontiac	PD/801		7943 D1039	
Infiniti, Nissan	PD/802		7945 D1041	
Ford Truck	PD/803		7950 D1047	
Ford Truck, Mazda, Mercury	PD/804		7961 D1055	
Chrysler, Dodge	PD/805		7962 D1056	
Chrysler	PD/806		7963 D1057	
Jeep	PD/807		7985 D1080	
Chrysler, Dodge Truck, Mitsubishi	PD/808		7991 D1084	
Acura, Honda	PD/809		7994 D1089	

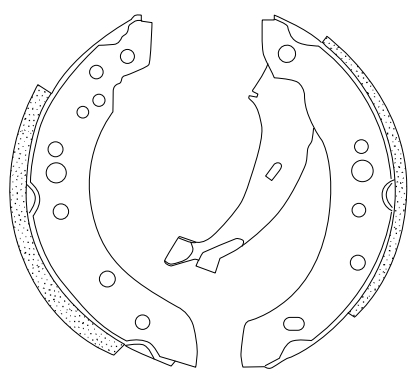
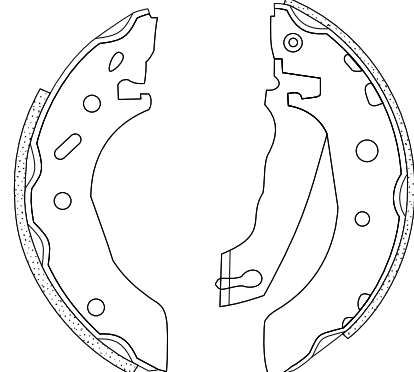
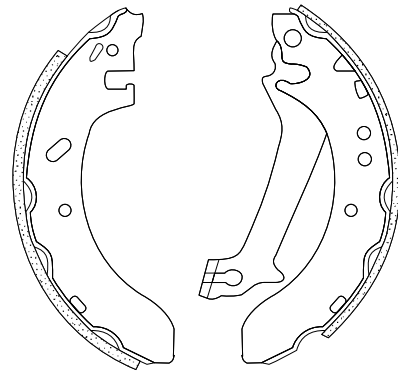
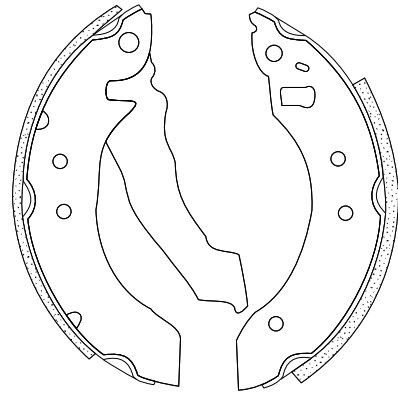
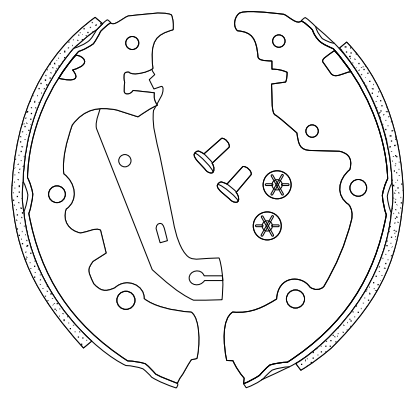
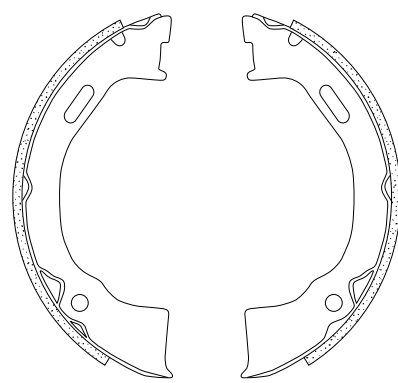
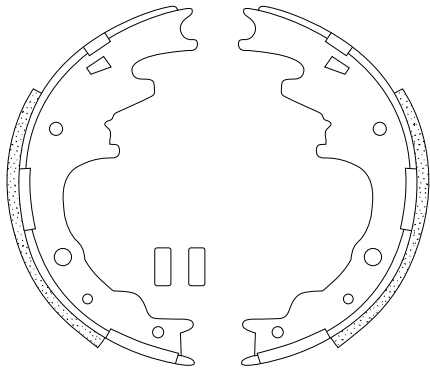
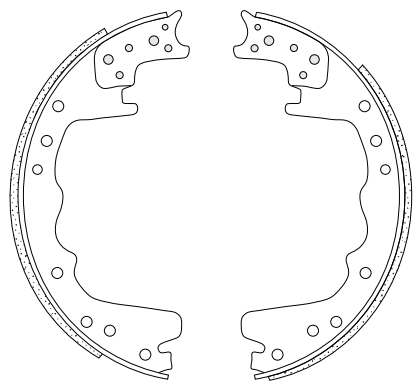
Catalogue General Applications - *Catálogo General de Aplicaciones*  
 Conversion Table for Brake Pads - *Tabla de Conversión de las Pastillas de Freno*

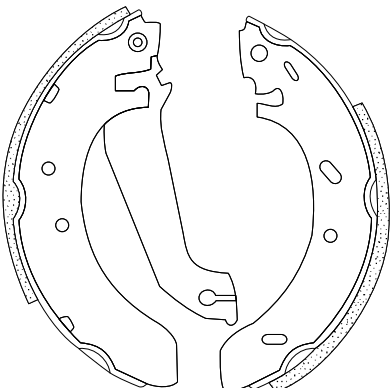
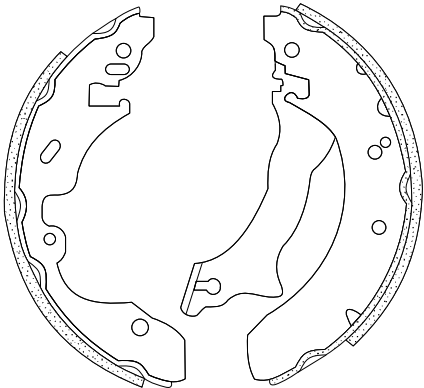
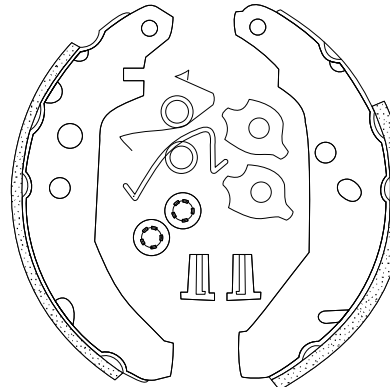
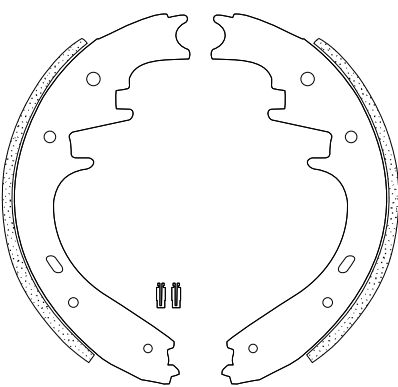
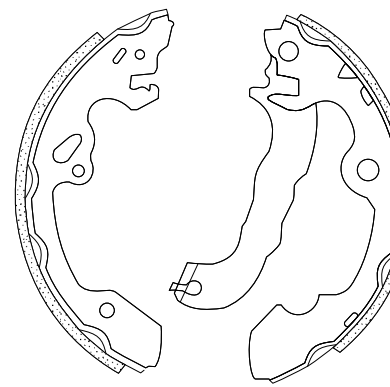
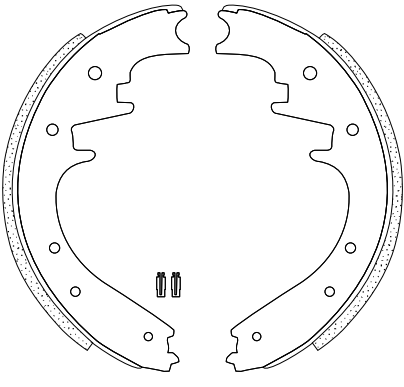
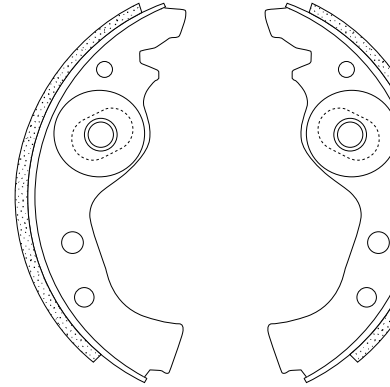
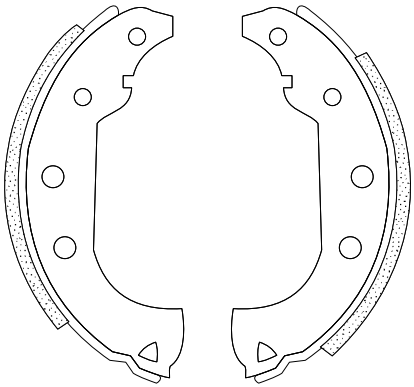


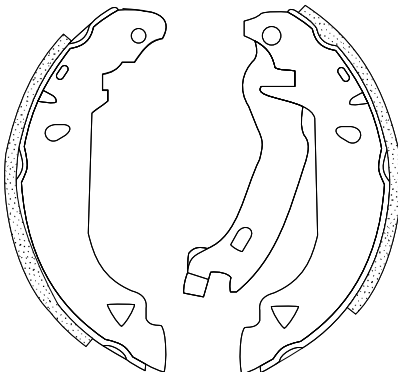
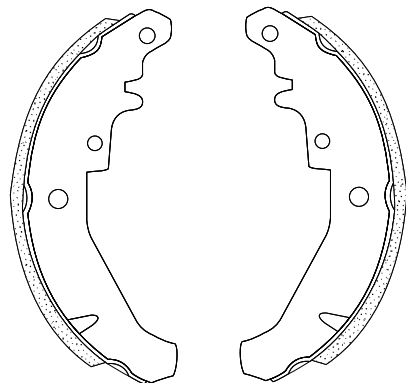
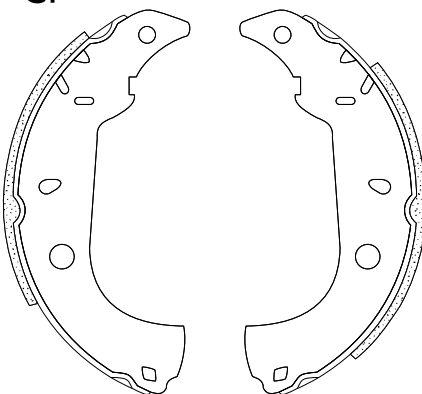
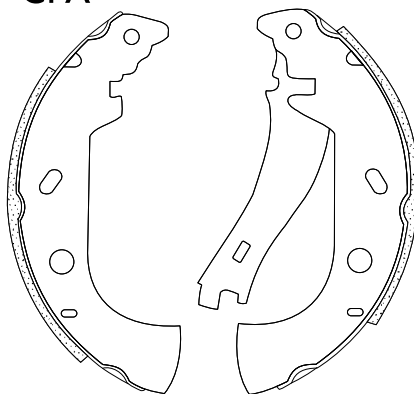
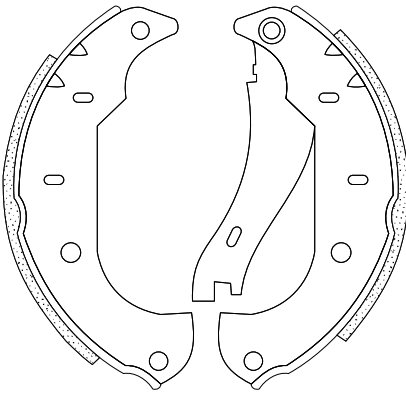
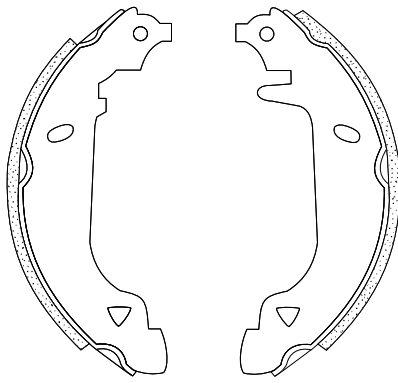
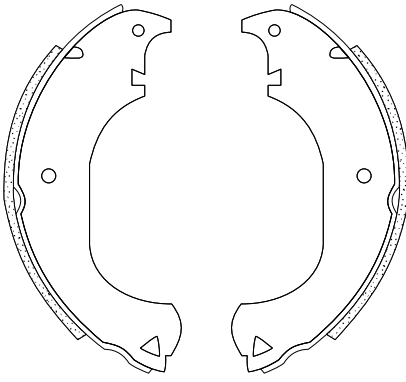
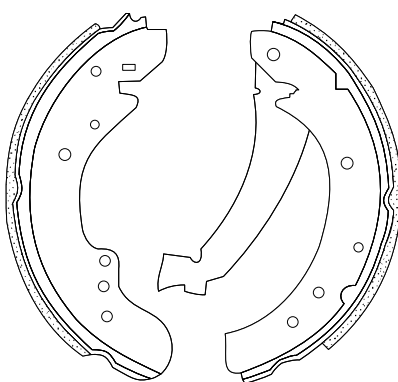
APPLICATION APLICACIÓN	FRAS-LE	LONAFLEX	FMSI	WVA
Buick, Chevrolet Truck, Pontiac, Saturn	PD/810		7999 D1093	
Nissan	PD/811		8200 D1094	
Suzuki	PD/812		8211 D1105	
Subaru	PD/813		8218 D1114	
Buick, Cadillac, Chevrolet	PD/814		8269 D1159	
Chevrolet, Chevrolet Truck, Pontiac, Saturn	PD/815		8270 D1160	
Mazda	PD/816		8277 D1192	
Daewoo	PD/817		7779 D1035	24062 24063 24064 23234
General Motors	PD/818		8385 D1269	23974
Lexus, Toyota	PD/819		7640 D773	23539
Audi, Volkswagen	PD/1000		8212 D1107	
Audi / VW	PD/1000-B		8212 D1107	23587/588/589
Mazda	PD/1001		7084A D153	
Jaguar	PD/1002		7276 D389	
Chevrolet Truck, GMC Truck, Isuzu	PD/1003		7395 D394	
Nissan	PD/1004		7425 D546	
Nissan	PD/1005		7546 D668	
Mercedes-Benz	PD/1006		7575 D701	
Lincoln	PD/1007		7628 D760	
Mercedes-Benz	PD/1008		7676 D805	23271
Mercedes-Benz	PD/1009		7723 D847	23078
Mercedes-Benz	PD/1010		7724 D848	
Mercedes-Benz	PD/1011		7747 D872	
Mercedes-Benz	PD/1012		7750 D875	
Infiniti, Nissan	PD/1013		7753 D876	
Infiniti, Nissan	PD/1014		7766 D888	
Mercedes-Benz	PD/1015		7875 D974	
Mercedes-Benz	PD/1016		7885 D983	
Mercedes-Benz	PD/1017		7886 D984	
Nissan	PD/1018		7944 D1040	
Chrysler	PD/1019		7918 D1015	
Ford, Ford Truck, Mercury	PD/1020		7965 D1058	
Mercedes-Benz	PD/1021		7975 D1070	
Ford Truck, Mercury	PD/1022		8227 D1121	
Chevrolet Truck, GMC Truck, Isuzu, Saab, Saturn	PD/1023		8268 D1158	
Chevrolet Truck, GMC Truck, Isuzu, Saab, Saturn	PD/1024		8410 D1169	
Dodge	PD/1025		8405 D1288	
Dodge	PD/1026		8439 D1327	
Ford	PD/1028-A			
Ford	PD/1029-A			24486
Audi / VW	PD/1030		8213 D1108	23914
Toyota	PD/1031		7127 D207	
GM, Ford	PD/1032		7300 D412	
Ford	PD/1033		7304A D417	
Audi	PD/1034		7306 D419	
Toyota	PD/1035		7381 D501	
Nissan	PD/1036		7388 D509	
Nissan	PD/1037		7390 D511	
BMW	PD/1038		7427 D683	
Infiniti	PD/1039		7468 D588	
Ford	PD/1040		7475 D597	

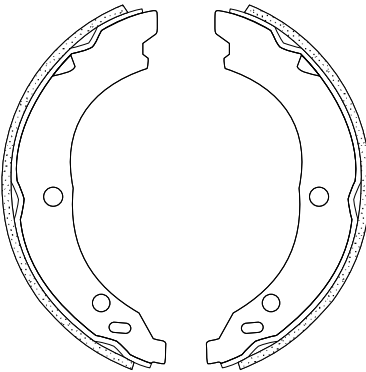
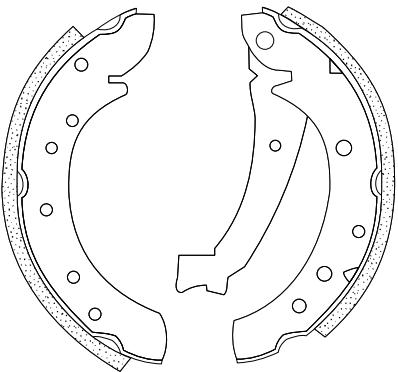
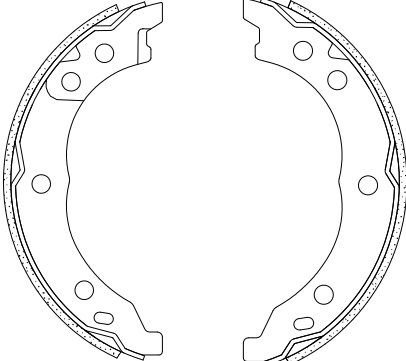
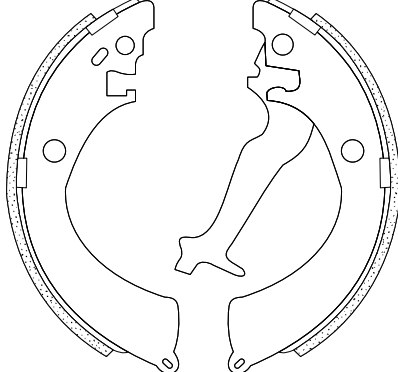
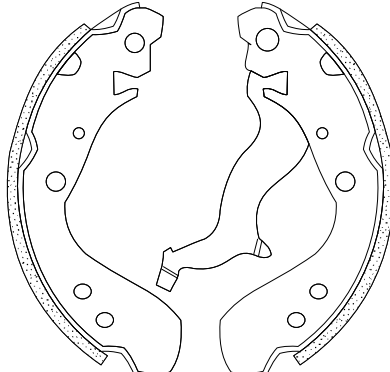
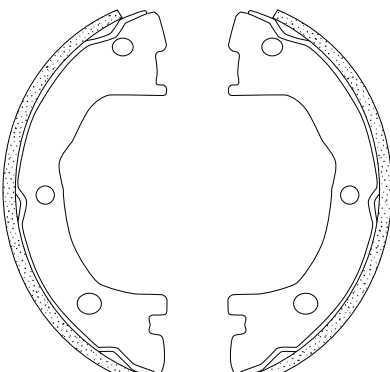
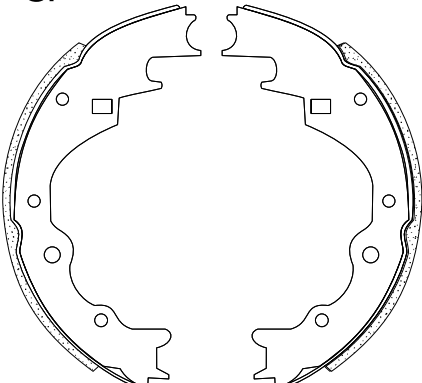
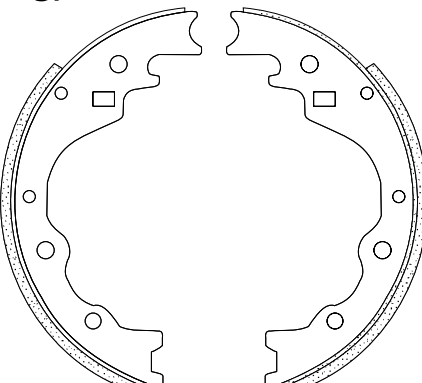
APPLICATION APLICACIÓN	FRAS-LE	LONAFLEX	FMSI	WVA
Ford	PD/1041		7514 D636	
BMW, Land Rover	PD/1042		7560 D681	21642 21486
Mercedes benz	PD/1043		7583 D710	
BMW	PD/1044		7592 D946	
Land Rover	PD/1045		7601 D493	
Mercedes benz	PD/1046		7608 D739	
Cadillac	PD/1047		7621 D753	
Cadillac	PD/1048		7622 D754	
Mazda	PD/1049		7624 D755	
Mercedes benz	PD/1050		7647 D779	
Volvo	PD/1051		7665 D795	
Honda	PD/1052		7702 D829	23178 / 23179
Volvo, Mitsubishi	PD/1053		7712 D837	
Volvo	PD/1054		7713 D838	
Audi, Volkswagen	PD/1055		7725 D912	
Mercedes benz	PD/1056		7749 D874	
Dodge	PD/1057		7752 D1096	
Mini	PD/1058		7841 D939	
Mini	PD/1059		7842 D1060	
Mitsubishi	PD/1060		7859 D961	
Volvo, Mazda, Pontiac	PD/1061		7874 D1095	
Volvo	PD/1062		7883 D980	
Volvo	PD/1063		7904 D1003	
Porsche, Volkswagen	PD/1064		7911 D1007	
GM	PD/1065		7935 D1030	
Ford	PD/1066		7949 D1046	
Subaru	PD/1067		7983 D1078	
Ford	PD/1068		7987 D1082	
Land Rover	PD/1069		8202 D1098	
Land Rover	PD/1070		8203 D1099	
Nissan	PD/1071		8204 D1101	
Nissan	PD/1072		8206 D1100	
Acura, Honda	PD/1073		8209 D1103	
Hummer	PD/1074		8225 D1119	
Hummer	PD/1075		8226 D1120	
Subaru	PD/1076		8231 D1124	
Suzuki	PD/1077		8307 D1188	24346
Toyota	PD/1078		8331 D1293	
Volkswagen	PD/1079		8366 D1014	
Ford, Lincoln, Mazda	PD/1080		8377 D1258	
Ford, Lincoln, Mazda	PD/1081		8378 D1259	
Dodge, Jeep	PD/1082		8390 D1274	
Ford, Lincoln	PD/1083		8394 D1278	
Toyota	PD/1084		8419 D1303	
Toyota	PD/1085		8420 D1304	
Ford	PD/1086		8440 D1328	
Ford	PD/1087		8441 D1329	
Acura, Honda	PD/1088		8447 D1336	
Lincoln	PD/1089		8487 D1376	
Lincoln	PD/1090		8488 D1377	
Hyundai, KIA	PD/1092		8505 D1397	23966 / 7 / 8
Hyundai, KIA	PD/1093		8267 D1157	24320 / 1 / 2
Mercedes-Benz	PD/1094-A			24007
Mercedes-Benz	PD/1095-A			24008
Ford	PD/1097		8653 D1454	24283 / 4 / 5
Toyota	PD/1098			

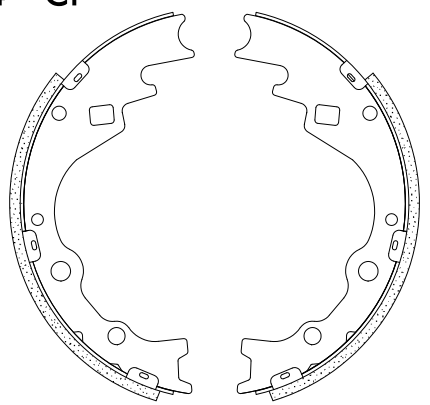
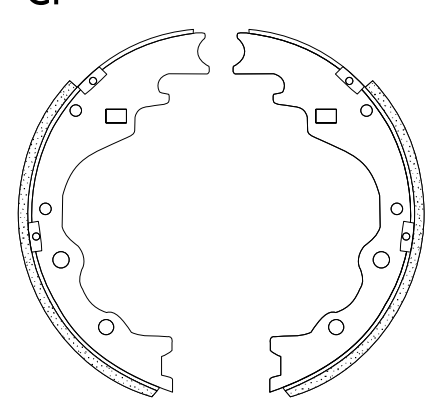
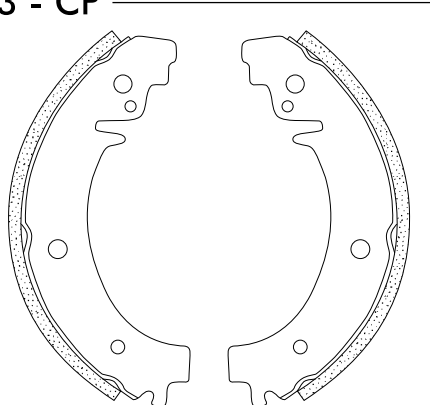
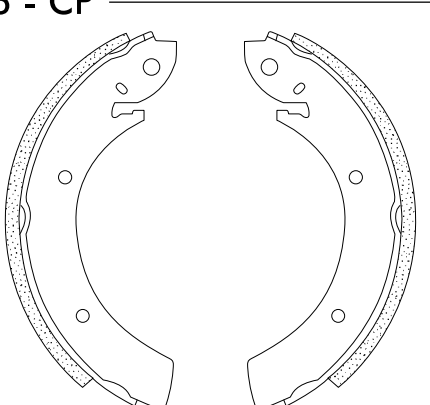
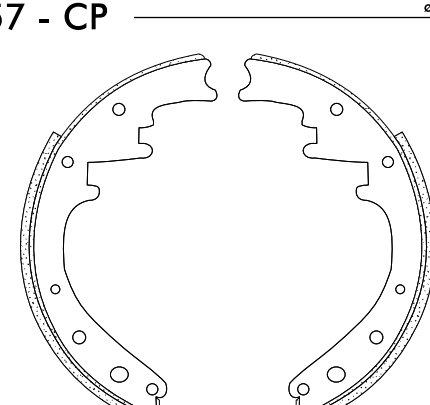
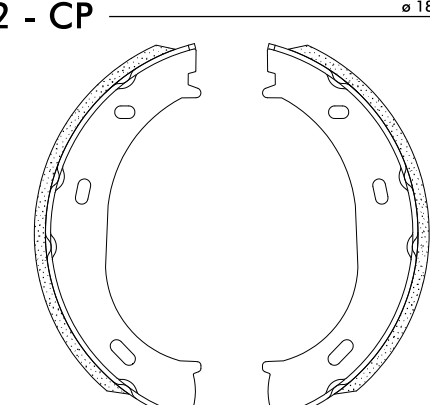
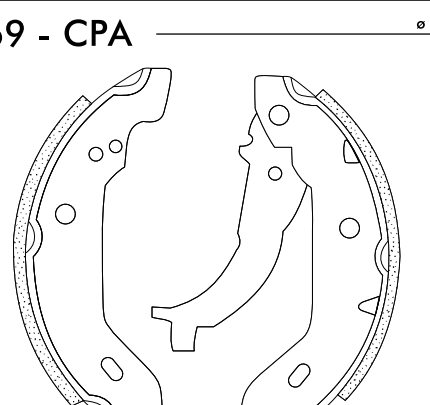
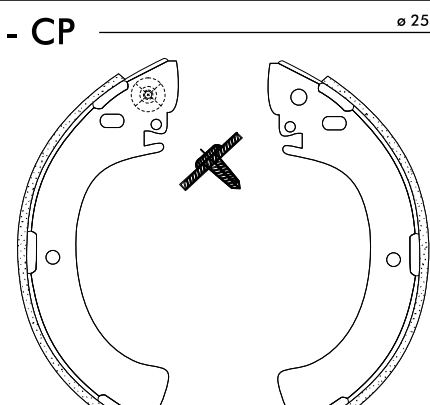
<p><b>AM/323 - CP</b> <span style="float: right;">ø 200,0 x 36,0 mm</span></p> 	<p><b>CB/46 - CP</b> <span style="float: right;">ø 230,0 x 42,0 mm</span></p> 
<p><b>CB/49 - CPA</b> <span style="float: right;">ø 200,0 x 29,0 mm</span></p> 	<p><b>CB/51 - CP</b> <span style="float: right;">ø 279,4 x 65,0 mm</span></p> 
<p><b>CB/57 - CP</b> <span style="float: right;">ø 330,2 x 65,0 mm</span></p> 	<p><b>CB/58 - CPA</b> <span style="float: right;">ø 200,0 x 46,0 mm</span></p> 
<p><b>CB/132 - CP</b> <span style="float: right;">ø 279,0 x 52,0 mm</span></p> 	<p><b>CB/175 - CP</b> <span style="float: right;">ø 160,0 x 25,0 mm</span></p> 

<p><b>CI/321 - CPA</b> <span style="float: right;">ø 203,0 x 39,0 mm</span></p> 	<p><b>FD/61 - CPA</b> <span style="float: right;">ø 180,0 x 32,0 mm</span></p> 
<p><b>FD/63 - CPA</b> <span style="float: right;">ø 203,0 x 38,0 mm</span></p> 	<p><b>FD/64 - CPA</b> <span style="float: right;">ø 180,0 x 32,0 mm</span></p> 
<p><b>FD/98 - CPA</b> <span style="float: right;">ø 203,0 x 38,0 mm</span></p> 	<p><b>FD/99 - CP</b> <span style="float: right;">ø 184,0 x 30,0 mm</span></p> 
<p><b>FD/100 - CP</b> <span style="float: right;">ø 228,0 x 47,0 mm</span></p> 	<p><b>FD/101 - CP</b> <span style="float: right;">ø 330,0 x 70,6 mm</span></p> 

<p><b>FD/126 - CPA</b> <span style="float: right;">ø 203,0 x 38,0 mm</span></p> 	<p><b>FD/130 - CPA</b> <span style="float: right;">ø 229,0 x 45,0 mm</span></p> 
<p><b>FD/134 - CP</b> <span style="float: right;">ø 180,0 x 32,0 mm</span></p> 	<p><b>FD/137 - CP</b> <span style="float: right;">ø 280,0 x 57,0 mm</span></p> 
<p><b>FD/138 - CPA</b> <span style="float: right;">ø 203,0 x 39,0 mm</span></p> 	<p><b>FD/150 - CP</b> <span style="float: right;">ø 254,0 x 63,0 mm</span></p> 
<p><b>FI/90 - CP</b> <span style="float: right;">ø 185,0 x 30,0 mm</span></p> 	<p><b>FI/91 - CP</b> <span style="float: right;">ø 228,6 x 40,0 mm</span></p> 

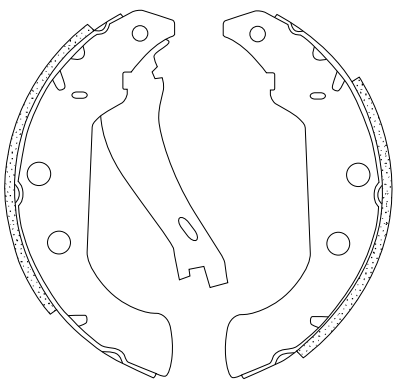
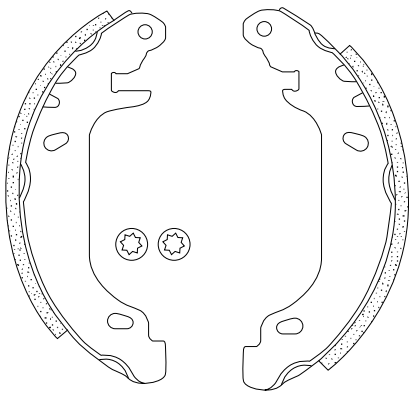
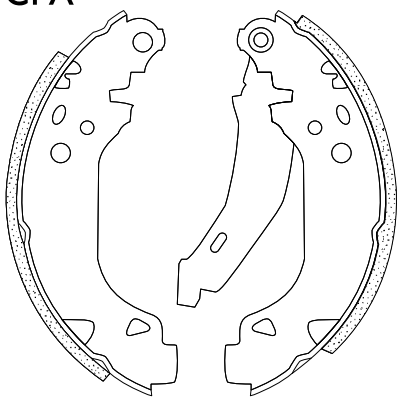
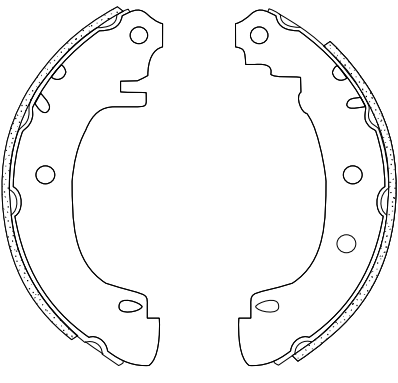
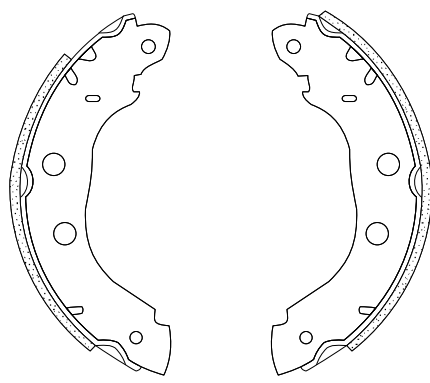
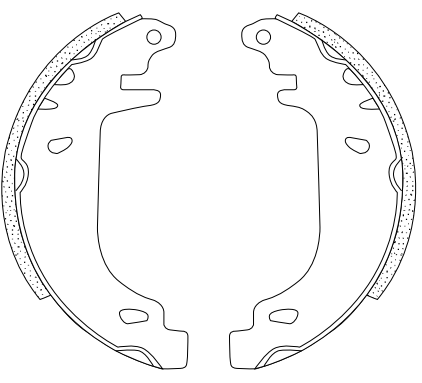
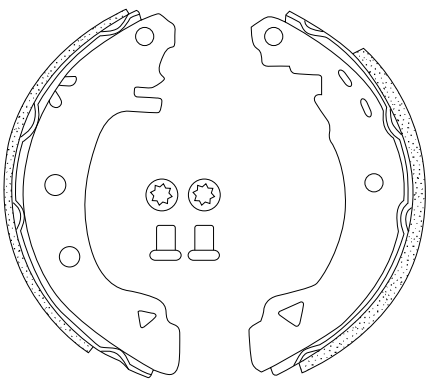
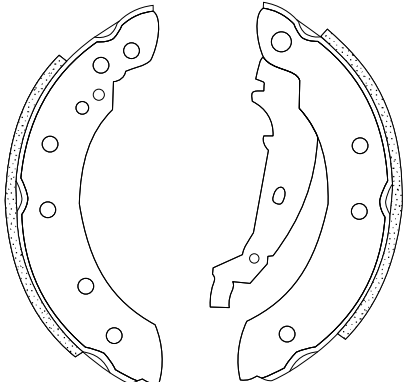
<p><b>FI/96 - CPA</b> <span style="float: right;">ø 180,0 x 32,0 mm</span></p> 	<p><b>FI/97 - CP</b> <span style="float: right;">ø 180,0 x 30,0 mm</span></p> 
<p><b>FI/125 - CP</b> <span style="float: right;">ø 228,6 x 42,0 mm</span></p> 	<p><b>FI/127 - CPA</b> <span style="float: right;">ø 230,0 x 42,0 mm</span></p> 
<p><b>FI/129 - CPA</b> <span style="float: right;">ø 228,0 x 42,0 mm</span></p> 	<p><b>FI/135 - CP</b> <span style="float: right;">ø 180,0 x 32,0 mm</span></p> 
<p><b>FI/136 - CP</b> <span style="float: right;">ø 228,0 x 42,0 mm</span></p> 	<p><b>FI/170 - CPA</b> <span style="float: right;">ø 254,0 x 57,0 mm</span></p> 

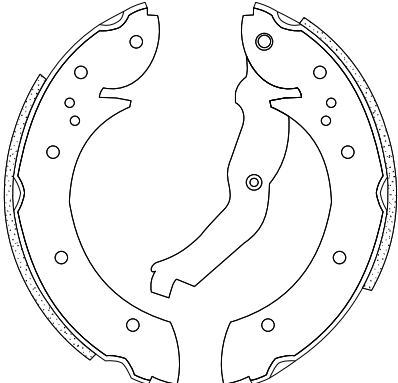
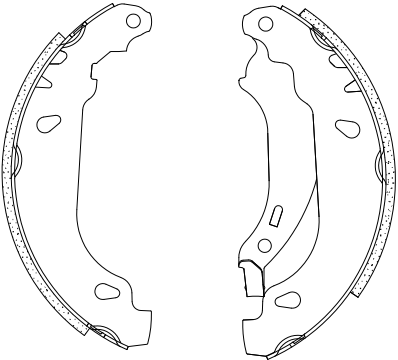
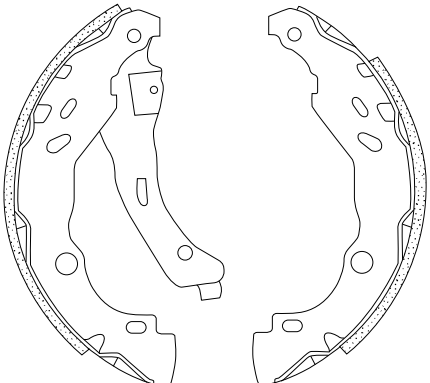
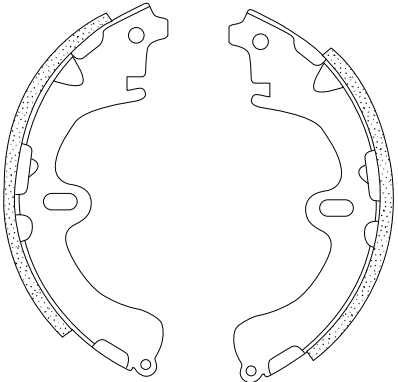
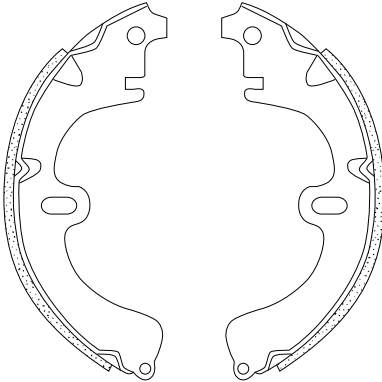
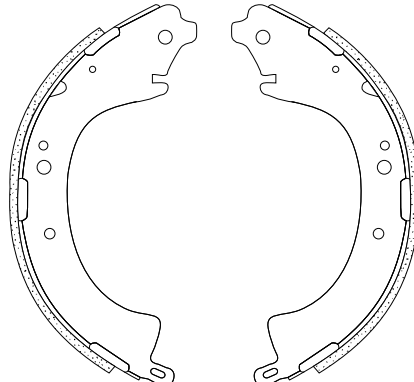
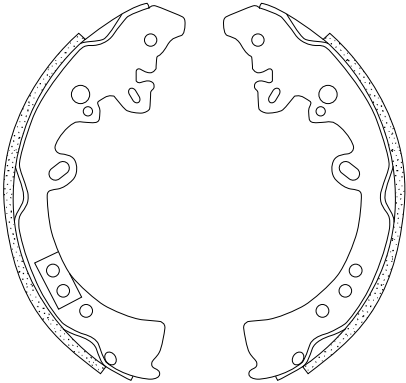
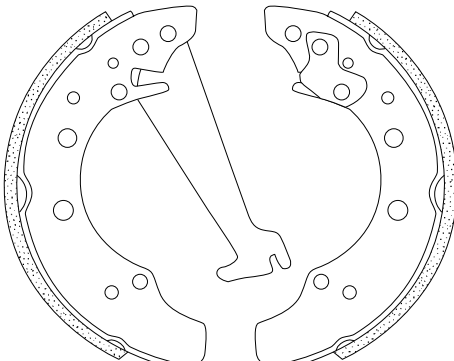
<p><b>FI/196 - CP</b> <span style="float: right;">ø 180,0 x 40,0 mm</span></p> 	<p><b>FI/199 - CPA</b> <span style="float: right;">ø 254,0 x 57,0 mm</span></p> 
<p><b>FI/322 - CP</b> <span style="float: right;">ø 172,0 x 42,0 mm</span></p> 	<p><b>HO/173 - CPA</b> <span style="float: right;">ø 203,0 x 35,0 mm</span></p> 
<p><b>HO/197 - CPA</b> <span style="float: right;">ø 180,0 x 30,0 mm</span></p> 	<p><b>IV/163 - CP</b> <span style="float: right;">ø 177,8 x 42,0 mm</span></p> 
<p><b>KI/133 - CP</b> <span style="float: right;">ø 260,0 x 51,0 mm</span></p> 	<p><b>KI/143 - CP</b> <span style="float: right;">ø 254,0 x 60,0 mm</span></p> 

<p><b>KI/144 - CP</b> <span style="float: right;">ø 260,0 x 51,0 mm</span></p> 	<p><b>KI/200 - CP</b> <span style="float: right;">ø 254,0 x 60,0 mm</span></p> 
<p><b>LD/123 - CP</b> <span style="float: right;">ø 250,0 x 51,0 mm</span></p> 	<p><b>MB/156 - CP</b> <span style="float: right;">ø 255,0 x 55,0 mm</span></p> 
<p><b>MB/157 - CP</b> <span style="float: right;">ø 280,0 x 63,5 mm</span></p> 	<p><b>MB/162 - CP</b> <span style="float: right;">ø 180,0 x 40,0 mm</span></p> 
<p><b>MB/169 - CPA</b> <span style="float: right;">ø 180,0 x 40,0 mm</span></p> 	<p><b>MI/139 - CP</b> <span style="float: right;">ø 254,0 x 51,0 mm</span></p> 



<p><b>MI/198 - CP</b> <span style="float: right;">ø 279,0 x 52,0 mm</span></p>	<p><b>NI/174 - CP</b> <span style="float: right;">ø 295,0 x 50,0 mm</span></p>
<p><b>PE/172 - CPA</b> <span style="float: right;">ø 228,0 x 42,0 mm</span></p>	<p><b>PG/202 - CP</b> <span style="float: right;">ø 180,0 x 30,0 mm</span></p>
<p><b>PG/203 - CP</b> <span style="float: right;">ø 180,0 x 32,0 mm</span></p>	<p><b>PG/204 - CPA</b> <span style="float: right;">ø 180,0 x 32,0 mm</span></p>
<p><b>PG/205 - CPA</b> <span style="float: right;">ø 255,0 x 61,0 mm</span></p>	<p><b>PG/206 - CP</b> <span style="float: right;">ø 164,0 x 32,0 mm</span></p>

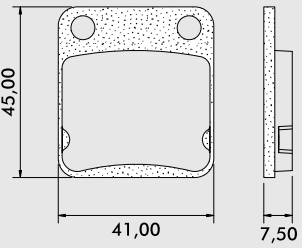
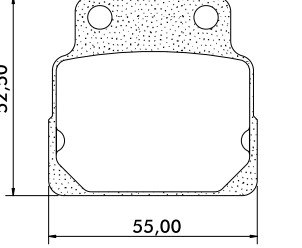
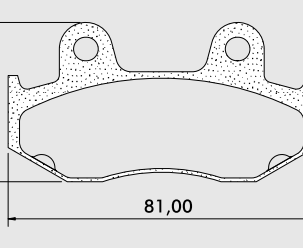
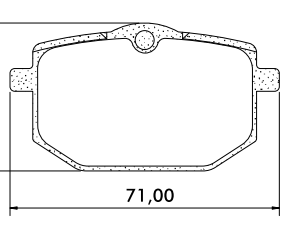
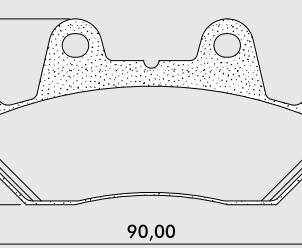
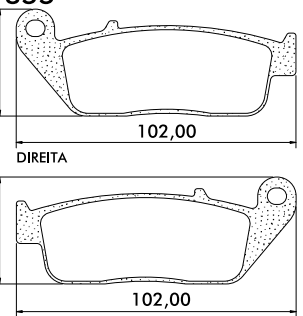
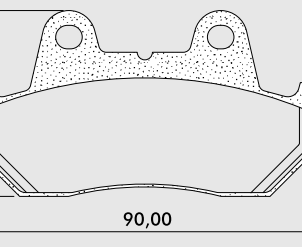
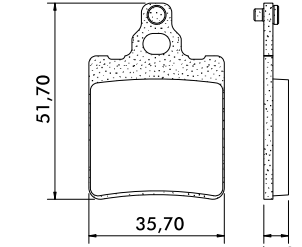
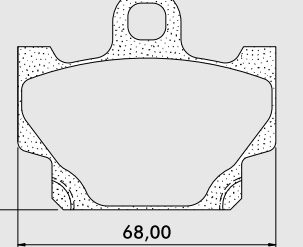
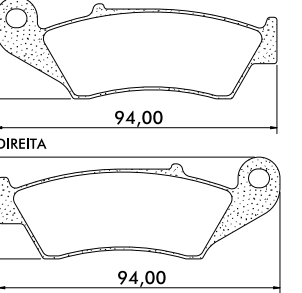
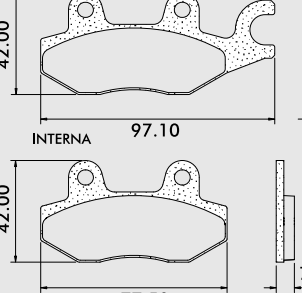
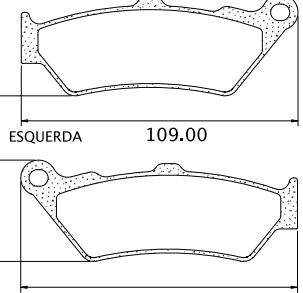
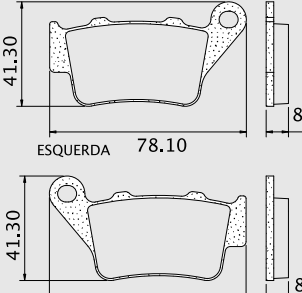
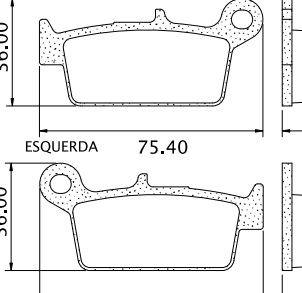
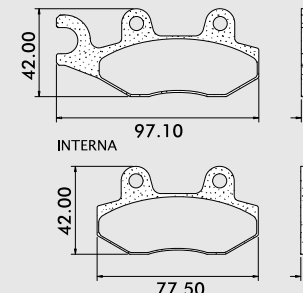
<p><b>PG/207 - CPA</b> <span style="float: right;">ø 228,6 x 42,0 mm</span></p> 	<p><b>PG/208 - CP</b> <span style="float: right;">ø 180,0 x 32,0 mm</span></p> 
<p><b>RN/212 - CPA</b> <span style="float: right;">ø 180,0 x 42,0 mm</span></p> 	<p><b>RN/213 - CP</b> <span style="float: right;">ø 203,0 x 38,0 mm</span></p> 
<p><b>RN/214 - CP</b> <span style="float: right;">ø 228,6 x 40,0 mm</span></p> 	<p><b>RN/215 - CP</b> <span style="float: right;">ø 180,0 x 42,0 mm</span></p> 
<p><b>RN/216 - CP</b> <span style="float: right;">ø 203,0 x 39,0 mm</span></p> 	<p><b>RN/131 - CPA</b> <span style="float: right;">ø 203,0 x 38,0 mm</span></p> 

<p><b>RN/171 - CPA</b> <span style="float: right;">ø 228,0 x 42,0 mm</span></p> 	<p><b>RN/324 - CPA</b> <span style="float: right;">ø 180,0 x 42,0 mm</span></p> 
<p><b>RN/325 - CPA</b> <span style="float: right;">ø 203,0 x 39,0 mm</span></p> 	<p><b>TY/320 - CP</b> <span style="float: right;">ø 200,0 x 31,0 mm</span></p> 
<p><b>TY/325 - CP</b> <span style="float: right;">ø 200,0 x 35,0 mm</span></p> 	<p><b>TY/326 - CP</b> <span style="float: right;">ø 295,0 x 50,0 mm</span></p> 
<p><b>TY/327 - CP</b> <span style="float: right;">ø 279,0 x 60,0 mm</span></p> 	<p><b>VW/276 - CPA</b> <span style="float: right;">ø 200,0 x 40,0 mm</span></p> 



APPLICATION APLICACIÓN	FRAS-LE	BRAKEPARTS	TRW	BOSCH	CÓD. ORIGINAL	DIMENSION
Asia / Kia Motors	AM/323-CP	BPSA 0097440			AA10026310	200.0 x 36.0
Asia / Kia Motors	KI/133-CP	BPSA 0095450			50832631030A	260.0 x 51.0
Chrysler / Ford	FD/137-CP	BPSA 0090170			F65Z/2200/AA	280.0 x 57.0
Chrysler / Ford	FD/99-CP	BPSA 0090188			4796337	184.0 x 30.0
Citroen	CI/321-CPA	BPSA 0090230			4241 L0	203.0 x 39.0
Citroen / Fiat / Peugeot	FI/170-CPA	BPSA 0097110			4241L2 9945885	254.0 x 57.0
Citroen / Fiat / Peugeot	FI/196-CP	BPSA 0097130			9949494	180.0 x 40.0
Citroen / Fiat / Peugeot	FI/199-CPA	BPSA 0097120			4241H5 9945884	254.0 x 57.0
Citroen / Fiat / Peugeot	FI/322-CP	BPSA 0097140			77363478	172.0 x 42.0
Citroen / Peugeot	PE/172-CPA	BPSA 0097420			4241K8	228.0 x 42.0
Citroën / Peugeotot	PG/203-CP	BPSA 0091205			4241 J6	180.0 x 32.0
Citroën / Peugeotot	PG/204-CPA	BPSA 0091222			95659676 4241 L4	180.0 x 32.0
Citroën / Peugeotot	PG/206-CP	BPSA 0094940			4241 E7	164.0 x 32.0
Citroën / Peugeotot	PG/208-CP	BPSA 0096020			95659470	180.0 x 32.0
Daewoo / GM	CB/58-CPA	BPSA 0096800			96226110 90421797	200.0 x 46.0
Fiat	FI/125-CP	BPSA 0094860			76246612 76246613	228.6 x 42.0
Fiat	FI/127-CPA	BPSA 0090140			77362284	230.0 x 42.0
Fiat	FI/129-CPA	BPSA 0090141			77362298 5888453	228.0 x 42.0
Fiat	FI/135-CP	BPSA 0094780			71738376	180.0 x 32.0
Fiat	FI/136-CP	BPSA 0090144			46813923 46813924 7083041	228.0 x 42.0
Fiat	FI/90-CP	BPSA 0090005			7075552	185.0 x 30.0
Fiat	FI/91-CP	BPSA 0090143		0204072231	7081832 7084710	228.6 x 40.0
Fiat	FI/96-CPA	BPSA 0095040			71738376 5890500	180.0 x 32.0
Fiat	FI/97-CP	BPSA 0090138			7081572 70788585	180.0 x 30.0
Ford	FD/100-CP	BPSA 0090194			F77Z/2200/AA	228.0 x 47.0
Ford	FD/101-CP	BPSA 0090200			BF0T/2200/AA	330.0 x 70.6
Ford	FD/130-CPA	BPSA 0090152	RRSA 0077.0		97FU/2200/BA	229.0 x 45.0
Ford	FD/134-CP	BPSA 0095740			94FX/2200/BD	180.0 x 32.0
Ford	FD/138-CPA	BPSA 0097380			98AB/2200/BE	203.0 x 39.0
Ford	FD/150-CP	BPSA 0090195			F77Z/2200/BA	254.0 x 63.0
Ford	FD/98-CPA	BPSA 0090151			2S65/2200/AA	203.0 x 38.0
Ford / GM	CB/51-CP	BPSA 0090179			93233878	279.4 x 65.0
Ford / GM	FD/61-CPA	BPSA 0097175	RRSA 0071.0		97FU/2200/AA 93336346	180.0 x 32.0
Ford / VW	FD/126-CPA	BPSA 0096050	RRSA 0068.2		547698161A	203.0 x 38.0
Ford / VW	FD/63-CPA	BPSA 0090150	RRSA 0073.0		95AB/2200/BC	203.0 x 38.0
Ford / VW	FD/64-CPA	BPSA 0094600	RRSA 0066.6		542698161	180.0 x 32.0
GM	CB/132-CP	BPSA 0090168			93260021	279.4 x 52.0
GM	CB/175-CP	BPSA 0090199			90512907	160.0 x 25.0
GM	CB/46-CP	BPSA 0097200			93284576	230.0 x 42.0
GM	CB/49-CPA	BPSA 0094660	RRSA 0147.0		93287403	200.0 x 29.0
GM	CB/57-CP	BPSA 0090215			93294389	330,2 x 65.0
Honda	HO/173-CPA	BPSA 0091265	RRSA 0078.0		04431S5JM00	203.0 x 35.0
Honda	HO/197-CPA	BPSA 0091250			04431SADM00	180.0 x 30.0
Hyundai	KI/144-CP	BPSA 0096085			583054FA10	260.0 x 51.0
Hyundai / Mercedes Benz	MB/156-CP	BPSA 0096070			5830534A10 631.423.01.07	255.0 x 55.0
Iveco	IV/163-CP	BPSA 0097117			1906403	177,8 x 42.0
Kia Motors	KI/143-CP	BPSA 0095455			NK72A2638Z	254.0 x 60.0
Kia Motors	KI/200-CP	BPSA 0095460			KOBL22638Z	254.0 x 60.0



<p><b>PD/850</b></p> 	<p><b>PD/851</b></p> 	<p><b>PD/852</b></p> 
<p><b>PD/853</b></p> 	<p><b>PD/854</b></p> 	<p><b>PD/855</b></p> 
<p><b>PD/856</b></p> 	<p><b>PD/857</b></p> 	<p><b>PD/858</b></p> 
<p><b>PD/860</b></p> 	<p><b>PD/861</b></p> 	<p><b>PD/862</b></p> 
<p><b>PD/863</b></p> 	<p><b>PD/864</b></p> 	<p><b>PD/865</b></p> 





MODEL / MODELO	YEAR - AÑO	FRONT DELANTERA	SYSTEM SISTEMA	BACK TRASERA	SYSTEM SISTEMA
<b>AGRALE</b>					
DAKAR SXT 27.5 E	85 /	PD/857		LA/801-CP	
DAKAR SXT 27.5 EX	92 /	PD/857		LA/801-CP	
DAKAR SXT 30.0	85 /	PD/857		LA/801-CP	
ELEFANT SXT 16.5	85 /	PD/857		LA/801-CP	
ELEFANT SXT 27.5	85 /	PD/857		LA/801-CP	

<b>DAFRA</b>					
LASER 150	08 /			LY/822-CP	
SUPER 100	08 /	LH/807-CP		LH/812-CP	
SPEED 150	05 /	PD/850	NIS		

<b>BMW</b>					
125 C1	00 /			PD/863	BRE
200 C1	02 /			PD/863	BRE
850 RT	98 /			PD/863	BRE
F 650 CS SCARVER	02 /			PD/863	BRE
F 650 FUNDURO	94 / 98	PD/862	BRE	PD/863	BRE
F 650 GS DAKAR / RALLYE	02 /			PD/863	BRE
F 650 ST STRADA	94 / 98	PD/862	BRE	PD/863	BRE
R 1100	98 /			PD/863	BRE

<b>BRANDY</b>					
FOSTI FT 125-A	TODOS			LY/822-CP	

<b>DAELIM</b>					
ALTINO 100	98 /	PD/850	NIS	LH/807-CP	
VF 125	95 /	PD/850	NIS		

<b>GAS GAS</b>					
EC 125	97 / 99	PD/866		PD/863	BRE
EC 125	00 /	PD/860	NIS	PD/864	
EC 200	00 /	PD/860	NIS		
EC 250	97 / 99	PD/866		PD/863	BRE
EC 250	00 /	PD/860	NIS	PD/864	
EC 300	00 /	PD/860	NIS		
EC 400	03 /	PD/860	NIS	PD/864	
ENDUROCROSS EC 200	TODOS	PD/866		PD/863	BRE
ENDUROCROSS EC 300	TODOS	PD/866		PD/863	BRE
MC 125	03 /	PD/860	NIS	PD/864	
MC 250	97 / 99	PD/866		PD/863	BRE
MC 250	00 /	PD/860	NIS	PD/864	
SM 400	03 /			PD/864	
SM 450	03 /	PD/860	NIS		

<b>GILERA</b>					
FU 110	05 /	PD/866			
SMASH 110	05 /	PD/866			

<b>GUERRERO</b>					
FLASH 110	05 /	PD/866			
TRIP 110	05 /	PD/866			

<b>HONDA</b>					
650 VIGOR	99 /	PD/862	BRE	PD/863	BRE
C-100 BIZ	98 /	LH/806-CP		LH/812-CP	
C-100 DREAM	96 /	LH/807-CP		LH/807-CP	
CB 400	84 / 87	PD/851		LH/808-CP	
CB 400 I	80 / 82			LH/808-CP	
CB 400 I	83 /	PD/851		LH/808-CP	
CB 400 II	80 / 82			LH/808-CP	
CB 400 II	83 /	PD/851		LH/808-CP	
CB 450 C	84 /	PD/851		PD/851	

MODEL / MODELO	YEAR - AÑO	FRONT DELANTERA	SYSTEM SISTEMA	BACK TRASERA	SYSTEM SISTEMA
<b>HONDA</b>					
CB 450 DX	84 /	PD/851		LH/808-CP	
CB 450 E	84 /	PD/851		PD/851	
CB 450 TR	84 /	PD/851		LH/808-CP	
CB 500 VV	97/	PD/862	BRE	PD/863	BRE
CB 600 HORNET	05 /	PD/870	NIS		NIS
CB 600 S (JAPAN)	98 / 02	PD/870	NIS		NIS
CBR 450 SR	89 /	PD/855	NIS	PD/851	
CBR 600 F3	95 / 99	PD/870	NIS		NIS
CBR 1100 F	89 / 92	PD/870	NIS		
CBX 150 Aero	89 /	PD/850	NIS	LH/807-CP	
CBX 200	93 /	PD/850	NIS	LH/811-CP	
CBX 200 STRADA	93 /	PD/850	NIS	LH/811-CP	
CBX 250 TWISTER	01 /	PD/861	NIS	LH/806-CP	
CBX 750 F	86 /	PD/854	NIS	PD/856	NIS
CG 125	/ 82	LH/807-CP		LH/807-CP	
CG 125	83 / 99	LH/809-CP		LH/807-CP	
CG TITAN 125	83 / 99	LH/809-CP		LH/807-CP	
CG TITAN 125 ES	00 /	PD/850	NIS	LH/806-CP	
CG TITAN 125 KS	00 /	LH/806-CP		LH/806-CP	
CG TITAN 150 ES	04 /	LH/806-CP		LH/806-CP	
CG TITAN 150 ESD	04 /	PD/850	NIS	LH/806-CP	
CG TITAN 150 JOB	04 /	LH/806-CP		LH/806-CP	
CG TITAN 150 KS	04 /	LH/806-CP		LH/806-CP	
CG TODAY 125	83 / 99	LH/809-CP		LH/807-CP	
CR 80	92 / 02			PD/864	
CR 125	87 / 00			PD/864	
CR 125 R	95 / 00	PD/860	NIS	PD/864	
CR 250	87 / 00			PD/864	
CR 250 R	95 / 00	PD/860	NIS	PD/864	
CR 500	87 / 00			PD/864	
CR 500 R	95 / 00	PD/860	NIS	PD/864	
CRE 125	02 /	PD/860	NIS		
CRE 250 E / F	02 /	PD/860	NIS		
CRE 450 F	02 /	PD/860	NIS		
CRF 230	07 /	PD/860	NIS	LH/812-CP	
CRF-R 250	02 /	PD/860	NIS		
CRF-R 450	02 /	PD/860	NIS		
CRF-X 250	02 /	PD/860	NIS		
CRF-X 450	02 /	PD/860	NIS		
DUTY 125	84 /	LH/809-CP		LH/812-CP	
GL 1500 F6 VALKYRIE	96 /	PD/870	NIS		
ML 125	78 / 82			LH/807-CP	
ML 125	83 /	PD/850	NIS	LH/807-CP	
NT 650 VW DEAUVILLE	98 /	PD/862	BRE		
NX 150	88 /	PD/860	NIS	LH/810-CP	
NX 150 BROS ESD	03 /	PD/860	NIS		
NX 200	93 /	PD/860	NIS	LH/810-CP	
NX 350 SAHARA	87 /	PD/860	NIS	LH/811-CP	
NX 4 FALCON 400	99 /	PD/860	NIS	PD/864	
NX 500	97 /			PD/863	BRE
NX 650 DOMINATOR	97 /			PD/863	BRE
PC 800 PACIFIC COAST	89 / 97	PD/870	NIS		
POP 100	07 /	LH/812-CP		LH/812-CP	
RS 125R	91 / 95	PD/870	NIS		
SLR 650	97 /	PD/862	BRE	PD/863	BRE
TURUNA 125	83 /	PD/850	NIS	LH/807-CP	
VFR 750 F	88 / 98	PD/870	NIS		
VRV 750 AFRICAN TWIN	93 /	PD/860	NIS		
VT 600 SHADOW	94 / 03	PD/870	NIS		
VT 1100 SHADOW	97 / 02	PD/870	NIS		NIS
XL 125 R	97 /	LH/809-CP		LH/810-CP	
XL 125 S	84 /	LH/809-CP		LH/812-CP	

MODEL / MODELO	YEAR - AÑO	FRONT DELANTERA	SYSTEM SISTEMA	BACK TRASERA	SYSTEM SISTEMA
<b>HONDA</b>					
XL 250	82 /	LH/809-CP		LH/810-CP	
XL 250 R	82 /	LH/809-CP		LH/810-CP	
XL 600 R	83 / 87	PD/852	NIS		
XLX 350	87 /	PD/852	NIS	LH/810-CP	
XR 200 R	93 /	PD/860	NIS	LH/810-CP	
XR 250L	91 / 96			PD/864	
XR 250R	90 /			PD/864	
XR 250 TORNADO	01 /	PD/860	NIS	LH/806-CP	
XR 400 R	96 /	PD/860	NIS	PD/864	
XR 440 R	00 /	PD/860	NIS	PD/864	
XR 600 R	83 / 87	PD/852	NIS		
XR 600 R	91 / 00	PD/860	NIS	PD/864	
XR 650 L / R	93 /	PD/860	NIS	PD/864	

<b>HUSQVARNA</b>					
250	95 /			PD/863	BRE
360	95 /			PD/863	BRE
CR 125	96 /			PD/863	BRE
CR 250	96 /			PD/863	BRE
TC 250	02 /			PD/863	BRE
TC 610	96 /			PD/863	BRE
TE 250	02 /			PD/863	BRE
TE 400	01 /			PD/863	BRE
TE 410	99 /			PD/863	BRE
TE 570	01 /			PD/863	BRE
TE 610	96 /			PD/863	BRE
WR 125	96 /			PD/863	BRE
WR 250	92 / 94	PD/865			
WR 250	96 /			PD/863	BRE
WR 360	92 / 94	PD/865			
WR 360	99 /			PD/863	BRE

<b>JIALING</b>					
JH 125 L	94 /	LH/812-CP		LH/812-CP	

<b>KAWASAKI</b>					
KDX 200	93	PD/865			
KDX 200	95 /	PD/860	NIS		
KDX 220 R	94 / 00	PD/860	NIS		
KDX 250	91 / 94	PD/865			
KLX 250	94 / 96	PD/860	NIS		
KLX 250	97 /			PD/864	
KLX 300R	97 / 00	PD/860	NIS	PD/864	
KLX 400	03 /	PD/860	NIS	PD/864	
KLX 650R	96	PD/860	NIS	PD/864	
KX 125	89 / 93	PD/865			
KX 125	95 /	PD/860	NIS	PD/864	
KX 250	89 / 93	PD/865			
KX 250	95 / 00	PD/860	NIS	PD/864	
KX 300	95 / 00	PD/860	NIS		
KX 500	89 / 93	PD/865			
KX 500	96 / 00			PD/864	

<b>KTM</b>					
DUKE 640	03 /			PD/863	BRE
EXC 125	99 /			PD/863	BRE
EXC 200	99 /			PD/863	BRE
EXC 250	99 /			PD/863	BRE
EXC 300	99 /			PD/863	BRE
EXC 380	99 /			PD/863	BRE
EXC 400	00 /			PD/863	BRE

MODEL / MODELO	YEAR - AÑO	FRONT DELANTERA	SYSTEM SISTEMA	BACK TRASERA	SYSTEM SISTEMA
<b>KTM</b>					
LC 2 - 125	96 /			PD/863	BRE
LC 4 - E / SC / SCX 400	99 /			PD/863	BRE
LC 4 - E 620	99 /			PD/863	BRE
LC 8 - 950 RALLYE	02 /			PD/863	BRE
MX / SX / SC 380	98 /			PD/863	BRE
SC / LC 4 620	99 /			PD/863	BRE
SMS 660	03 /			PD/863	BRE
SUPERMOTO 640	03 /			PD/863	BRE
SUPERMOTO 660	03 /			PD/863	BRE
SX 620	95 /			PD/863	BRE

<b>MAVERYK</b>					
MA 125	06 /	PD/866			

<b>MOTOMEL</b>					
C 110	05 /	PD/866			
BIT 110	05 /	PD/866			
FUSION 110	05 /	PD/866			

<b>SUZUKI</b>					
DR 250	90 / 95	PD/865			
DR 350	90 / 96	PD/865			
DR 350	97 /	PD/860	NIS		
DR 650	96 /	PD/860	NIS		
DR-Z 250	00 /	PD/860	NIS	PD/864	
DR-Z 400	00 /	PD/860	NIS	PD/864	
LT-F500 FW / FX - LE	98 / 99	PD/865			
RM 125	87 / 95	PD/865			
RM 125	96 /			PD/864	
RM 250	87 / 95	PD/865			
RM 250	96 / 00	PD/860	NIS	PD/864	
RM 500	87 / 95	PD/865			
RMX 250	89 / 95	PD/865			
RMX 250	96 / 00	PD/860	NIS		
RMX 250 X	99 / 00	PD/860	NIS	PD/864	
YES 125	04 /	PD/865			

<b>TRIUMPH</b>					
750 TRIDENT - LD	91 /	PD/865			
900 ADVENTURER	96 /			PD/860	NIS
900 LEGEND TT	99 /			PD/860	NIS
900 THUNDERBIRD	96 /			PD/860	NIS
900 TIGER - LD	93 / 98	PD/865			
900 TIGER	99 /			PD/860	NIS
900 TRIDENT - LD	91 /	PD/865			
900 TROPHY - LD	91 / 95	PD/865			
1000 TROPHY - LD	91 / 95	PD/865			
1200 TROPHY - LD	91 / 95	PD/865			

<b>YAMAHA</b>					
AXIS 50	93 /			LY/823-CP	
BWS	93 /	LY/823-CP		LY/823-CP	
CRYPTON	98 /	LY/823-CP		LY/823-CP	
DT 180	/ 87	LY/822-CP		LY/822-CP	
DT 180	87 /			LY/822-CP	
DT 200	91 /			LY/822-CP	
DT 200 R	/ 95			LY/822-CP	
DTZ 180	88 / 92	PD/853		LY/822-CP	
FAZER 250	05 /	PD/861	NIS	LY/822-CP	
JOG 50	93 /			LY/823-CP	
RD 125	/ 87	LY/822-CP		LY/822-CP	
RD 135	87 /	LY/822-CP		LY/822-CP	

MODEL / MODELO	YEAR - AÑO	FRONT DELANTERA	SYSTEM SISTEMA	BACK TRASERA	SYSTEM SISTEMA
<b>YAMAHA</b>					
RDZ 125	TODOS	PD/858		LY/822-CP	
RDZ II 125	TODOS	PD/858		LY/822-CP	
RDZ 135	TODOS	PD/858		LY/822-CP	
RX 180	/ 87	LY/822-CP		LY/822-CP	
RX 180 CUSTON	TODOS	PD/858		LY/822-CP	
SR 125	92 / 96	PD/858			
TDM 225	97 /			LY/822-CP	
TDR 180	87 /	PD/853		LY/822-CP	
TT 80	/ 84	LY/823-CP		LY/823-CP	
TT 125	/ 84	LY/823-CP		LY/823-CP	
TT-R 250	99 / 00	PD/865			
TT 600	89 /	PD/853			
XT 225	97 /			LY/822-CP	
XT 600 TÉNÉRÉ	87 / 93	PD/853			
XT 600 R	05 /			PD/863	BRE
XTZ 125	02 /	PD/865			
XTZ 250 LANDER	06 /	PD/865			
XTZ 750 SUPER TENERÉ - LE	89 /	PD/865			
WR 125	91 / 97	PD/865			
WR 125	98 /	PD/860	NIS	PD/863 PD/864	BRE
WR 200	91 /	PD/865			
WR 250	91 / 97	PD/865			
WR 250	98 /	PD/860	NIS	PD/863 PD/864	BRE
WR 400 F	98				
WR 400 F	99 / 00	PD/860	NIS	PD/864	
WR 426 F	01 / 02			PD/864	
WR 500	92 / 93	PD/865			
YBR 125-E	00 /	LY/822-CP		LY/822-CP	
YBR 125-ED	01 /	PD/861	NIS	LY/822-CP	
YBR 125-K	00 /	LY/822-CP		LY/822-CP	
YZ 125	89 / 97	PD/865			
YZ 125	98 /			PD/863	BRE
YZ 250	89 / 97	PD/865			
YZ 250	98 /	PD/860	NIS	PD/863	BRE
YZ 250	98 /	PD/860	NIS	PD/864	
YZ 400 F	99 /	PD/860	NIS	PD/864	
YZ 400 FL	99 /	PD/860	NIS	PD/863	BRE
YZ 426 F	99 /	PD/860	NIS	PD/864	

<b>ZANELLA</b>					
ZB 110D	05 /	PD/866			

**Conversion table pads and shoes for motorcycles - *Tabla de conversion de pastillas y zapatas para motos***

Pastilhas Para Motos			
FRAS-LE	COBREQ	FRAS-LE	COBREQ
PD/850	N-906	PD/860	N-917
PD/851	N-905	PD/861	N-940
PD/852	N-909	PD/862	N-934
PD/853	N-913	PD/863	N-932
PD/854	N-912	PD/864	
PD/855	N-915	PD/865	
PD/856	N-911	PD/866	
PD/857	N-914	PD/870	N-930
PD/858	N-901		

Sapatas Para Motos			
FRAS-LE	COBREQ	FRAS-LE	COBREQ
LA/801-CP	0318-CP	LH/810-CP	0313-CP
LH/806-CP	0302-CP	LH/811-CP	0314-CP
LH/807-CP	0304-CP	LH/812-CP	0320-CP
LH/808-CP	0309-CP	LY/822-CP	0307-CP
LH/809-CP	0312-CP	LY/823-CP	0308-CP

MODEL / MODELO	YEAR - AÑO	REF.:	SYSTEM SISTEMA	Ø EXT.	Ø INT.	ESP.	HOLES - AGUJEROS	
							PAS.	ESC.
<b>AGCO (MAXION / MASSEY FERGUSON / IDEAL)</b>								
IDEAL 1170	Todos	RC/710	Sachs	280,0	165,0	3,50	12	24
IDEAL 1175 (AT-63544 142 CV)	Todos	RC/710	Sachs	280,0	165,0	3,50	12	24
IDEAL 9070	Todos	RC/710	Sachs	280,0	165,0	3,50	12	24
IDEAL 9075 (AT-63544 142 CV)	Todos	RC/710	Sachs	280,0	165,0	3,50	12	24
IDEAL 9090	07-98 /	RT/728 RC/812	Luk	330,0	195,0	4,10	20	20
MAXION 9110		RT/728 RC/812	Luk	330,0	195,0	4,10	20	20
MAXION 9110 / 9130	01-76 /	RT/726	Luk	250,8	155,6	3,20	0	16
MAXION 9130		RT/728 RC/812	Luk	330,0	195,0	4,10	20	20
MF-1630		RC/740-X	Sachs	302,0	171,0	4,00	20	20
MF-220		RC/740-X	Sachs	302,0	171,0	4,00	20	20
MF-235 (A3-152 45 CV)		RT/711	Sachs	280,0	165,0	3,90	20	20
MF-235 (A3-152 50 CV)	96 /	RT/840	Luk	304,8	180,0	4,10	20	20
MF-235 (A3-152 50 CV)	/ 96	RT/759	Luk	304,8	180,0	4,10	20	20
MF-235 Doble	/ 96	RT/759	Luk	304,8	180,0	4,10	20	20
MF-235 Dupla	96 /	RT/840	Luk	304,8	180,0	4,10	20	20
MF-250	71 /	RT/710	Freno	222,3	152,4	4,75	0	24
MF-250 (A3-152 50 CV)	96 /	RT/840	Luk	304,8	180,0	4,10	20	20
MF-250 (A3-152 50 CV)	/ 96	RT/759	Luk	304,8	180,0	4,10	20	20
MF-250-X	96 /	RT/840	Luk	304,8	180,0	4,10	20	20
MF-250-X	/ 96	RT/759	Luk	304,8	180,0	4,10	20	20
MF-255 F Disco Interno	Todos	RT/726	Luk	250,8	155,6	3,20	0	16
MF-265	96 /	RT/840	Luk	304,8	180,0	4,10	20	20
MF-265	/ 96	RT/759	Luk	304,8	180,0	4,10	20	20
MF-265	65 / 71	RT/694	Freno	178,0	101,0	4,75	0	18
MF-265	72 /	RT/710	Freno	222,3	152,4	4,75	0	24
MF-265/4 / 270 / 275 Disco Interno	01-76 / ...	RT/726	Luk	250,8	155,6	3,20	0	16
MF-265/4 / 270 / 275 Disco Interno	-	RT/726	Sachs	250,8	155,6	3,20	0	16
MF-270	96 /	RT/840	Luk	304,8	180,0	4,10	20	20
MF-270	/ 96	RT/759	Luk	304,8	180,0	4,10	20	20
MF-275	96 /	RT/840	Luk	304,8	180,0	4,10	20	20
MF-275	/ 96	RT/759	Luk	304,8	180,0	4,10	20	20
MF-275	65 / 71	RT/694	Freno	178,0	101,0	4,75	0	18
MF-275	72 /	RT/710	Freno	222,3	152,4	4,75	0	24
MF-275/4 275 HD / 285 Disco Interno	01-76 / ...	RT/726	Luk	250,8	155,6	3,20	0	16
MF-275/4 275 HD / 285 Disco Interno	-	RT/726	Sachs	250,8	155,6	3,20	0	16
MF-283		RT/728 RC/812	Luk	330,0	195,0	4,10	20	20
MF-283 / 283 HD Disco Interno	01-76 / ...	RT/726	Luk	250,8	155,6	3,20	0	16
MF-283 / 283 HD Disco Interno	-	RT/726	Sachs	250,8	155,6	3,20	0	16
MF-285	75 /	RT/710	Freno	222,3	152,4	4,75	0	24
MF-285 Doble	/ 96	RT/759	Luk	304,8	180,0	4,10	20	20
MF-285 Dupla	96 /	RT/840	Luk	304,8	180,0	4,10	20	20
MF-290		RT/728 RC/812	Luk	330,0	195,0	4,10	20	20
MF-290 (A4-248 85 CV)	96 /	RT/840	Luk	304,8	180,0	4,10	20	20
MF-290 (A4-248 85 CV)	/ 96	RT/759	Luk	304,8	180,0	4,10	20	20
MF-290 / 290 HD (após chassis 36944) Disco Interno	01-76 / ...	RT/726	Luk	250,8	155,6	3,20	0	16
MF-290 / 290 HD (após chassis 402947) Disco Externo	01-76 / ...	RT/726	Luk	250,8	155,6	3,20	0	16
MF-290 / 290 HD (até chassis 36943) Disco Interno	01-76 / ...	RT/726	Luk	250,8	155,6	3,20	0	16
MF-290 / 290 HD Disco Interno	-	RT/726	Sachs	250,8	155,6	3,20	0	16
MF-290 Cargador de caña		RC/814	Luk	345,0	195,0	4,30	20	20
MF-290 Doble	Después/Após 36944	RT/728 RC/812	Luk	330,0	195,0	4,10	20	20
MF-290 HD	96 /	RT/840	Luk	304,8	180,0	4,10	20	20
MF-290 HD		RT/759	Luk	304,8	180,0	4,10	20	20
MF-290 HD Cargador de caña		RC/814	Luk	345,0	195,0	4,30	20	20
MF-290 HD Doble	Después/Após 36944	RT/728 RC/812	Luk	330,0	195,0	4,10	20	20
MF-290 HD Dupla	/ 96	RT/759	Luk	304,8	180,0	4,10	20	20
MF-290 HD Dupla	96 /	RT/840	Luk	304,8	180,0	4,10	20	20
MF-290 LS Doble	/ 96	RT/759	Luk	304,8	180,0	4,10	20	20
MF-290 LS Dupla	96 /	RT/840	Luk	304,8	180,0	4,10	20	20
MF-290 MS	/ 96	RT/759	Luk	304,8	180,0	4,10	20	20
MF-290 MS	96 /	RT/840	Luk	304,8	180,0	4,10	20	20
MF-290 Turbo Doble	/ 96	RT/759	Luk	304,8	180,0	4,10	20	20

MODEL / MODELO	YEAR - AÑO	REF.:	SYSTEM SISTEMA	Ø EXT.	Ø INT.	ESP.	HOLES - AGUJEROS	
							PAS.	ESC.
<b>AGCO (MAXION / MASSEY FERGUSON / IDEAL)</b>								
MF-290 Turbo Dupla	96 /	RT/840	Luk	304,8	180,0	4,10	20	20
MF-290/4 / 290/4HD (até chassis 402946) Disco Interno	01-76 / ...	RT/726	Luk	250,8	155,6	3,20	0	16
MF-290/4 / 290/4HD Disco Interno	-	RT/726	Sachs	250,8	155,6	3,20	0	16
MF-290/4 Doble	Después/Após 402947	RT/728 RC/812	Luk	330,0	195,0	4,10	20	20
MF-290/4 Doble	Hasta/Até 402946	RT/759	Luk	304,8	180,0	4,10	20	20
MF-290LS-HD / 290/4LS-HD Disco interno	01-76 / ...	RT/726	Luk	250,8	155,6	3,20	0	16
MF-290LS-HD / 290/4LS-HD Disco interno	-	RT/726	Sachs	250,8	155,6	3,20	0	16
MF-291 Disco Interno	Todos	RT/726	Luk	250,8	155,6	3,20	0	16
MF-292		RT/728 RC/812	Luk	330,0	195,0	4,10	20	20
MF-292		RC/814	Luk	345,0	195,0	4,30	20	20
MF-292 / 292/4 / 292HD Disco Interno	01-76 / ...	RT/726	Luk	250,8	155,6	3,20	0	16
MF-292 / 292/4 / 292HD Disco Interno	-	RT/726	Sachs	250,8	155,6	3,20	0	16
MF-292/4		RT/728 RC/812	Luk	330,0	195,0	4,10	20	20
MF-295	75 /	RT/710	Freno	222,3	152,4	4,75	0	24
MF-297		RT/728 RC/812	Luk	330,0	195,0	4,10	20	20
MF-297		RC/814	Luk	345,0	195,0	4,30	20	20
MF-297 / 299 / 630 / 650 Disco Interno	01-76 / ...	RT/726	Luk	250,8	155,6	3,20	0	16
MF-297 / 299 / 630 / 650 Disco Interno	-	RT/726	Sachs	250,8	155,6	3,20	0	16
MF-299		RC/814	Luk	345,0	195,0	4,30	20	20
MF-299 Doble		RT/728 RC/812	Luk	330,0	195,0	4,10	20	20
MF-310		RC/740-X	Sachs	302,0	171,0	4,00	20	20
MF-3640 (A6-358 / 3544 120 CV)	07-98 /	RT/728 RC/812	Luk	330,0	195,0	4,10	20	20
MF-3640 (A6-358 / 3544 120 CV)		RC/740-X	Sachs	302,0	171,0	4,00	20	20
MF-50 (A3-152 45 CV)		RT/711	Sachs	280,0	165,0	3,90	20	20
MF-50-X (A3-152 45 CV)		RT/711	Sachs	280,0	165,0	3,90	20	20
MF-5275		RT/728 RC/812	Luk	330,0	195,0	4,10	20	20
MF-5275 Doble	/ 96	RT/759	Luk	304,8	180,0	4,10	20	20
MF-5275 Dupla	96 /	RT/840	Luk	304,8	180,0	4,10	20	20
MF-5285		RT/728 RC/812	Luk	330,0	195,0	4,10	20	20
MF-5285 Doble	/ 96	RT/759	Luk	304,8	180,0	4,10	20	20
MF-5285 Dupla	96 /	RT/840	Luk	304,8	180,0	4,10	20	20
MF-5290		RT/728 RC/812	Luk	330,0	195,0	4,10	20	20
MF-5290		RC/814	Luk	345,0	195,0	4,30	20	20
MF-55-X	71 /	RT/710	Freno	222,3	152,4	4,75	0	24
MF-55-X (A3-152 45 CV)		RT/711	Sachs	280,0	165,0	3,90	20	20
MF-55X / 65X / 235 / 250X / 265 Disco Interno	01-76 / ...	RT/726	Luk	250,8	155,6	3,20	0	16
MF-55X / 65X / 235 / 250X / 265 Disco Interno	-	RT/726	Sachs	250,8	155,6	3,20	0	16
MF-55X / 65X / 235 / 250X / 265 Disco Interno	01-76 / ...	RT/726	Luk	250,8	155,6	3,20	0	16
MF-55-X Doble	/ 96	RT/759	Luk	304,8	180,0	4,10	20	20
MF-55-X Dupla	96 /	RT/840	Luk	304,8	180,0	4,10	20	20
MF-5640	07-98 /	RT/728 RC/812	Luk	330,0	195,0	4,10	20	20
MF-5640 (A6-358 / 3544 120 CV)		RC/740-X	Sachs	302,0	171,0	4,00	20	20
MF-5650	07-98 /	RT/728 RC/812	Luk	330,0	195,0	4,10	20	20
MF-5650		RC/740-X	Sachs	302,0	171,0	4,00	20	20
MF-610		RT/728 RC/812	Luk	330,0	195,0	4,10	20	20
MF-610		RC/814	Luk	345,0	195,0	4,30	20	20
MF-620		RT/728 RC/812	Luk	330,0	195,0	4,10	20	20
MF-620		RC/814	Luk	345,0	195,0	4,30	20	20
MF-630		RT/728 RC/812	Luk	330,0	195,0	4,10	20	20
MF-630		RC/814	Luk	345,0	195,0	4,30	20	20
MF-640		RC/814	Luk	345,0	195,0	4,30	20	20
MF-65	71 /	RT/710	Freno	222,3	152,4	4,75	0	24
MF-650		RT/728 RC/812	Luk	330,0	195,0	4,10	20	20
MF-650		RC/814	Luk	345,0	195,0	4,30	20	20
MF-650 ADV		RC/814	Luk	345,0	195,0	4,30	20	20
MF-65-R	69 /	RT/710	Freno	222,3	152,4	4,75	0	24
MF-65-X	71 /	RT/710	Freno	222,3	152,4	4,75	0	24
MF-65-X	65 / 71	RT/694	Freno	178,0	101,0	4,75	0	18
MF-65-X Doble	Después 43281	RT/759	Luk	304,8	180,0	4,10	20	20
MF-65-X (A3-152 45 CV)		RT/711	Sachs	280,0	165,0	3,90	20	20
MF-660		RC/814	Luk	345,0	195,0	4,30	20	20

MODEL / MODELO	YEAR - AÑO	REF.:	SYSTEM SISTEMA	Ø EXT.	Ø INT.	ESP.	HOLES - AGUJEROS	
							PAS.	ESC.
<b>AGCO (MAXION / MASSEY FERGUSON / IDEAL)</b>								
MF-85	72 /	RT/710	Freno	222,3	152,4	4,75	0	24
MF-85-X	74 /	RT/710	Freno	222,3	152,4	4,75	0	24
MF-90 (A6-3572 94 CV)	/ 05-72	RC/740-X	Sachs	302,0	171,0	4,00	20	20
MF-90-X (A6-3572 94 CV)	/ 05-72	RC/740-X	Sachs	302,0	171,0	4,00	20	20
MF-9150		RC/814	Luk	345,0	195,0	4,30	20	20
MF-9170		RC/814	Luk	345,0	195,0	4,30	20	20
MF-95-I	70 /	RT/710	Freno	222,3	152,4	4,75	0	24
MF-95-X	75 /	RT/710	Freno	222,3	152,4	4,75	0	24
MF-95-X (A6-3572 94 CV)	/ 05-72	RC/740-X	Sachs	302,0	171,0	4,00	20	20
MX-95	70 /	RC/710	Sachs	280,0	165,0	3,50	12	24

<b>AGRALE</b>								
1.600 D (MWM D 229-3)	Todos	1166-A	Sachs	280,00	165,00	3,40	20	20
1.800 D (MWM D 229-3)	Todos	1166-A	Sachs	280,00	165,00	3,40	20	20
4.500 D (MWM D 229-3)	Todos	1166-A	Sachs	280,00	165,00	3,40	20	20
5.000 D (MWM D 229-3)	Todos	1166-A	Sachs	280,00	165,00	3,40	20	20
6.000 (MWM Sprint)	Todos	RC/776	Sachs	300,00	175,00	3,70	20	20
6.000 CD (MWM Sprint)	Todos	RC/776	Sachs	300,00	175,00	3,70	20	20
7.000 D (MWM 4.1)	Todos	1166-A	Sachs	280,00	165,00	3,40	20	20
7.000 DX (MWM TD 229 / EC4 T)	Todos	1236-C	Sachs	327,00	184,10	3,80	27	27
7.500 TD (MWM TD 229 / EC4 T)	Todos	1166-A	Sachs	280,00	165,00	3,40	20	20
7.500 TD (MWM TD 229 / EC4 T)	Todos	1236-C	Sachs	327,00	184,10	3,80	27	27
8.500 (MWM 4.1 T)	Todos	1236-C	Sachs	327,00	184,10	3,80	27	27
FURGÓN VAN 6.000	Todos	RC/776	Sachs	300,00	175,00	3,70	20	20
Ómnibus MA 7.5 T (MWM 4.1 TCA)	Todos	1236-C	Sachs	327,00	184,10	3,80	27	27
Ómnibus MA 8.5 T (MWM 4.1 TCA)	Todos	1236-C	Sachs	327,00	184,10	3,80	27	27
TRACTOR 4200	/ 77	RA/737	Sachs / Luk	200,0	130,0	3,50	8	8
TRACTOR 4200	77 / 80	RA/738	Sachs / Luk	200,0	130,0	3,30	8	8
TRACTOR BX-100		RT/756	Luk	330,0	200,0	4,30	20	20
TRACTOR BX-100		RT/757	Luk	295,0	165,0	4,20	0	24
TRACTOR BX-110		RT/756	Luk	330,0	200,0	4,30	20	20
TRACTOR BX-110		RT/757	Luk	295,0	165,0	4,20	0	24
TRACTOR BX-130	Todos	RT/758	Luk	350,0	215,0	4,40	20	20
TRACTOR BX-150	Todos	RT/758	Luk	350,0	215,0	4,40	20	20
TRACTOR BX-60		RT/756	Luk	330,0	200,0	4,30	20	20
TRACTOR BX-60		RT/757	Luk	295,0	165,0	4,20	0	24
TRACTOR BX-90		RT/756	Luk	330,0	200,0	4,30	20	20
TRACTOR BX-90		RT/757	Luk	295,0	165,0	4,20	0	24
TRATOR 4100 (M90)	Todos	RA/800	Sachs	180,0	124,0	3,80	8	8
TRATOR 4200 (M790)	80 /	RA/707	Sachs	231,8	155,6	3,50	18	18
TRATOR 4300 (M790)	Todos	RA/707	Sachs	231,8	155,6	3,50	18	18
TRATOR 5075	Todos	RT/731	Freio	228,6	151,0	5,00	0	24
TRATOR 5075.4	Todos	RT/731	Freio	228,6	151,0	5,00	0	24
TRATOR 5085	Todos	RT/731	Freio	228,6	151,0	5,00	0	24
TRATOR 5085.4	Todos	RT/731	Freio	228,6	151,0	5,00	0	24
TRATOR 5085.4 Arrozreiro	Todos	RT/731	Freio	228,6	151,0	5,00	0	24
TRATOR T416	Todos	RA/800	Sachs	180,0	124,0	3,85	8	8
TRATOR T420	Todos	RA/800	Sachs	180,0	124,0	3,85	8	8
TX-1.100	81 / 82	RA/707	Sachs	231,8	155,6	3,50	18	18
TX-1.200	83 / 84	1057-F	Sachs	254,0	152,4	3,60	18	18
TX-1.600	Todos	1166-A	Sachs	280,00	165,00	3,40	20	20

<b>ASIA</b>								
TOWNER		RA/786		170,0	110,0	3,30	8	8

<b>CBT</b>								
1000	Todos	RT/711	Sachs	280,0	165,0	3,90	20	20
1000		RT/692	Freno	203,0	127,0	4,75	0	18
1020	Todos	RC/740-X	Sachs	302,0	171,0	4,00	20	20
1020		RT/692	Freno	203,0	127,0	4,75	0	18
1065	Todos	RC/740-X	Sachs	302,0	171,0	4,00	20	20



MODEL / MODELO	YEAR - AÑO	REF.:	SYSTEM SISTEMA	Ø EXT.	Ø INT.	ESP.	HOLES - AGUJEROS	
							PAS.	ESC.
<b>CBT</b>								
1065		RT/692	Freno	203,0	127,0	4,75	0	18
1090	Todos	RC/740-X	Sachs	302,0	171,0	4,00	20	20
1105		RT/692	Freno	203,0	127,0	4,75	0	18
2100	Todos	RC/740-X	Sachs	302,0	171,0	4,00	20	20
3500	Todos	1236-C	Sachs	327,0	184,1	3,80	27	27
1090A		RT/692	Freno	203,0	127,0	4,75	0	18
1090A (MAXION / PERKINS)	Todos	RC/740	Sachs	302,0	171,0	3,56	20	20
1090A (MAXION)	Todos	RC/819	Luk	300,0	180,0	3,90	20	20
1105 (MAXION / PERKINS)	Todos	RC/740	Sachs	302,0	171,0	3,56	20	20
1105 (MAXION)	Todos	RC/819	Luk	300,0	180,0	3,90	20	20
2080 (MAXION)	Todos	RC/740	Sachs	302,0	171,0	3,56	20	20
2080 (MAXION)	Todos	RC/819	Luk	300,0	180,0	3,90	20	20
2100 (MAXION / PERKINS)	Todos	RC/740	Sachs	302,0	171,0	3,56	20	20
2100 (MAXION)	Todos	RC/819	Luk	300,0	180,0	3,90	20	20
2105 (OM-352)	Todos	RC/740	Sachs	302,0	171,0	3,56	20	20
2400 (DETROIT)	Todos	1236-C	Sachs	327,0	184,1	3,80	27	27
2500 (MAXION / PERKINS)	Todos	1236-C	Sachs	327,0	184,1	3,80	27	27
2600 (MBB OM-352)	Todos	1236-C	Sachs	327,0	184,1	3,80	27	27
3000 (DODGE 318-3E)	Todos	1236-C	Sachs	327,0	184,1	3,80	27	27
8060 4x4 (MBB OM-352)	Todos	1236-C	Sachs	327,0	184,1	3,80	27	27
8240 (MAXION / PERKINS 4248)	Todos	1236-C	Sachs	327,0	184,1	3,80	27	27
8260 4x4 (MAXION / PERKINS 6354)	Todos	1236-C	Sachs	327,0	184,1	3,80	27	27
8440 (MWM-TD 229-4)	Todos	1236-C	Sachs	327,0	184,1	3,80	27	27
8450 (MWM-TD 229-4)	Todos	1236-C	Sachs	327,0	184,1	3,80	27	27

<b>CHRYSLER</b>								
DODGE CHARGER (DODGE 318-3E)	Todos	1095	Sachs	266,7	165,1	3,43	20	20
DODGE DART (DODGE 318-3E)	Todos	1095	Sachs	266,7	165,1	3,43	20	20
DODGE LE BARON (DODGE 318-3E)	Todos	1095	Sachs	266,7	165,1	3,43	20	20
DODGE MAGNUM (DODGE 318-3E)	Todos	1095	Sachs	266,7	165,1	3,43	20	20
DODGE RT (DODGE 318-3E)	Todos	1095	Sachs	266,7	165,1	3,43	20	20
DODGE SE (DODGE 318-3E)	Todos	1095	Sachs	266,7	165,1	3,43	20	20
DODGE D-100	69 / 77	1166-A	Sachs	280,0	165,0	3,40	20	20
DODGE D-400	69 / 77	1166-A	Sachs	280,0	165,0	3,40	20	20
DODGE D-700	69 / 82	RC/740-X	Sachs	302,0	171,0	4,00	20	20
DODGE D-700	71 / 85	1236-C	Sachs	327,0	184,1	3,80	27	27
DODGE D-750	69 / 82	RC/740-X	Sachs	302,0	171,0	4,00	20	20
DODGE D-900	69 / 82	RC/740-X	Sachs	302,0	171,0	4,00	20	20
DODGE D-900	71 / 85	1236-C	Sachs	327,0	184,1	3,80	27	27
DODGE D-950	71 / 85	1236-C	Sachs	327,0	184,1	3,80	27	27
D-700 (MWM / PERKINS)	69 / 82	RC/819	Luk	300,0	180,0	3,90	20	20
D-750 (MWM / PERKINS)	70 / 82	RC/819	Luk	300,0	180,0	3,90	20	20
D-900 (MWM / PERKINS)	71 / 82	RC/819	Luk	300,0	180,0	3,90	20	20
D-900 (MWM / PERKINS)	71 / 85	RC/817	Luk	327,0	192,0	3,90	30	30
D-950 (MWM / PERKINS)	Todos	RC/817	Luk	327,0	192,0	3,90	30	30
D-1400	71 / 85	1236-C	Sachs	327,0	184,1	3,80	27	27
D-1400 (MWM / PERKINS)	Todos	RC/817	Luk	327,0	192,0	3,90	30	30
DODGE E-13	71 / 85	1236-C	Sachs	327,0	184,1	3,80	27	27
DODGE E-21	71 / 85	1236-C	Sachs	327,0	184,1	3,80	27	27
DODGE P-400	69 / 77	1166-A	Sachs	280,0	165,0	3,40	20	20
P-500 (MWM / PERKINS)	Todos	RC/817	Luk	327,0	192,0	3,90	30	30
P-700 (MWM / PERKINS)	Todos	RC/817	Luk	327,0	192,0	3,90	30	30
DODGE P-900	71 / 85	1236-C	Sachs	327,0	184,1	3,80	27	27
E-11 (MWM / PERKINS)	71 / 85	RC/817	Luk	327,0	192,0	3,90	30	30
E-13 (MWM / PERKINS)	71 / 85	RC/817	Luk	327,0	192,0	3,90	30	30
E-21 (MWM / PERKINS)	71 / 85	RC/817	Luk	327,0	192,0	3,90	30	30

<b>CHEVROLET</b>								
400		993-A		235,00	152,40	3,20	16	16
400		993-A-RA		235,00	152,40	3,45	16	16

MODEL / MODELO	YEAR - AÑO	REF.:	SYSTEM SISTEMA	Ø EXT.	Ø INT.	ESP.	HOLES - AGUJEROS	
							PAS.	ESC.
<b>CHEVROLET</b>								
11.000 (4.8 L)	Todos	RC/740-X	Sachs	302,0	171,0	4,00	20	20
11.000 (MAXION Q20B6)	Todos	RC/817	Luk	327,00	192,00	3,90	30	30
12.000 (4.8 L)	Todos	RC/740-X	Sachs	302,0	171,0	4,00	20	20
12.000 (MAXION Q20B6)	Todos	RC/817	Luk	327,00	192,00	3,90	30	30
13.000 (4.8 L)	Todos	RC/740-X	Sachs	302,0	171,0	4,00	20	20
14.000 (4.8 L)	Todos	RC/740-X	Sachs	302,0	171,0	4,00	20	20
14.000 (MAXION Q20B6)	Todos	RC/817	Luk	327,00	192,00	3,90	30	30
19.000 (4.8 L)	Todos	RC/740-X	Sachs	302,0	171,0	4,00	20	20
19.000 (MAXION DIESEL)	Todos	1236-C	Sachs	327,00	184,10	3,80	27	27
21.000 (4.8 L)	Todos	RC/740-X	Sachs	302,0	171,0	4,00	20	20
21.000 (MAXION DIESEL)	Todos	1236-C	Sachs	327,00	184,10	3,80	27	27
22.000 (4.8 L)	Todos	RC/740-X	Sachs	302,0	171,0	4,00	20	20
22.000 (MAXION DIESEL)	Todos	1236-C	Sachs	327,00	184,10	3,80	27	27
22.000 (MAXION Q20B6)	Todos	RC/817	Luk	327,00	192,00	3,90	30	30
A-10 (4.1 L)	Todos	1057-F	Sachs	254,0	152,4	3,60	18	18
A-14 (4.1 L)	Todos	1057-F	Sachs	254,0	152,4	3,60	18	18
A-15 (4.1 L)	Todos	1057-F	Sachs	254,0	152,4	3,60	18	18
A-20 (4.1 L)	Todos	1166-A	Sachs	280,00	165,00	3,40	20	20
A-20 (4.1 L)	Todos	RC/775	Luk	280,00	165,00	4,00	20	20
A-20 (S4T Turbo)	Todos	RC/740-X	Sachs	302,0	171,0	4,00	20	20
A-40	Todos	1166-A	Sachs	280,00	165,00	3,40	20	20
A-60 (PERKINS)	80 / 85	1236-C	Sachs	327,00	184,10	3,80	27	27
ASTRA (1.8 8V / 2.0 8V)	Todos	RA/806	Luk	205,00	134,00	3,50	8	8
ASTRA (2.0 - Importado)	/ 96	RA/804	Luk	216,0	146,0	3,45	8	8
ASTRA 16V (2.0)	Todos	RA/797	Luk	228,00	150,00	3,35	8	8
BLAZER (2.2 L)	95 /	RA/792	Luk	228,00	155,00	3,35	8	8
BLAZER (2.2 L)		RA/797	Luk	228,00	150,00	3,35	8	8
BLAZER (2.4 Gasolina)	Todos	RA/862	Luk	240,00	180,00	3,40	8	8
BLAZER (2.4 Gasolina MPFI - 4Cil)	Todos	RA/858	Sachs	240,0	155,0	3,50	8	8
BLAZER (2.5 Turbo Diesel)	Todos	RA/858	Sachs	240,0	155,0	3,50	8	8
BLAZER (4.3 Gasolina)	02-01 /	RA/802	Luk	258,00	175,00	3,65	8	8
BLAZER (4.3 V6)	Todos	RA/842	Luk	300,0	230,0	3,45	10	10
BLAZER (4.3 V6)	Todos	RA/846	Luk	300,0	230,0	3,50	12	12
BONANZA	Todos	1166-A	Sachs	280,00	165,00	3,40	20	20
C-10 (4.1 L)	Todos	1057-F	Sachs	254,0	152,4	3,60	18	18
C-14 (4.1 L)	Todos	1057-F	Sachs	254,0	152,4	3,60	18	18
C-15 (4.1 L)	Todos	1057-F	Sachs	254,0	152,4	3,60	18	18
C-20 (4.1 L)	Todos	RC/775	Luk	280,0	165,0	4,00	20	20
C-20 (4.1 L)	Todos	1166-A	Sachs	280,00	165,00	3,40	20	20
C-20 (4.1 L)	Todos	RC/775	Luk	280,00	165,00	4,00	20	20
C-20 (S4T Turbo)	Todos	RC/740-X	Sachs	302,0	171,0	4,00	20	20
C-40	Todos	1166-A	Sachs	280,00	165,00	3,40	20	20
C-60 (PERKINS)	69 / 79	RC/740-X	Sachs	302,0	171,0	4,00	20	20
C-60 (PERKINS)	64 / 69	1166-A	Sachs	280,00	165,00	3,40	20	20
C-60 (PERKINS)	80 / 85	1236-C	Sachs	327,00	184,10	3,80	27	27
CARAVAN 2.5 / 4.1)	Todos	RA/707	Sachs	231,8	155,6	3,50	18	18
CARAVAN 2.5 / 4.1)	Todos	RA/760	Luk	230,0	155,0	3,55	8	8
CHEVETTE (1.0 / 1.4 / 1.6)	73 /	RA/719	Sachs / Luk	203,2	152,4	3,43	9	9
CHEVETTE (1.0 / 1.4 / 1.6)	73 /	RA/737	Sachs / Luk	200,0	130,0	3,50	8	8
CHEVETTE (1.0 / 1.4 / 1.6)		RA/739	Sachs / Luk	190,0	134,0	3,50	8	8
CHEVETTE JUNIOR (1.0 / 1.4 / 1.6)	73 /	RA/719	Sachs / Luk	203,2	152,4	3,43	9	9
CHEVETTE JUNIOR (1.0 / 1.4 / 1.6)	73 /	RA/737	Sachs / Luk	200,0	130,0	3,50	8	8
CHEVETTE JUNIOR (1.0 / 1.4 / 1.6)		RA/739	Sachs / Luk	190,0	134,0	3,50	8	8
CHEVY 500	Todos	1057-F	Sachs	254,0	152,4	3,60	18	18
CHEVY COUPE		1057-B		254,00	152,40	3,20	18	18
CHEVY-500 (1.0 / 1.4 / 1.6)	73 /	RA/739	Sachs / Luk	190,0	134,0	3,50	8	8
CHEVY-500 (1.0 / 1.4 / 1.6)	73 /	RA/719	Sachs / Luk	203,2	152,4	3,43	9	9
CHEVY-500 (1.0 / 1.4 / 1.6)	73 /	RA/737	Sachs / Luk	200,0	130,0	3,50	8	8
COMODORO (2.5 / 4.1)	Todos	RA/707	Sachs	231,8	155,6	3,50	18	18
COMODORO (2.5 / 4.1)	Todos	RA/760	Luk	230,0	155,0	3,55	8	8
CORSA (1.0 / 1.4 / 1.6)	Todos	RA/770	Sachs	190,00	134,00	3,70	8	8

MODEL / MODELO	YEAR - AÑO	REF.:	SYSTEM SISTEMA	Ø EXT.	Ø INT.	ESP.	HOLES - AGUJEROS	
							PAS.	ESC.
<b>CHEVROLET</b>								
CORSA PICK-UP (1.0 / 1.4 / 1.8)	Todos	RA/770	Sachs	190,00	134,00	3,70	8	8
D-10	Todos	1166-A	Sachs	280,00	165,00	3,40	20	20
D-10		RC/791	Luk	280,00	165,00	3,60	20	20
D-14	Todos	1166-A	Sachs	280,00	165,00	3,40	20	20
D-15	Todos	1166-A	Sachs	280,00	165,00	3,40	20	20
D-20		RC/798	Sachs	300,00	175,00	4,00	20	20
D-20 (4.1 L)	Todos	1166-A	Sachs	280,00	165,00	3,40	20	20
D-20 (4.1 L)	Todos	RC/775	Luk	280,00	165,00	4,00	20	20
D-20 (MWM Turbo)		RC/776	Sachs	300,00	175,00	3,70	20	20
D-20 (S4T Turbo)	Todos	RC/740-X	Sachs	302,0	171,0	4,00	20	20
D-20 Turbo (MAXION S4T)	Todos	RC/819	Luk	300,00	180,00	3,90	20	20
D-40	Todos	1166-A	Sachs	280,00	165,00	3,40	20	20
D-40		RC/798	Sachs	300,00	175,00	4,00	20	20
D-60 (DETROIT)	76 / 79	1236-C	Sachs	327,00	184,10	3,80	27	27
D-60 (MAXION)	Todos	RC/817	Luk	327,00	192,00	3,90	30	30
D-60 (PERKINS)	69 / 79	RC/740-X	Sachs	302,0	171,0	4,00	20	20
D-60 (PERKINS)	64 / 69	1166-A	Sachs	280,00	165,00	3,40	20	20
D-60 (PERKINS)	80 / 85	1236-C	Sachs	327,00	184,10	3,80	27	27
D-60 (PERKINS)	/ 82	RC/817	Luk	327,00	192,00	3,90	30	30
D-70 (DETROIT)	76 / 85	1236-C	Sachs	327,00	184,10	3,80	27	27
D-70 (MAXION)	Todos	RC/817	Luk	327,00	192,00	3,90	30	30
D-70 (PERKINS)	70 / 85	RC/740-X	Sachs	302,0	171,0	4,00	20	20
D-80 (MAXION)	Todos	RC/817	Luk	327,00	192,00	3,90	30	30
D-80 (PERKIS)	70 / 85	RC/740-X	Sachs	302,0	171,0	4,00	20	20
D-90 (MAXION)	Todos	RC/817	Luk	327,00	192,00	3,90	30	30
DIPLOMATA (2.5 / 4.1)	Todos	RA/707	Sachs	231,8	155,6	3,50	18	18
DIPLOMATA (2.5 / 4.1)	Todos	RA/760	Luk	230,0	155,0	3,55	8	8
GMC 12.170	12-99 /	RC/825	Luk	346,0	220,0	4,40	22	22
GMC 12.170	Todos	RC/817	Luk	327,00	192,00	3,90	30	30
GMC 14.190	12-99 /	RC/825	Luk	346,0	220,0	4,40	22	22
GMC 16.220	Todos	RC/825	Luk	346,0	220,0	4,40	22	22
GMC 6.000	Todos	1166-A	Sachs	280,00	165,00	3,40	20	20
GRAND BLAZER (MWM Turbo)	Todos	RC/819	Luk	300,00	180,00	3,90	20	20
IPANEMA (1.8 / 2.0)	93 /	RA/804	Luk	216,0	146,0	3,45	8	8
IPANEMA (1.8 / 2.0)	07-86 / 92	RA/747	Luk	210,00	134,00	3,50	8	8
IPANEMA (1.8 / 2.0)	07-86 / 92	RA/756	Sachs	210,00	134,00	3,50	8	8
KADETT (1.8 / 2.0)	93 /	RA/804	Luk	216,0	146,0	3,45	8	8
KADETT (1.8 / 2.0)	02-93 /	8026-B	Luk	215,10	144,90	3,45	8	8
KADETT (1.8 / 2.0)	07-86 / 92	RA/747	Luk	210,00	134,00	3,50	8	8
KADETT (1.8 / 2.0)	07-86 / 92	RA/756	Sachs	210,00	134,00	3,50	8	8
MARAJÓ (1.0 / 1.4 / 1.6)	73 /	RA/719	Sachs / Luk	203,2	152,4	3,43	9	9
MARAJÓ (1.0 / 1.4 / 1.6)	73 /	RA/737	Sachs / Luk	200,0	130,0	3,50	8	8
MARAJÓ (1.0 / 1.4 / 1.6)		RA/739	Sachs / Luk	190,0	134,0	3,50	8	8
MONZA (1.6)	/ 06-86	RA/749	Sachs / Luk	203,7	131,0	3,50	8	8
MONZA (1.6)	/ 06-86	RA/756	Sachs	210,00	134,00	3,50	8	8
MONZA (1.8 / 2.0)	02-93 /	8026-B	Luk	215,10	144,90	3,45	8	8
MONZA (1.8 / 2.0)	07-86 / 92	RA/747	Luk	210,00	134,00	3,50	8	8
MONZA (1.8 / 2.0)	07-86 / 92	RA/756	Sachs	210,00	134,00	3,50	8	8
OMEGA (2.0)	Todos	8026-B	Luk	215,10	144,90	3,45	8	8
OPALA (2.5 / 4.1)	Todos	RA/707	Sachs	231,8	155,6	3,50	18	18
OPALA (2.5 / 4.1)	Todos	RA/760	Luk	230,0	155,0	3,55	8	8
OPEL K-180		740-RA		200,00	136,00	3,45	8	8
S-10 (2.2 L)		RA/797	Luk	228,0	150,0	3,35	8	8
S-10 (2.2 L)	95 /	RA/792	Luk	228,00	155,00	3,35	8	8
S-10 (2.4 Gasolina)	Todos	RA/862	Luk	240,00	180,00	3,40	8	8
S-10 (4.3 Gasolina)	02-01 /	RA/802	Luk	258,00	175,00	3,65	8	8
S-10 (4.3 V6)	Todos	RA/842	Luk	300,0	230,0	3,45	10	10
S-10 (4.3 V6)	Todos	RA/846	Luk	300,0	230,0	3,50	12	12
SILVERADO (MWM Turbo)	Todos	RC/819	Luk	300,00	180,00	3,90	20	20
VECTRA (2.0 8 / 16V)	Todos	RA/804	Luk	216,00	146,00	3,45	8	8
VECTRA (2.2 8 / 16V)	Todos	RA/797	Luk	228,00	150,00	3,35	8	8

MODEL / MODELO	YEAR - AÑO	REF.:	SYSTEM SISTEMA	Ø EXT.	Ø INT.	ESP.	HOLES - AGUJEROS	
							PAS.	ESC.
<b>CHEVROLET</b>								
VERANEIO	Todos	1166-A	Sachs	280,00	165,00	3,40	20	20
VERANEIO (4.1 L)	Todos	1057-F	Sachs	254,0	152,4	3,60	18	18
ZAFIRA (2.0 8V / 16V)	Todos	RA/806	Luk	205,00	134,00	3,50	8	8

<b>CITROËN</b>								
3 CV		651-RA		155,00	115,00	3,05	6	6
AMI 8		651-RA		155,00	115,00	3,05	6	6

<b>CUMMINS</b>								
RC-210	73 / 76	RC/718	Sachs	380,0	200,0	4,10	0	32
RCA-210	73 / 76	RC/718	Sachs	380,0	200,0	4,10	0	32
RL-413	70 / 72	RC/709	Sachs	380,0	200,0	3,50	16	32
RSL-413	70 / 72	RC/709	Sachs	380,0	200,0	3,50	16	32
U-413	70 / 72	RC/709	Sachs	380,0	200,0	3,50	16	32
UC-210	73 / 76	RC/718	Sachs	380,0	200,0	4,10	0	32
UCE-210	73 / 76	RC/718	Sachs	380,0	200,0	4,10	0	32
UCL-210	73 / 76	RC/718	Sachs	380,0	200,0	4,10	0	32
URL-413	70 / 72	RC/709	Sachs	380,0	200,0	3,50	16	32

<b>DKW</b>								
AUTOMÓVEL	50 / 67	RA/736	Sachs / Luk	180,0	124,0	3,80	8	8
CAMIONETA	50 / 67	RA/736	Sachs / Luk	180,0	124,0	3,80	8	8
FISSORE	50 / 67	RA/736	Sachs / Luk	180,0	124,0	3,80	8	8
JEEP	50 / 67	RA/736	Sachs / Luk	180,0	124,0	3,80	8	8

<b>DODGE</b>								
1500		736-W-RA	Wobron	200,00	130,00	3,30	8	8
1500 (1800)		740-RA		200,00	136,00	3,45	8	8
D-100	69 / 77	1166-A	Sachs	280,00	165,00	3,40	20	20
D-1000		RC/764		352,40	203,20	4,00	27	27
D-1400	71 / 85	1236-C	Sachs	327,00	184,10	3,80	27	27
D-1400 (MWM e PERKINS)	Todos	RC/817	Luk	327,00	192,00	3,90	30	30
D-400	69 / 77	1166-A	Sachs	280,00	165,00	3,40	20	20
D-700	71 / 85	1236-C	Sachs	327,00	184,10	3,80	27	27
D-700 (MWM e PERKINS)	69 / 82	RC/819	Luk	300,00	180,00	3,90	20	20
D-750 (MWM e PERKINS)	70 / 82	RC/819	Luk	300,00	180,00	3,90	20	20
D-900	71 / 85	1236-C	Sachs	327,00	184,10	3,80	27	27
D-900 (MWM e PERKINS)	71 / 85	RC/817	Luk	327,00	192,00	3,90	30	30
D-900 (MWM e PERKINS)	71 / 82	RC/819	Luk	300,00	180,00	3,90	20	20
D-950	71 / 85	1236-C	Sachs	327,00	184,10	3,80	27	27
D-950 (MWM e PERKINS)	Todos	RC/817	Luk	327,00	192,00	3,90	30	30
P-400	69 / 77	1166-A	Sachs	280,00	165,00	3,40	20	20
P-500 (MWM e PERKINS)	Todos	RC/817	Luk	327,00	192,00	3,90	30	30
P-700 (MWM e PERKINS)	Todos	RC/817	Luk	327,00	192,00	3,90	30	30
P-900	71 / 85	1236-C	Sachs	327,00	184,10	3,80	27	27
POLARA		993-A		235,00	152,40	3,20	16	16
POLARA		993-A-RA		235,00	152,40	3,45	16	16
VALIANT		993-A		235,00	152,40	3,20	16	16
VALIANT		993-A-RA		235,00	152,40	3,45	16	16
VALIANT		1057-B		254,00	152,40	3,20	18	18

<b>FIAT</b>								
120	Todos	RC/740-X	Sachs	302,0	171,0	4,00	20	20
125		736-V		200,00	130,00	3,30	6	6
128		740-RA		200,00	136,00	3,45	8	8
128		774-RA-D		180,00	124,00	3,40	8	8
128		774-RA-I		180,00	124,00	3,40	8	8
130	Todos	RC/743	Sachs	330,0	195,0	3,60	16	32
140	Todos	RC/743	Sachs	330,0	195,0	3,60	16	32
147		612-RA		170,00	120,00	3,00	6	6
600		654-RA		155,00	115,00	3,95	6	6

MODEL / MODELO	YEAR - AÑO	REF.:	SYSTEM SISTEMA	Ø EXT.	Ø INT.	ESP.	HOLES - AGUJEROS	
							PAS.	ESC.
<b>FIAT</b>								
1500		736-V		200,00	130,00	3,30	6	6
1600		736-V		200,00	130,00	3,30	6	6
128 (1.5)		743-B	Valeo	180,00	124,00	3,20	6	6
147 (1.3 D)		612-RA		170,00	120,00	3,00	6	6
147 (1050 / 1300 / 1500)	/ 08-88	RA/744	Luk	181,5	127,0	3,20	6	6
147 (1050 / 1300 / 1500)	/ 08-88	RA/736	Sachs / Luk	180,0	124,0	3,80	8	8
600 E		651-RA		155,00	115,00	3,05	6	6
600 S		655-B-RA		160,00	110,00	3,05	6	6
619 N / T Bi Disco		RC/764		352,40	203,20	4,00	27	27
BRAVA (1.6ie)	Todos	RA/805	Luk	200,00	134,00	3,05	8	8
DOBLÒ (1.6)	00 /	RA/805	Luk	200,00	134,00	3,05	8	8
DUCATO		RA/847		236,0	165,0	3,50	8	8
DUCATO		RA/792	Luk	228,00	155,00	3,35	8	8
DUNA (1.7 D)		RA/781		200,00	136,00	3,20	6	6
DUNA (1500 / 1600)	08-88 /	RA/759	Luk	181,50	127,00	3,45	8	8
ELBA (1050 / 1300 / 1500)	/ 08-88	RA/744	Luk	181,5	127,0	3,20	6	6
ELBA (1050 / 1300 / 1500)	/ 08-88	RA/736	Sachs / Luk	180,0	124,0	3,80	8	8
ELBA (1500 / 1600)	08-88 /	RA/758	Sachs	181,5	127,0	3,45	6	6
ELBA (1500 / 1600)	08-88 /	RA/739	Sachs / Luk	190,00	134,00	3,50	8	8
ELBA (1500 / 1600)	08-88 /	RA/759	Luk	181,50	127,00	3,45	8	8
FIAT-180	Todos	RC/709	Sachs	380,00	200,00	3,50	16	32
FIAT-190	Todos	1367	Albarus	349,30	187,30	4,45	0	30
FIAT-210	Todos	RC/709	Sachs	380,00	200,00	3,50	16	32
FIAT-80	Todos	1166-A	Sachs	280,00	165,00	3,40	20	20
FIORINO (1500 / 1600)	08-88 /	RA/758	Sachs	181,5	127,0	3,45	6	6
FIORINO (1500 / 1600)	08-88 /	RA/739	Sachs / Luk	190,00	134,00	3,50	8	8
FIORINO (1500 / 1600)	08-88 /	RA/759	Luk	181,50	127,00	3,45	8	8
MILLE (1.0)	91 / 06-94	RA/762	Luk	180,0	126,5	3,50	6	6
MILLE BRIO (1.0)	91 / 06-94	RA/762	Luk	180,0	126,5	3,50	6	6
MILLE ELETRONIC (1.0)	91 / 06-94	RA/762	Luk	180,0	126,5	3,50	6	6
MILLE ELX (1.0)	91 / 06-94	RA/762	Luk	180,0	126,5	3,50	6	6
OGGI (1050 / 1300 / 1500)	/ 08-88	RA/744	Luk	181,5	127,0	3,20	6	6
OGGI (1050 / 1300 / 1500)	/ 08-88	RA/736	Sachs / Luk	180,0	124,0	3,80	8	8
PALIO (1.6 16V)	Todos	RA/805	Luk	200,00	134,00	3,05	8	8
PALIO (1.8)	Todos	RA/856		204,0	134,0	3,00	6	6
PALIO (FIRE 1.0 16V)	01/	RA/765	Luk	180,0	134,0	3,15	8	8
PALIO (FIRE 1.0 8V)	01/	RA/765	Luk	180,0	134,0	3,15	8	8
PALIO (FIRE 1.3 8V)	03/	RA/765	Luk	180,0	134,0	3,15	8	8
PALIO ED (1.0)	96 /	RA/783	Luk	181,50	134,00	3,50	8	8
PALIO EDX (1.0)	96 /	RA/783	Luk	181,50	134,00	3,50	8	8
PALIO EL (1.5)	96 /	RA/793	Luk	190,00	134,00	3,25	8	8
PALIO WEEKEND (1.6 16V)	Todos	RA/805	Luk	200,00	134,00	3,05	8	8
PALIO WEEKEND (FIRE 1.0 16V)	01/	RA/765	Luk	180,0	134,0	3,15	8	8
PALIO WEEKEND (FIRE 1.3 8V)	03/	RA/765	Luk	180,0	134,0	3,15	8	8
PANORAMA (1050 / 1300 / 1500)	/ 08-88	RA/744	Luk	181,5	127,0	3,20	6	6
PANORAMA (1050 / 1300 / 1500)	/ 08-88	RA/736	Sachs / Luk	180,0	124,0	3,80	8	8
PICK-UP (1050 / 1300 / 1500)	/ 08-88	RA/744	Luk	181,5	127,0	3,20	6	6
PICK-UP (1050 / 1300 / 1500)	/ 08-88	RA/736	Sachs / Luk	180,0	124,0	3,80	8	8
PICK-UP (1500 / 1600)	08-88 /	RA/758	Sachs	181,5	127,0	3,45	6	6
PICK-UP (1500 / 1600)	08-88 /	RA/739	Sachs / Luk	190,00	134,00	3,50	8	8
PICK-UP (1500 / 1600)	08-88 /	RA/759	Luk	181,50	127,00	3,45	8	8
PREMIO (1050 / 1300 / 1500)	/ 08-88	RA/744	Luk	181,5	127,0	3,20	6	6
PREMIO (1050 / 1300 / 1500)	/ 08-88	RA/736	Sachs / Luk	180,0	124,0	3,80	8	8
PREMIO (1500 / 1600)	08-88 /	RA/758	Sachs	181,5	127,0	3,45	6	6
PRÉMIO (1500 / 1600)	08-88 /	RA/739	Sachs / Luk	190,00	134,00	3,50	8	8
PRÉMIO (1500 / 1600)	08-88 /	RA/759	Luk	181,50	127,00	3,45	8	8
REGATTA (1.5)		743-B	Valeo	180,00	124,00	3,20	6	6
REGATTA 85		RA/739-RA	Sachs / Luk	190,00	134,00	3,20	8	8
REGATTA 85		RA/739-RA-A	Luk / Valeo	190,00	134,00	3,20	6	6
SIENA (1.0)	Todos	RA/799	Luk	181,50	134,00	3,10	8	8
SIENA (1.6 16V)	Todos	RA/805	Luk	200,00	134,00	3,05	8	8

MODEL / MODELO	YEAR - AÑO	REF.:	SYSTEM SISTEMA	Ø EXT.	Ø INT.	ESP.	HOLES - AGUJEROS	
							PAS.	ESC.
<b>FIAT</b>								
SIENA (FIRE 1.0 16V)	01/03	RA/765	Luk	180,0	134,0	3,15	8	8
SIENA (FIRE 1.0 8V)	02/	RA/765	Luk	180,0	134,0	3,15	8	8
SIENA (FIRE 1.3 8V)	03/	RA/765	Luk	180,0	134,0	3,15	8	8
SPAZIO		612-RA		170,00	120,00	3,00	6	6
STRADA (1.6 8V / 16V)	Todos	RA/805	Luk	200,00	134,00	3,05	8	8
STRADA (FIRE 1.3 8V)	03/	RA/765	Luk	180,0	134,0	3,15	8	8
TEMPRA (2.0)	92 /	8026-B	Luk	215,10	144,90	3,45	8	8
TIPO (1.6 IE)	96 /	RA/793	Luk	190,00	134,00	3,25	8	8
TIPO (2.0)	92 /	8026-B	Luk	215,10	144,90	3,45	8	8
UNO (1.7 D)		RA/781		200,00	136,00	3,20	6	6
UNO (1050 / 1300 / 1500)	/ 08-88	RA/744	Luk	181,5	127,0	3,20	6	6
UNO (1050 / 1300 / 1500)	/ 08-88	RA/736	Sachs / Luk	180,0	124,0	3,80	8	8
UNO (1500 / 1600)	08-88 /	RA/758	Sachs	181,5	127,0	3,45	6	6
UNO (1500 / 1600)	08-88 /	RA/739	Sachs / Luk	190,00	134,00	3,50	8	8
UNO (1500 / 1600)	08-88 /	RA/759	Luk	181,50	127,00	3,45	8	8
UNO MILLE (FIRE 1.0 8V)	02/	RA/765	Luk	180,0	134,0	3,15	8	8

<b>FNM (Alfa Romeo)</b>								
D-11000	58 / 70	RC/706	Sachs	380,0	200,0	4,00	0	36
FNM-180	71 / 77	RC/718	Sachs	380,0	200,0	4,10	0	32
FNM-190	71 / 77	RC/718	Sachs	380,0	200,0	4,10	0	32
FNM-210	71 / 77	RC/718	Sachs	380,0	200,0	4,10	0	32

<b>FORD</b>								
AERO-WILLYS	Todos	884	Sachs	215,9	130,2	3,60	8	8
B 1618 Ómnibus (MWM 6.10)	Todos	RC/755	Sachs	349,30	212,70	4,00	20	20
B 1621 (MWM)	Todos	RC/816	Sachs	350,00	195,00	4,25	16	32
B 1621 Ómnibus (MWM 6.10)	Todos	RC/784	Luk	365,00	220,00	4,90	22	22
BELINA (1.3)	/ 5-77	RA/807	Luk	170,0	115,0	3,30	6	6
BELINA (1.4)	06-77 / 79	RA/715	Sachs	170,0	120,0	3,00	6	6
BELINA II (1.4)	06-77 / 79	RA/734	Luk	180,0	124,0	3,50	8	8
BELINA II (1.4)	06-77 / 79	RA/736	Sachs / Luk	180,0	124,0	3,80	8	8
BELINA II (1.6)	/ 80	RA/746	Sachs	190,0	134,0	3,60	8	8
BELINA II (1.6)	80 /	RA/737	Sachs / Luk	200,0	130,0	3,50	8	8
BELINA II (1.6)	80 /	RA/746	Sachs	190,0	134,0	3,60	8	8
C-1113	/ 91	1236-C	Sachs	327,00	184,10	3,80	27	27
C-1113 (MWM D229.6)	Todos	RC/817	Luk	327,00	192,00	3,90	30	30
C-1114 (FNH 6.6 L)	/ 91	RC/768	Sachs	325,0	190,5	4,30	20	20
C-1117 (6.6 L e 7.8 L)	Todos	RC/755	Sachs	349,30	212,70	4,00	20	20
C-1215	Todos	RC/818	Eaton	349,20	186,50	3,85	0	30
C-1215 (FNH 6.6 L)	/ 91	RC/768	Sachs	325,0	190,5	4,30	20	20
C-1215 (FNH 6.6 L)	92 /	RC/755	Sachs	349,30	212,70	4,00	20	20
C-1313	/ 91	1236-C	Sachs	327,00	184,10	3,80	27	27
C-1313 (MWM D229.6)	Todos	RC/817	Luk	327,00	192,00	3,90	30	30
C-1314 (FNH 6.6 L)	/ 91	RC/768	Sachs	325,0	190,5	4,30	20	20
C-1317 (6.6 L / 7.8 L)	Todos	RC/755	Sachs	349,30	212,70	4,00	20	20
C-1415	Todos	RC/818	Eaton	349,20	186,50	3,85	0	30
C-1415 (FNH 6.6 L)	/ 91	RC/768	Sachs	325,0	190,5	4,30	20	20
C-1418 (6.6 L / 7.8 L)	Todos	RC/755	Sachs	349,30	212,70	4,00	20	20
C-1419	Todos	RC/818	Eaton	349,20	186,50	3,85	0	30
C-1419 (6.6 L / 7.8 L)	Todos	RC/755	Sachs	349,30	212,70	4,00	20	20
C-1421 (CUMMINS)	Todos	RC/709-X	Sachs	380,0	200,0	4,00	16	32
C-1421 (FNH 7.8L T - 210 CV)	Todos	RC/832	Sachs	351,0	213,0	4,40	30	30
C-1422	/ 91	1236-C	Sachs	327,00	184,10	3,80	27	27
C-1422 (CUMMINS 6CT / 6CTAA)	Todos	RC/709-X	Sachs	380,0	200,0	4,00	16	32
C-1422 (CUMMINS)	Todos	RC/818	Eaton	349,20	186,50	3,85	0	30
C-1514 (FNH 6.6 L)	/ 91	RC/768	Sachs	325,0	190,5	4,30	20	20
C-1517 (6.6 L / 7.8 L)	Todos	RC/755	Sachs	349,30	212,70	4,00	20	20
C-1615 (FNH 6.6 L)	/ 91	RC/768	Sachs	325,0	190,5	4,30	20	20
C-1617 (6.6 L / 7.8 L)	Todos	RC/755	Sachs	349,30	212,70	4,00	20	20
C-1618 (6.6 L / 7.8 L)	Todos	RC/755	Sachs	349,30	212,70	4,00	20	20

MODEL / MODELO	YEAR - AÑO	REF.:	SYSTEM SISTEMA	Ø EXT.	Ø INT.	ESP.	HOLES - AGUJEROS	
							PAS.	ESC.
<b>FORD</b>								
C-1619 (6.6 L / 7.8 L)	Todos	RC/755	Sachs	349,30	212,70	4,00	20	20
C-1621 (FNH 7.8L T - 210 CV)	Todos	RC/832	Sachs	351,0	213,0	4,40	30	30
C-1622 (6.6 L / 7.8 L)	Todos	RC/755	Sachs	349,30	212,70	4,00	20	20
C-1622 (CUMMINS 6CT / 6CTAA)	Todos	RC/709-X	Sachs	380,0	200,0	4,00	16	32
C-1622 (CUMMINS)	Todos	RC/818	Eaton	349,20	186,50	3,85	0	30
C-1624 (FNH 7.8L T - 240 CV)	Todos	RC/832	Sachs	351,0	213,0	4,40	30	30
C-1630 (CUMMINS 6CT / 6CTAA)	Todos	RC/709-X	Sachs	380,0	200,0	4,00	16	32
C-1721 (CUMMINS 6CT / 6CTAA)	Todos	RC/709-X	Sachs	380,0	200,0	4,00	16	32
C-1722 (CUMMINS 6CT / 6CTAA)	Todos	RC/709-X	Sachs	380,0	200,0	4,00	16	32
C-1722e (CUMMINS INTERACT 6220 P5)	Todos	RC/709-X	Sachs	380,0	200,0	4,00	16	32
C-1730 (CUMMINS 6CT / 6CTAA)	Todos	RC/709-X	Sachs	380,0	200,0	4,00	16	32
C-1731 (CUMMINS 6CT / 6CTAA)	Todos	RC/709-X	Sachs	380,0	200,0	4,00	16	32
C-2217 (6.6 L / 7.8 L)	Todos	RC/755	Sachs	349,30	212,70	4,00	20	20
C-2218 (6.6 L / 7.8 L)	Todos	RC/755	Sachs	349,30	212,70	4,00	20	20
C-2218-T (6.6 L / 7.8 L)	Todos	RC/755	Sachs	349,30	212,70	4,00	20	20
C-2219 (6.6 L / 7.8 L)	Todos	RC/755	Sachs	349,30	212,70	4,00	20	20
C-2219-T (6.6 L/e 7.8 L)	Todos	RC/755	Sachs	349,30	212,70	4,00	20	20
C-2319 (6.6 L / 7.8 L)	Todos	RC/755	Sachs	349,30	212,70	4,00	20	20
C-2321 (FNH 7.8L T - 210 CV)	Todos	RC/832	Sachs	351,0	213,0	4,40	30	30
C-2322 (6.6 L / 7.8 L)	Todos	RC/755	Sachs	349,30	212,70	4,00	20	20
C-2322 (CUMMINS 6CT / 6CTAA)	Todos	RC/709-X	Sachs	380,0	200,0	4,00	16	32
C-2322 (CUMMINS)	Todos	RC/818	Eaton	349,20	186,50	3,85	0	30
C-2324 (CUMMINS 6CT / 6CTAA)	Todos	RC/709-X	Sachs	380,0	200,0	4,00	16	32
C-2324 (FNH 7.8L T - 240 CV)	Todos	RC/832	Sachs	351,0	213,0	4,40	30	30
C-2421 (CUMMINS 6CT / 6CTAA)	Todos	RC/709-X	Sachs	380,0	200,0	4,00	16	32
C-2422 (6.6 L / 7.8 L)	Todos	RC/755	Sachs	349,30	212,70	4,00	20	20
C-2422 (CUMMINS 6CT / 6CTAA)	Todos	RC/709-X	Sachs	380,0	200,0	4,00	16	32
C-2422 Doble (CUMMINS)	Todos	RC/818	Eaton	349,20	186,50	3,85	0	30
C-2422e (CUMMINS INTERACT 6220 P5)	Todos	RC/709-X	Sachs	380,0	200,0	4,00	16	32
C-2425 (CUMMINS 6CT / 6CTAA)	Todos	RC/709-X	Sachs	380,0	200,0	4,00	16	32
C-2425 Doble (CUMMINS)	Todos	RC/818	Eaton	349,20	186,50	3,85	0	30
C-2428e (CUMMINS INTERACT 6275 P5)	Todos	RC/709-X	Sachs	380,0	200,0	4,00	16	32
C-2622 (CUMMINS 6CT / 6CTAA)	Todos	RC/709-X	Sachs	380,0	200,0	4,00	16	32
C-2622e (CUMMINS INTERACT 6220 P5)	Todos	RC/709-X	Sachs	380,0	200,0	4,00	16	32
C-2626 (CUMMINS 6CT / 6CTAA)	Todos	RC/709-X	Sachs	380,0	200,0	4,00	16	32
C-2628e (CUMMINS INTERACT 6275 P5)	Todos	RC/709-X	Sachs	380,0	200,0	4,00	16	32
C-2630 (CUMMINS 6CT / 6CTAA)	Todos	RC/709-X	Sachs	380,0	200,0	4,00	16	32
C-2630 Doble (CUMMINS)	Todos	RC/818	Eaton	349,20	186,50	3,85	0	30
C-2631 (CUMMINS 6CT / 6CTAA)	Todos	RC/709-X	Sachs	380,0	200,0	4,00	16	32
C-2632 E (6X4)	Todos	RC/859	Sachs	395,0	240,0	3,50	16	32
C-3021 (FNH 7.8L T - 210 CV)	Todos	RC/832	Sachs	351,0	213,0	4,40	30	30
C-3222 (CUMMINS 6CT / 6CTAA)	Todos	RC/709-X	Sachs	380,0	200,0	4,00	16	32
C-3224 (CUMMINS 6CT / 6CTAA)	Todos	RC/709-X	Sachs	380,0	200,0	4,00	16	32
C-3224 (FNH 7.8L T - 240 CV)	Todos	RC/832	Sachs	351,0	213,0	4,40	30	30
C-3530 (6.6 L / 7.8 L)	Todos	RC/755	Sachs	349,30	212,70	4,00	20	20
C-3530 (CUMMINS 6CT / 6CTAA)	Todos	RC/709-X	Sachs	380,0	200,0	4,00	16	32
C-4030 (6.6 L / 7.8 L)	Todos	RC/755	Sachs	349,30	212,70	4,00	20	20
C-4030 (CUMMINS 6CT / 6CTAA)	Todos	RC/709-X	Sachs	380,0	200,0	4,00	16	32
C-4030 Doble (CUMMINS)	Todos	RC/818	Eaton	349,20	186,50	3,85	0	30
C-4031 (CUMMINS 6CT / 6CTAA)	Todos	RC/709-X	Sachs	380,0	200,0	4,00	16	32
C-4331 (CUMMINS 6CT / 6CTAA)	Todos	RC/709-X	Sachs	380,0	200,0	4,00	16	32
C-4432 (4X2)	Todos	RC/859	Sachs	395,0	240,0	3,50	16	32
C-5032 E (6X4)	Todos	RC/859	Sachs	395,0	240,0	3,50	16	32
C-814 (CUMMINS 4BTAA)	Todos	RC/817	Luk	327,00	192,00	3,90	30	30
C-815 (CUMMINS 4BTAA)	Todos	RC/817	Luk	327,00	192,00	3,90	30	30
CORCEL (1.3)	/ 5-77	RA/807	Luk	170,0	115,0	3,30	6	6
CORCEL (1.4)	06-77 / 79	RA/715	Sachs	170,0	120,0	3,00	6	6
CORCEL II (1.4)	06-77 / 79	RA/734	Luk	180,0	124,0	3,50	8	8
CORCEL II (1.4)	06-77 / 79	RA/736	Sachs / Luk	180,0	124,0	3,80	8	8
CORCEL II (1.6)	Todos	RA/746	Sachs	190,0	134,0	3,60	8	8
CORCEL II (1.6)	80 /	RA/737	Sachs / Luk	200,0	130,0	3,50	8	8

MODEL / MODELO	YEAR - AÑO	REF.:	SYSTEM SISTEMA	Ø EXT.	Ø INT.	ESP.	HOLES - AGUJEROS	
							PAS.	ESC.
<b>FORD</b>								
DEL REY (1.6)	80 /	RA/737	Sachs / Luk	200,0	130,0	3,50	8	8
DEL REY (1.6)	80 /	RA/746	Sachs	190,0	134,0	3,60	8	8
ESCORT (1.3 / 1.6)	Todos	RA/737	Sachs / Luk	200,00	130,00	3,50	8	8
ESCORT (1.3 / 1.6)	90 / 01-93	RA/785	Luk	200,00	134,00	3,45	8	8
ESCORT (1.8 / 2.0)	Todos	RA/756	Sachs	210,00	134,00	3,50	8	8
ESCORT (1.8 / 2.0)	Todos	RA/761	Luk	209,00	144,00	3,50	8	8
ESCORT (1.8 / 2.0)	02-93 /	RA/772	Luk	216,00	150,00	3,80	8	8
ESCORT (1.8 / 2.0)	/ 01-93	RA/815	Sachs	209,00	144,00	3,50	8	8
ESCORT (ZETEC)	99 /	RA/796	Luk	210,00	155,00	3,30	8	8
ESCORT 1.8 ZETEC ROCAM	02-93 / 96	RA/863	Sachs	220,00	155,00	3,50	8	8
EXPLORER (4.0 - 6 Cil)	09-97 /	RA/801	Luk	258,00	175,00	3,80	8	8
F-100	81 / 88	8026-B	Luk	215,1	144,9	3,45	8	8
F-100	65 / 80	1166-A	Sachs	280,00	165,00	3,40	20	20
F-100 (Caja Clark)	96	1057-B (3.45)		254,00	152,40	3,45	18	18
F-1000 (FORD 3.6 L)	70 /	1057-F	Sachs	254,0	152,4	3,60	18	18
F-1000 (MWM 4.10T)	Todos	RC/817	Luk	327,00	192,00	3,90	30	30
F-1000 (MWM D229.4)	04-92 / 02-96	RC/819	Luk	300,00	180,00	3,90	20	20
F-1000 4x2 (MWM 4.4 L)	/ 03-92	1166-A	Sachs	280,00	165,00	3,40	20	20
F-1000 4x2 (MWM 4.4 L)	04-92 /	RC/775	Luk	280,00	165,00	4,00	20	20
F-1000 4x4 (MWM 4.4 L)	/ 03-92	1166-A	Sachs	280,00	165,00	3,40	20	20
F-1000 4x4 (MWM 4.4 L)	04-92 /	RC/775	Luk	280,00	165,00	4,00	20	20
F-1000 Turbo		RC/798	Sachs	300,00	175,00	4,00	20	20
F-1000 Turbo (MAXION HSD)		RA/795	Luk	252,00	184,50	3,60	8	8
F-1000 Turbo (MWM)		RC/776	Sachs	300,00	175,00	3,70	20	20
F-11000	/ 91	1236-C	Sachs	327,00	184,10	3,80	27	27
F-11000 (MAXION 6357-2)	Todos	RC/817	Luk	327,00	192,00	3,90	30	30
F-11000 (MWM D229.6)	Todos	RC/817	Luk	327,00	192,00	3,90	30	30
F-12000	/ 91	1236-C	Sachs	327,00	184,10	3,80	27	27
F-12000		RC/754		327,00	184,10	4,20	27	27
F-12000 (CUMMINS)	Todos	RC/709-X	Sachs	380,0	200,0	4,00	16	32
F-12000 (FNH 6.6 L) Ónibus	92 /	RC/755	Sachs	349,30	212,70	4,00	20	20
F-12000 (MAXION 6357-2)	Todos	RC/817	Luk	327,00	192,00	3,90	30	30
F-12000 Ómnibus (FNH 6.6 L)	92 /	RC/755	Sachs	349,30	212,70	4,00	20	20
F-13000	/ 91	1236-C	Sachs	327,00	184,10	3,80	27	27
F-13000 (MWM D229.6)	Todos	RC/817	Luk	327,00	192,00	3,90	30	30
F-14000	/ 91	1236-C	Sachs	327,00	184,10	3,80	27	27
F-14000		RC/754		327,00	184,10	4,20	27	27
F-14000 (CUMMINS)	Todos	RC/709-X	Sachs	380,0	200,0	4,00	16	32
F-14000 (MWM D229.6)	Todos	RC/817	Luk	327,00	192,00	3,90	30	30
F-14000 Doble (CUMMINS 6BTAA)	Todos	RC/818	Eaton	349,20	186,50	3,85	0	30
F-14000 Dupla (CUMMINS 6BTAA)	Todos	RC/818	Eaton	349,2	186,5	3,85	0	30
F-14000 HD (MWM 6.10 186 CV)	Todos	RC/817	Luk	327,00	192,00	3,90	30	30
F-16000 (CUMMINS)	Todos	RC/709-X	Sachs	380,0	200,0	4,00	16	32
F-16000 Doble (CUMMINS 6BTAA)	Todos	RC/818	Eaton	349,20	186,50	3,85	0	30
F-19000	/ 91	1236-C	Sachs	327,00	184,10	3,80	27	27
F-19000 (MWM D229.6)	Todos	RC/817	Luk	327,00	192,00	3,90	30	30
F-2000 (MWM 4.4 L)	/ 03-92	1166-A	Sachs	280,00	165,00	3,40	20	20
F-2000 (MWM 4.4 L)	04-92 /	RC/775	Luk	280,00	165,00	4,00	20	20
F-21000	/ 91	1236-C	Sachs	327,00	184,10	3,80	27	27
F-21000 (MWM D229.6)	Todos	RC/817	Luk	327,00	192,00	3,90	30	30
F-22000	/ 91	1236-C	Sachs	327,00	184,10	3,80	27	27
F-22000 (MWM D229.6)	Todos	RC/817	Luk	327,00	192,00	3,90	30	30
F-250 (3.9 Diesel)	98/	RC/833	Luk	303,0	174,0	3,90	20	20
F-250 (4.2 Turbo Diesel)	98/	RC/833	Luk	303,0	174,0	3,90	20	20
F-350	65 / 78	1166-A	Sachs	280,00	165,00	3,40	20	20
F-350 (3.9 Diesel)	98/	RC/833	Luk	303,0	174,0	3,90	20	20
F-400	65 / 78	1166-A	Sachs	280,00	165,00	3,40	20	20
F-4000 (3.9 Diesel)	98/	RC/833	Luk	303,0	174,0	3,90	20	20
F-4000 (MWM 4.3T 135 CV)	03-96 /	RC/817	Luk	327,00	192,00	3,90	30	30
F-4000 (MWM 4.4 L)	/ 03-92	1166-A	Sachs	280,00	165,00	3,40	20	20
F-4000 (MWM 4.4 L)	04-92 /	RC/775	Luk	280,00	165,00	4,00	20	20



MODEL / MODELO	YEAR - AÑO	REF.:	SYSTEM SISTEMA	Ø EXT.	Ø INT.	ESP.	HOLES - AGUJEROS	
							PAS.	ESC.
<b>FORD</b>								
F-600	72 / 75	RC/740-X	Sachs	302,0	171,0	4,00	20	20
F-600	65 / 71	1166-A	Sachs	280,00	165,00	3,40	20	20
F-600	76 / 80	1236-C	Sachs	327,00	184,10	3,80	27	27
F-600 (Diesel)	Todos	RC/817	Luk	327,00	192,00	3,90	30	30
F-600 (PERKINS)	70 /	RC/740	Sachs	302,0	171,0	3,56	20	20
F-7000	/ 91	1236-C	Sachs	327,00	184,10	3,80	27	27
F-7000 (MAXION 6357-2)	Todos	RC/817	Luk	327,00	192,00	3,90	30	30
F-7000 (MWM D229.6)	Todos	RC/817	Luk	327,00	192,00	3,90	30	30
F-750	/ 91	1236-C	Sachs	327,00	184,10	3,80	27	27
F-750 (Diesel)	Todos (Diesel)	RC/817	Luk	327,00	192,00	3,90	30	30
F-8500	/ 91	1236-C	Sachs	327,00	184,10	3,80	27	27
FAIRLANE (V8)	Todos	1166-A	Sachs	280,00	165,00	3,40	20	20
FALCON		993-A		235,00	152,40	3,20	16	16
FALCON		993-A-RA		235,00	152,40	3,45	16	16
FALCON		993-A		235,00	152,40	3,20	16	16
FALCON		993-A-RA		235,00	152,40	3,45	16	16
FALCON FUTURA (221)		1057-B		254,00	152,40	3,20	18	18
FALCON SPRINT (221)		1057-B		254,00	152,40	3,20	18	18
FIESTA (1.0 / 1.3)		RA/824		180,00	134,00	3,40	8	8
FIESTA (ZETEC)	99 /	RA/796	Luk	210,00	155,00	3,30	8	8
FT-7000	/ 91	1236-C	Sachs	327,00	184,10	3,80	27	27
FT-7000	Todos	RC/817	Luk	327,00	192,00	3,90	30	30
FT-8000	/ 91	1236-C	Sachs	327,00	184,10	3,80	27	27
GALAXIE (1.8 / 2.0)	84 /	RA/747	Luk	210,00	134,00	3,50	8	8
GALAXIE (1.8 / 2.0)		RA/756	Sachs	210,00	134,00	3,50	8	8
GALAXIE-500	Todos	1095	Sachs	266,7	165,1	3,43	20	20
ITAMARATY	Todos	884	Sachs	215,9	130,2	3,60	8	8
JEEP	Todos	884	Sachs	215,9	130,2	3,60	8	8
KA (1.0 / 1.3)		RA/824		180,00	134,00	3,40	8	8
LANDAU	Todos	1095	Sachs	266,7	165,1	3,43	20	20
LTD	Todos	1095	Sachs	266,7	165,1	3,43	20	20
MAVERICK 4 Cil	Todos	8026-B	Luk	215,1	144,9	3,45	8	8
MAVERICK 6 Cil	Todos	884	Sachs	215,9	130,2	3,60	8	8
MAVERICK 8 Cil	Todos	1057-F	Sachs	254,0	152,4	3,60	18	18
ORION (1.8 / 2.0)	02-93 /	RA/772	Luk	216,00	150,00	3,80	8	8
PAMPA (1.6)	80 /	RA/737	Sachs / Luk	200,0	130,0	3,50	8	8
PAMPA (1.6)	80 /	RA/746	Sachs	190,0	134,0	3,60	8	8
PAMPA (1.8 e 2.0)	/ 12-94	RA/747	Luk	210,0	134,0	3,50	8	8
PAMPA (1.8 e 2.0)	/ 12-94	RA/756	Sachs	210,0	134,0	3,50	8	8
PAMPA 4x4 (1.6)	91 /	RA/737	Sachs / Luk	200,0	130,0	3,50	8	8
PICK-UP	Todos	884	Sachs	215,9	130,2	3,60	8	8
PICK-UP F-75	Todos	884	Sachs	215,9	130,2	3,60	8	8
RANGER (4.0 6 Cil)	09-97 /	RA/801	Luk	258,00	175,00	3,80	8	8
RANGER (4.0 6 Cil)	/ 08-97	RA/795	Luk	252,00	184,50	3,60	8	8
ROYALE (1.8 / 2.0)	/ 12-94	RA/747	Luk	210,0	134,0	3,50	8	8
ROYALE (1.8 / 2.0)	/ 12-94	RA/756	Sachs	210,0	134,0	3,50	8	8
RURAL	Todos	884	Sachs	215,9	130,2	3,60	8	8
SCALA (1.6)	80 /	RA/737	Sachs / Luk	200,0	130,0	3,50	8	8
SCALA (1.6)	80 /	RA/746	Sachs	190,0	134,0	3,60	8	8
SCALA (1.8 / 2.0)	/ 12-94	RA/747	Luk	210,0	134,0	3,50	8	8
SCALA (1.8 / 2.0)	/ 12-94	RA/756	Sachs	210,0	134,0	3,50	8	8
TAUNUS GT / SP (2.3)	Todos	8016-RA		215,00	145,00	3,25	6	6
TAUNUS GT / SP (2.3)	Todos	8016-RA-T		215,00	145,00	3,05	6	6
TAUNUS GXL (2.0 / 2.3)	Todos	8016-RA		215,00	145,00	3,25	6	6
TAUNUS GXL (2.0 / 2.3)	Todos	8016-RA-T		215,00	145,00	3,05	6	6
TAUNUS L (2.0)	Todos	8016-RA		215,00	145,00	3,25	6	6
TAUNUS L (2.0)	Todos	8016-RA-T		215,00	145,00	3,05	6	6
VERONA (1.3 / 1.6)	Todos	RA/737	Sachs / Luk	200,00	130,00	3,50	8	8
VERONA (1.3 / 1.6)	90 / 01-93	RA/785	Luk	200,00	134,00	3,45	8	8
VERONA (1.8 / 2.0)	/ 12-94	RA/747	Luk	210,0	134,0	3,50	8	8
VERONA (1.8 / 2.0)	/ 01-93	RA/815	Sachs	209,0	144,0	3,50	8	8

MODEL / MODELO	YEAR - AÑO	REF.:	SYSTEM SISTEMA	Ø EXT.	Ø INT.	ESP.	HOLES - AGUJEROS	
							PAS.	ESC.
<b>FORD</b>								
VERONA (1.8 / 2.0)	Todos	RA/756	Sachs	210,00	134,00	3,50	8	8
VERONA (1.8 / 2.0)	Todos	RA/761	Luk	209,00	144,00	3,50	8	8
VERONA (1.8 / 2.0)	02-93 /	RA/772	Luk	216,00	150,00	3,80	8	8
VERSAILLES (1.8 / 2.0)	/ 12-94	RA/747	Luk	210,0	134,0	3,50	8	8
VERSAILLES (1.8 / 2.0)	/ 12-94	RA/756	Sachs	210,0	134,0	3,50	8	8

<b>HANOMAG</b>								
		RC/711		350,00	195,00	4,00	0	36

<b>INTERNATIONAL</b>								
AC-184	56 / 65	RC/740-X	Sachs	302,0	171,0	4,00	20	20
N-184	57 / 65	RC/740-X	Sachs	302,0	171,0	4,00	20	20
NV-184	57 / 65	RC/740-X	Sachs	302,0	171,0	4,00	20	20
TRACTOR WD6		RT/690	Freno	165,1	88,9	4,80	0	12
TRACTOR WD9		RT/692	Freno	203,0	127,0	4,75	0	18
		1367		349,30	187,30	4,45	0	30

<b>IVECO</b>								
EUROCARGO 120 E 15		RC/748	Sachs	350,00	195,00	3,50	16	32
EUROCARGO 150 E 18 (8060.45A)		RC/748	Sachs	350,00	195,00	3,50	16	32
EUROCARGO 150 E 18 (8060.45A)		RC/748	Sachs	350,00	195,00	3,50	16	32
EUROCARGO TECTOR CC 170 E 22	01-05 /	RC/709-X	Sachs	380,0	200,0	4,00	16	32
EUROCARGO TECTOR CC 170 E 23	Todos	RC/709-X	Sachs	380,0	200,0	4,00	16	32
EUROTECH 450 E 37 HT (8210.42 KA)		RC/767	Sachs	430,0	240,0	3,50	16	32
EUROTECH 450 E 37 HT (8210.42 KA)		RC/748	Sachs	350,00	195,00	3,50	16	32
EUROTECH 450 E 37 T (8210.42 KA)		RC/767	Sachs	430,0	240,0	3,50	16	32
EUROTECH 450 E 37 T (8210.42 KA)		RC/748	Sachs	350,00	195,00	3,50	16	32
EUROTRAKKER		RC/767	Sachs	430,0	240,0	3,50	16	32
EUROTRAKKER		RC/767	Sachs	430,00	240,00	3,50	18	36
EUROTRAKKER		RC/789	Sachs	430,00	240,00	4,00	18	36
EUROTRAKKER		RC/752	Sachs	420,00	220,00	3,50	18	36
EUROTRAKKER		RC/752 (3,8)	Sachs	420,00	220,00	3,80	18	36
EUROTRAKKER		RC/752 (4,0)	Sachs	420,00	220,00	4,00	18	36

<b>LADA</b>								
LAIKA	Todos	RA/763	Importado	200,00	130,00	3,30	6	6
NIVA	Todos	RA/763	Importado	200,00	130,00	3,30	6	6
SAMARA	Todos	RA/763	Importado	200,00	130,00	3,30	6	6

<b>MAGIRUS DEUTZ</b>								
		RC/710	Sachs	280,00	165,00	3,50	12	24
		RC/711		350,00	195,00	4,00	0	36

<b>MAN</b>								
		1367		349,30	187,30	4,45	0	30
		RC/710	Sachs	280,00	165,00	3,50	12	24
		RC/711		350,00	195,00	4,00	0	36

<b>MARCOPOLO</b>								
VOLARE A5 (MWM Sprint)	Todos	RC/776	Sachs	300,00	175,00	3,70	20	20
VOLARE		RC/848	Sachs	325,0	192,0	3,40	16	32
VOLARE A6 (MWM Sprint)	Todos	RC/776	Sachs	300,00	175,00	3,70	20	20
VOLARE A8 (MWM 4.1 TCA)	Todos	1236-C	Sachs	327,00	184,10	3,80	27	27

<b>MERCEDES-BENZ</b>								
312		1166-A	Sachs	280,00	165,00	3,40	20	20
911		1166-A	Sachs	280,00	165,00	3,40	20	20
1112		1166-A	Sachs	280,00	165,00	3,40	20	20
1112		1166-A-X	Sachs	280,00	165,00	4,00	20	20
1114		1166-A-X	Sachs	280,00	165,00	4,00	20	20
6600		RC/711		350,00	195,00	4,00	0	36

MODEL / MODELO	YEAR - AÑO	REF.:	SYSTEM SISTEMA	Ø EXT.	Ø INT.	ESP.	HOLES - AGUJEROS	
							PAS.	ESC.
<b>MERCEDES-BENZ</b>								
1111 (OM-321 85 CV)		RC/710	Sachs	280,00	165,00	3,50	12	24
1113 (OM-352 130 CV)		RC/710	Sachs	280,00	165,00	3,50	12	24
1113 (OM-352 130 CV)		RC/713	Luk	311,00	190,00	4,40	20	20
1113 (OM-352 130 CV)		RC/714	Sachs	310,00	175,00	3,80	12	24
1113 (OM-352 130 CV)		RC/717	Sachs	310,00	175,00	4,40	20	20
1114 (OM-352 130 CV)		RC/713	Luk	311,00	190,00	4,40	20	20
1114 (OM-352 130 CV)		RC/714	Sachs	310,00	175,00	3,80	12	24
1114 (OM-352 130 CV)		RC/717	Sachs	310,00	175,00	4,40	20	20
1114 (OM-366 136 CV)		RC/712	Sachs	330,00	184,00	3,50	12	24
1114 (OM-366 136 CV)		RC/771	Luk	330,00	184,00	4,40	30	30
1116 (OM-352A 156 CV)		RC/713	Luk	311,00	190,00	4,40	20	20
1116 (OM-352A 156 CV)		RC/714	Sachs	310,00	175,00	3,80	12	24
1116 (OM-352A 156 CV)		RC/717	Sachs	310,00	175,00	4,40	20	20
1117 (OM-366A 177 CV)	Todos	RC/813	Sachs	349,20	212,70	4,30	20	20
1214 (OM-366 136 CV)		RC/712	Sachs	330,00	184,00	3,50	12	24
1214 (OM-366 136 CV)		RC/771	Luk	330,00	184,00	4,40	30	30
1215C Electrónico (OM-904LA - 152 CV)	Todos	RC/821	Valeo	363,00	236,50	4,50	0	36
1215C Electrónico		RC/844		362,0	236,5	4,20	16	32
1217 (OM-366A 177 CV)	96 /	RC/813	Sachs	349,20	212,70	4,30	20	20
1218 (OM-366A 184 CV)		RC/712	Sachs	330,00	184,00	3,50	12	24
1218 (OM-366A 184 CV)		RC/771	Luk	330,00	184,00	4,40	30	30
1218 Serie Brasil	96 /	RC/813	Sachs	349,20	212,70	4,30	20	20
1313 (OM-352/352A)		RC/713	Luk	311,00	190,00	4,40	20	20
1313 (OM-352/352A)		RC/714	Sachs	310,00	175,00	3,80	12	24
1313 (OM-352/352A)		RC/717	Sachs	310,00	175,00	4,40	20	20
1314 (OM-352 130 CV)		RC/713	Luk	311,00	190,00	4,40	20	20
1314 (OM-352 130 CV)		RC/714	Sachs	310,00	175,00	3,80	12	24
1314 (OM-352 130 CV)		RC/717	Sachs	310,00	175,00	4,40	20	20
1314 (OM-366 136 CV)		RC/712	Sachs	330,00	184,00	3,50	12	24
1314 (OM-366 136 CV)		RC/771	Luk	330,00	184,00	4,40	30	30
1316 (OM-352A 156 CV)		RC/713	Luk	311,00	190,00	4,40	20	20
1316 (OM-352A 156 CV)		RC/714	Sachs	310,00	175,00	3,80	12	24
1316 (OM-352A 156 CV)		RC/717	Sachs	310,00	175,00	4,40	20	20
1317 (OM-352A 156 CV)		RC/713	Luk	311,00	190,00	4,40	20	20
1317 (OM-352A 156 CV)		RC/714	Sachs	310,00	175,00	3,80	12	24
1317 (OM-352A 156 CV)		RC/717	Sachs	310,00	175,00	4,40	20	20
1317 (OM-366A 184 CV)		RC/712	Sachs	330,00	184,00	3,50	12	24
1317 (OM-366A 184 CV)		RC/771	Luk	330,00	184,00	4,40	30	30
1318 (OM-352A 168 CV)		RC/712	Sachs	330,00	184,00	3,50	12	24
1318 (OM-352A 168 CV)		RC/771	Luk	330,00	184,00	4,40	30	30
1318 (OM-352A 168 CV)		RC/712 (3,8)	Sachs	330,00	184,00	3,80	12	24
1318 (OM-366A 177 CV)		RC/748	Sachs	350,00	195,00	3,50	16	32
1318 (OM-366A 177 CV)		RC/788	Sachs	350,00	195,00	4,00	16	32
1319 (OM-366A 177 CV)		RC/748	Sachs	350,00	195,00	3,50	16	32
1319 (OM-366A 177 CV)	95 /	RC/813	Sachs	349,20	212,70	4,30	20	20
1319 (OM-366A 177 CV)		RC/788	Sachs	350,00	195,00	4,00	16	32
1414 (OM-366 136 CV)		RC/712	Sachs	330,00	184,00	3,50	12	24
1414 (OM-366 136 CV)		RC/771	Luk	330,00	184,00	4,40	30	30
1417 (OM-366A 177 CV)	96 /	RC/813	Sachs	349,20	212,70	4,30	20	20
1417 Electrónico (OM-904LA - 152 CV)	Todos	RC/821	Valeo	363,00	236,50	4,50	0	36
1418 (OM-355/5 192 CV)		RC/709	Sachs	380,00	200,00	3,50	16	32
1418 (OM-355/5 192 CV)		RC/718	Sachs	380,00	200,00	4,10	0	32
1418 (OM-366A 184 CV)		RC/712	Sachs	330,00	184,00	3,50	12	24
1418 (OM-366A 184 CV)		RC/771	Luk	330,00	184,00	4,40	30	30
1418 Serie Brasil	96 /	RC/813	Sachs	349,20	212,70	4,30	20	20
1419 (OM-366A 177CV)	85 /	RC/813	Sachs	349,20	212,70	4,30	20	20
1513 (OM-352 130 CV)		RC/713	Luk	311,00	190,00	4,40	20	20
1513 (OM-352 130 CV)		RC/714	Sachs	310,00	175,00	3,80	12	24
1513 (OM-352 130 CV)		RC/717	Sachs	310,00	175,00	4,40	20	20
1514 (OM-352 130 CV)		RC/713	Luk	311,00	190,00	4,40	20	20
1514 (OM-352 130 CV)		RC/714	Sachs	310,00	175,00	3,80	12	24

MODEL / MODELO	YEAR - AÑO	REF.:	SYSTEM SISTEMA	Ø EXT.	Ø INT.	ESP.	HOLES - AGUJEROS	
							PAS.	ESC.
<b>MERCEDES-BENZ</b>								
1514 (OM-352 130 CV)		RC/717	Sachs	310,00	175,00	4,40	20	20
1516 (OM-352A 156 CV)		RC/713	Luk	311,00	190,00	4,40	20	20
1516 (OM-352A 156 CV)		RC/714	Sachs	310,00	175,00	3,80	12	24
1516 (OM-352A 156 CV)		RC/717	Sachs	310,00	175,00	4,40	20	20
1517 (OM-352A 156 CV)		RC/713	Luk	311,00	190,00	4,40	20	20
1517 (OM-352A 156 CV)		RC/714	Sachs	310,00	175,00	3,80	12	24
1517 (OM-352A 156 CV)		RC/717	Sachs	310,00	175,00	4,40	20	20
1517 (OM-366A 184 CV)		RC/712	Sachs	330,00	184,00	3,50	12	24
1517 (OM-366A 184 CV)		RC/771	Luk	330,00	184,00	4,40	30	30
1518 (OM-352A 156 CV)		RC/713	Luk	311,00	190,00	4,40	20	20
1518 (OM-352A 156 CV)		RC/714	Sachs	310,00	175,00	3,80	12	24
1518 (OM-352A 156 CV)		RC/717	Sachs	310,00	175,00	4,40	20	20
1518 (OM-352A 168 CV)		RC/712	Sachs	330,00	184,00	3,50	12	24
1518 (OM-352A 168 CV)		RC/771	Luk	330,00	184,00	4,40	30	30
1518 (OM-352A 168 CV)		RC/712 (3,8)	Sachs	330,00	184,00	3,80	12	24
1518 (OM-366A 177 CV)		RC/748	Sachs	350,00	195,00	3,50	16	32
1518 (OM-366A 177 CV)		RC/788	Sachs	350,00	195,00	4,00	16	32
1519 (OM-355/5 192 CV)		RC/709	Sachs	380,00	200,00	3,50	16	32
1519 (OM-355/5 192 CV)		RC/718	Sachs	380,00	200,00	4,10	0	32
1519 (OM-355/5 192 CV)		RC/709-X		380,00	200,00	4,00	16	32
1520 (OM-355/5 192 CV)		RC/709	Sachs	380,00	200,00	3,50	16	32
1520 (OM-355/5 192 CV)		RC/718	Sachs	380,00	200,00	4,10	0	32
1524 (OM-355/5A 238 CV)		RC/709	Sachs	380,00	200,00	3,50	16	32
1524 (OM-355/5A 238 CV)		RC/718	Sachs	380,00	200,00	4,10	0	32
1525 (OM-349A 252 CV)		RC/752	Sachs	420,00	220,00	3,50	18	36
1525 (OM-355/5A 238 CV)		RC/709	Sachs	380,00	200,00	3,50	16	32
1525 (OM-355/5A 238 CV)		RC/718	Sachs	380,00	200,00	4,10	0	32
1614 (OM-366 136 CV)		RC/712	Sachs	330,00	184,00	3,50	12	24
1614 (OM-366 136 CV)		RC/771	Luk	330,00	184,00	4,40	30	30
1614 (OM-366 136 CV)		RC/712 (3,8)	Sachs	330,00	184,00	3,80	12	24
1614 (OM-366 136 CV)		RC/787	Sachs	330,00	184,00	4,00	12	24
1618 (OM-366A 177 CV)		RC/748	Sachs	350,00	195,00	3,50	16	32
1618 (OM-366A 177 CV)		RC/788	Sachs	350,00	195,00	4,00	16	32
1618 (OM-366A 184 CV)		RC/712	Sachs	330,00	184,00	3,50	12	24
1618 (OM-366A 184 CV)		RC/771	Luk	330,00	184,00	4,40	30	30
1618 (OM-366A 184 CV)		RC/712 (3,8)	Sachs	330,00	184,00	3,80	12	24
1618 (OM-366A 184 CV)		RC/787	Sachs	330,00	184,00	4,00	12	24
1620 Serie Brasil	96 /	RC/813	Sachs	349,20	212,70	4,30	20	20
1621 (OM-366LA 210 CV)		RC/748	Sachs	350,00	195,00	3,50	16	32
1621 (OM-366LA 210 CV)	Todos	RC/813	Sachs	349,20	212,70	4,30	20	20
1621 (OM-366LA 210 CV)		RC/787	Sachs	330,00	184,00	4,00	12	24
1621 (OM-366LA 210 CV)		RC/788	Sachs	350,00	195,00	4,00	16	32
1622 (OM-366LA 210 CV)		RC/748	Sachs	350,00	195,00	3,50	16	32
1622 (OM-366LA 210 CV)		RC/788	Sachs	350,00	195,00	4,00	16	32
1625 (OM-349A 252 CV)		RC/752	Sachs	420,00	220,00	3,50	18	36
1630 (OM-449LA 300 CV)		RC/752	Sachs	420,00	220,00	3,50	18	36
1717 (OM-366A 170CV)	96 /	RC/813	Sachs	349,20	212,70	4,30	20	20
1718 (OM-366A 184 CV)		RC/712	Sachs	330,00	184,00	3,50	12	24
1718 (OM-366A 184 CV)		RC/771	Luk	330,00	184,00	4,40	30	30
1720 (OM-366LA 204CV)	96 /	RC/813	Sachs	349,20	212,70	4,30	20	20
1721 (OM-366LA 210 CV)		RC/748	Sachs	350,00	195,00	3,50	16	32
1721 (OM-366LA 210 CV)	Todos	RC/813	Sachs	349,20	212,70	4,30	20	20
1721 (OM-366LA 210 CV)		RC/788	Sachs	350,00	195,00	4,00	16	32
1721S (OM-366LA 210 CV)		RC/748	Sachs	350,00	195,00	3,50	16	32
1721S (OM-366LA 210 CV)		RC/788	Sachs	350,00	195,00	4,00	16	32
1924 (OM-355/6 240 CV)	/ 08-77	RC/709	Sachs	380,00	200,00	3,50	16	32
1924 (OM-355/6 240 CV)	/ 08-77	RC/718	Sachs	380,00	200,00	4,10	0	32
1924 (OM-355/6 240 CV)	09-77 /	RC/752	Sachs	420,00	220,00	3,50	18	36
1924A (OM-355/6A 285 CV)		RC/752	Sachs	420,00	220,00	3,50	18	36
1929 (OM-355/6A 285 CV)		RC/752	Sachs	420,00	220,00	3,50	18	36
1929 (OM-447A 290 CV)		RC/752	Sachs	420,00	220,00	3,50	18	36

MODEL / MODELO	YEAR - AÑO	REF.:	SYSTEM SISTEMA	Ø EXT.	Ø INT.	ESP.	HOLES - AGUJEROS	
							PAS.	ESC.
<b>MERCEDES-BENZ</b>								
1932 (OM-355G/6A 326/340 CV)		RC/752	Sachs	420,00	220,00	3,50	18	36
1933 (OM-355G/6A 326/340 CV)		RC/752	Sachs	420,00	220,00	3,50	18	36
1934 (OM-355G/6A 326/340 CV)		RC/752	Sachs	420,00	220,00	3,50	18	36
1935 (OM-447LA 354 CV)	02-94 /	RC/767	Sachs	430,00	240,00	3,50	18	36
1935 (OM-447LA 354 CV) Disco externo	/ 01-94	RC/751-E	Sachs	380,00	250,00	4,00	0	36
1935 (OM-447LA 354 CV) Disco Interno	/ 01-94	RC/751	Sachs	380,00	250,00	3,50	16	32
1941 (OM-447LA 354 CV)	02-94 /	RC/767	Sachs	430,00	240,00	3,50	18	36
1941 (OM-447LA 354 CV) Disco externo	/ 01-94	RC/751-E	Sachs	380,00	250,00	4,00	0	36
1941 (OM-447LA 354 CV) Disco Interno	/ 01-94	RC/751	Sachs	380,00	250,00	3,50	16	32
2013 (OM-352 130 CV)		RC/713	Luk	311,00	190,00	4,40	20	20
2013 (OM-352 130 CV)		RC/714	Sachs	310,00	175,00	3,80	12	24
2013 (OM-352 130 CV)		RC/717	Sachs	310,00	175,00	4,40	20	20
2014 (OM-352 130 CV)		RC/713	Luk	311,00	190,00	4,40	20	20
2014 (OM-352 130 CV)		RC/714	Sachs	310,00	175,00	3,80	12	24
2014 (OM-352 130 CV)		RC/717	Sachs	310,00	175,00	4,40	20	20
2213 (OM-352 130 CV)		RC/713	Luk	311,00	190,00	4,40	20	20
2213 (OM-352 130 CV)		RC/714	Sachs	310,00	175,00	3,80	12	24
2213 (OM-352 130 CV)		RC/717	Sachs	310,00	175,00	4,40	20	20
2214 (OM-352 130 CV)		RC/713	Luk	311,00	190,00	4,40	20	20
2214 (OM-352 130 CV)		RC/714	Sachs	310,00	175,00	3,80	12	24
2214 (OM-352 130 CV)		RC/717	Sachs	310,00	175,00	4,40	20	20
2214 (OM-366 136 CV)		RC/712	Sachs	330,00	184,00	3,50	12	24
2214 (OM-366 136 CV)		RC/771	Luk	330,00	184,00	4,40	30	30
2214 (OM-366 136 CV)		RC/712 (3,8)	Sachs	330,00	184,00	3,80	12	24
2216 (OM-352A 156 CV)		RC/713	Luk	311,00	190,00	4,40	20	20
2216 (OM-352A 156 CV)		RC/714	Sachs	310,00	175,00	3,80	12	24
2216 (OM-352A 156 CV)		RC/717	Sachs	310,00	175,00	4,40	20	20
2216 (OM-3520 155 CV)		RC/712	Sachs	330,00	184,00	3,50	12	24
2216 (OM-3520 155 CV)		RC/771	Luk	330,00	184,00	4,40	30	30
2217 (OM-352A 156 CV)		RC/713	Luk	311,00	190,00	4,40	20	20
2217 (OM-352A 156 CV)		RC/714	Sachs	310,00	175,00	3,80	12	24
2217 (OM-352A 156 CV)		RC/717	Sachs	310,00	175,00	4,40	20	20
2219 (OM-355/5 192 CV)		RC/709	Sachs	380,00	200,00	3,50	16	32
2219 (OM-355/5 192 CV)		RC/718	Sachs	380,00	200,00	4,10	0	32
2220 (OM-355/5 192 CV)		RC/709	Sachs	380,00	200,00	3,50	16	32
2220 (OM-355/5 192 CV)		RC/718	Sachs	380,00	200,00	4,10	0	32
2225 (OM-349A 252 CV)		RC/752	Sachs	420,00	220,00	3,50	18	36
2225 (OM-355/5A 238 CV)		RC/709	Sachs	380,00	200,00	3,50	16	32
2225 (OM-355/5A 238 CV)		RC/718	Sachs	380,00	200,00	4,10	0	32
2314 (OM-366 136 CV)		RC/712	Sachs	330,00	184,00	3,50	12	24
2314 (OM-366 136 CV)		RC/771	Luk	330,00	184,00	4,40	30	30
2318 (OM-366A 184 CV)		RC/712	Sachs	330,00	184,00	3,50	12	24
2318 (OM-366A 184 CV)		RC/771	Luk	330,00	184,00	4,40	30	30
2324 (OM-906LA)	Todos	RC/830	Sachs	395,0	270,0	3,50	16	32
2325 (OM-349A 252 CV)		RC/752	Sachs	420,00	220,00	3,50	18	36
2428 (OM-906LA)	Todos	RC/831	Sachs	395,0	240,0	3,50	16	32
2638 Electrónico (OM457LA - 380 CV)	Todos	RC/822	Sachs	400,00	250,00	3,50	16	32
321 (OM-321 85 CV)		RC/710	Sachs	280,00	165,00	3,50	12	24
608 (OM-314 85 CV)		RC/716	Sachs	250,00	165,00	3,50	18	12
709 (OM-364 95 CV)		RC/710	Sachs	280,00	165,00	3,50	12	24
712 (OM-364A 122 CV)		RC/713	Luk	311,00	190,00	4,40	20	20
712 (OM-364A 122 CV)		RC/714	Sachs	310,00	175,00	3,80	12	24
712 (OM-364A 122 CV)		RC/717	Sachs	310,00	175,00	4,40	20	20
712 C Electrónico (OM-904LA - 122 CV)	Todos	RC/821	Valeo	363,00	236,50	4,50	0	36
914 (OM-364LA 136 CV)		RC/713	Luk	311,00	190,00	4,40	20	20
914 (OM-364LA 136 CV)		RC/714	Sachs	310,00	175,00	3,80	12	24
914 (OM-364LA 136 CV)		RC/717	Sachs	310,00	175,00	4,40	20	20
914 C Electrónico (OM-904LA - 136 CV)	Todos	RC/821	Valeo	363,00	236,50	4,50	0	36
ATEGO 1418 (OM 904 LA Eletronico)	04 /	RC/839	Sachs	362,0	236,5	4,20	20	20
ATEGO 1518 (OM 904 LA Eletronico)	04 /	RC/839	Sachs	362,0	236,5	4,20	20	20
ATEGO 1718 (OM 904 LA Eletronico)	04 /	RC/839	Sachs	362,0	236,5	4,20	20	20

MODEL / MODELO	YEAR - AÑO	REF.:	SYSTEM SISTEMA	Ø EXT.	Ø INT.	ESP.	HOLES - AGUJEROS	
							PAS.	ESC.
<b>MERCEDES-BENZ</b>								
ATEGO 1725 (OM 906 LA Electrónico)	04 /	RC/835	Valeo	395,0	240,0	4,50	18	18
ATEGO 2425 (OM 906 LA Electrónico)	04 /	RC/835	Valeo	395,0	240,0	4,50	18	18
L-1218 (OM 904 LA Electronico)		RC/839	Sachs	362,0	236,5	4,20	20	20
L-2635 (OM-447LA 354 CV) Disco externo	/ 01-94	RC/751-E	Sachs	380,00	250,00	4,00	0	36
L-2635 (OM-447LA 354 CV) Disco Interno	/ 01-94	RC/751	Sachs	380,00	250,00	3,50	16	32
L-608 (OM-314 85 CV)		RC/716	Sachs	250,00	165,00	3,50	18	12
L-610 (OM-314 85 CV)		RC/716	Sachs	250,00	165,00	3,50	18	12
L-708E (OM-314 85 CV)		RC/716	Sachs	250,00	165,00	3,50	18	12
LK-1218 (OM 904 LA Electronico)		RC/839	Sachs	362,0	236,5	4,20	20	20
LO-608 (OM-314 85 CV)		RC/716	Sachs	250,00	165,00	3,50	18	12
LO-708E (OM-314 85 CV)		RC/716	Sachs	250,00	165,00	3,50	18	12
LO-812 (OM-364 95 CV)		RC/710	Sachs	280,00	165,00	3,50	12	24
LO-812 (OM-364A 122 CV)		RC/713	Luk	311,00	190,00	4,40	20	20
LO-812 (OM-364A 122 CV)		RC/714	Sachs	310,00	175,00	3,80	12	24
LO-812 (OM-364A 122 CV)		RC/717	Sachs	310,00	175,00	4,40	20	20
LP-1113 (OM-352 130 CV)		RC/710	Sachs	280,00	165,00	3,50	12	24
LPO-1113 (OM-352 130 CV)		RC/710	Sachs	280,00	165,00	3,50	12	24
LS-2635 Doble (OM-447LA 354 CV) Disco externo	/ 01-94	RC/751-E	Sachs	380,00	250,00	4,00	0	36
LS-2635 Doble (OM-447LA 354 CV) Disco Interno	/ 01-94	RC/751	Sachs	380,00	250,00	3,50	16	32
O-321 (OM-321 85 CV)	Todos	RC/710	Sachs	280,00	165,00	3,50	12	24
O-326 (OM-326 140 CV)	68 /	RC/709	Sachs	380,00	200,00	3,50	16	32
O-326 (OM-355/5 192 CV)	66 / 68	RC/709	Sachs	380,00	200,00	3,50	16	32
O-326 (OM-355/6 210 CV)	71 / 75	RC/709	Sachs	380,00	200,00	3,50	16	32
O-352 (OM-352 130 CV)	/ 71	RC/710	Sachs	280,00	165,00	3,50	12	24
O-355 (OM-355/6)	72 / 78	RC/709	Sachs	380,00	200,00	3,50	16	32
O-362 (OM-352 130 CV)	/ 79	RC/713	Luk	311,00	190,00	4,40	20	20
O-362 (OM-352 130 CV)	/ 79	RC/714	Sachs	310,00	175,00	3,80	12	24
O-362 (OM-352A 156 CV)	Todos	RC/713	Luk	311,00	190,00	4,40	20	20
O-362 (OM-352A 156 CV)	Todos	RC/714	Sachs	310,00	175,00	3,80	12	24
O-364 (OM-352A 156 CV)	Todos	RC/713	Luk	311,00	190,00	4,40	20	20
O-364 (OM-352A 156 CV)	Todos	RC/714	Sachs	310,00	175,00	3,80	12	24
O-364 RST (OM-355/5 192 CV)		RC/709	Sachs	380,00	200,00	3,50	16	32
O-364 RST (OM-355/5 192 CV)		RC/718	Sachs	380,00	200,00	4,10	0	32
O-364-11R (OM-352 130 CV)		RC/713	Luk	311,00	190,00	4,40	20	20
O-364-11R (OM-352 130 CV)		RC/714	Sachs	310,00	175,00	3,80	12	24
O-364-11R (OM-352 130 CV)		RC/717	Sachs	310,00	175,00	4,40	20	20
O-364-11RST (OM-352 130 CV)		RC/713	Luk	311,00	190,00	4,40	20	20
O-364-11RST (OM-352 130 CV)		RC/714	Sachs	310,00	175,00	3,80	12	24
O-364-11RST (OM-352 130 CV)		RC/717	Sachs	310,00	175,00	4,40	20	20
O-364-12R (OM-352 130 CV)		RC/713	Luk	311,00	190,00	4,40	20	20
O-364-12R (OM-352 130 CV)		RC/714	Sachs	310,00	175,00	3,80	12	24
O-364-12R (OM-352 130 CV)		RC/717	Sachs	310,00	175,00	4,40	20	20
O-364-12R (OM-352A 156 CV)		RC/713	Luk	311,00	190,00	4,40	20	20
O-364-12R (OM-352A 156 CV)		RC/714	Sachs	310,00	175,00	3,80	12	24
O-364-12RST (OM-355/5 192 CV)		RC/709	Sachs	380,00	200,00	3,50	16	32
O-364-12RST (OM-355/5 192 CV)		RC/718	Sachs	380,00	200,00	4,10	0	32
O-364-13R (OM-355/6 210CV)		RC/709	Sachs	380,00	200,00	3,50	16	32
O-365 (OM-352 130 CV)		RC/713	Luk	311,00	190,00	4,40	20	20
O-365 (OM-352 130 CV)		RC/714	Sachs	310,00	175,00	3,80	12	24
O-365 (OM-352 130 CV)		RC/717	Sachs	310,00	175,00	4,40	20	20
O-365-11R (OM-352 130 CV)		RC/713	Luk	311,00	190,00	4,40	20	20
O-365-11R (OM-352 130 CV)		RC/714	Sachs	310,00	175,00	3,80	12	24
O-365-11R (OM-352 130 CV)		RC/717	Sachs	310,00	175,00	4,40	20	20
O-370 (OM-355/5 192 CV)		RC/709	Sachs	380,00	200,00	3,50	16	32
O-370 (OM-355/5 192 CV)		RC/718	Sachs	380,00	200,00	4,10	0	32
O-370 (OM-355/5A 238 CV)		RC/709	Sachs	380,00	200,00	3,50	16	32
O-370 (OM-355/5A 238 CV)		RC/718	Sachs	380,00	200,00	4,10	0	32
O-370 (OM-355/6A 285 CV)		RC/752	Sachs	420,00	220,00	3,50	18	36
O-370 (OM-355G/6A 326/340 CV)		RC/752	Sachs	420,00	220,00	3,50	18	36
O-370 (OM-366 136 CV)		RC/712	Sachs	330,00	184,00	3,50	12	24
O-370 (OM-366 136 CV)		RC/771	Luk	330,00	184,00	4,40	30	30

MODEL / MODELO	YEAR - AÑO	REF.:	SYSTEM SISTEMA	Ø EXT.	Ø INT.	ESP.	HOLES - AGUJEROS	
							PAS.	ESC.
<b>MERCEDES-BENZ</b>								
O-370 (OM-366A 184 CV)		RC/712	Sachs	330,00	184,00	3,50	12	24
O-370 (OM-366A 184 CV)		RC/771	Luk	330,00	184,00	4,40	30	30
O-371		RC/752 (3,8)	Sachs	420,00	220,00	3,50	18	36
O-371 (OM-366A 177CV)	93 /	RC/813	Sachs	349,20	212,70	4,30	20	20
O-371-R (OM-349A 252 CV)		RC/752	Sachs	420,00	220,00	3,50	18	36
O-371-R (OM-355/5A 238 CV)		RC/709	Sachs	380,00	200,00	3,50	16	32
O-371-R (OM-355/5A 238 CV)		RC/718	Sachs	380,00	200,00	4,10	0	32
O-371-R (OM-447LA 354 CV)	02-94 /	RC/767	Sachs	430,00	240,00	3,50	18	36
O-371-R (OM-449LA 300 CV)		RC/752	Sachs	420,00	220,00	3,50	18	36
O-371-RS (OM-355/6A 285 CV_		RC/752	Sachs	420,00	220,00	3,50	18	36
O-371-RS (OM-447LA 354 CV)	02-94 /	RC/767	Sachs	430,00	240,00	3,50	18	36
O-371-RS (OM-447LA 354 CV) Disco externo	/ 01-94	RC/751-E	Sachs	380,00	250,00	4,00	0	36
O-371-RS (OM-447LA 354 CV) Disco Interno	/ 01-94	RC/751	Sachs	380,00	250,00	3,50	16	32
O-371-RSD (OM-355G/6A 326/340 CV)		RC/752	Sachs	420,00	220,00	3,50	18	36
O-371-RSD (OM-447LA 354 CV)	02-94 /	RC/767	Sachs	430,00	240,00	3,50	18	36
O-371-RSD (OM-447LA 354 CV) Disco externo	/ 01-94	RC/751-E	Sachs	380,00	250,00	4,00	0	36
O-371-RSD (OM-447LA 354 CV) Disco Interno	/ 01-94	RC/751	Sachs	380,00	250,00	3,50	16	32
O-371-RSL (OM-447LA 354 CV)	02-94 /	RC/767	Sachs	430,00	240,00	3,50	18	36
O-371-U (OM-355/5 192 CV)		RC/709	Sachs	380,00	200,00	3,50	16	32
O-371-U (OM-355/5 192 CV)		RC/718	Sachs	380,00	200,00	4,10	0	32
O-371-U (OM-366 136 CV)		RC/712	Sachs	330,00	184,00	3,50	12	24
O-371-U (OM-366 136 CV)		RC/771	Luk	330,00	184,00	4,40	30	30
O-371-U (OM-366 136 CV)		RC/712 (3,8)	Sachs	330,00	184,00	3,80	12	24
O-371-U (OM-366 136 CV)		RC/787	Sachs	330,00	184,00	4,00	12	24
O-371-U (OM-366A 177 CV)		RC/748	Sachs	350,00	195,00	3,50	16	32
O-371-U (OM-366A 177 CV)		RC/788	Sachs	350,00	195,00	4,00	16	32
O-371-U (OM-366A 184 CV)		RC/712	Sachs	330,00	184,00	3,50	12	24
O-371-U (OM-366A 184 CV)		RC/771	Luk	330,00	184,00	4,40	30	30
O-371-U (OM-366A 184 CV)		RC/787	Sachs	330,00	184,00	4,00	12	24
O-371-U (OM-366G 156 CV)		RC/712	Sachs	330,00	184,00	3,50	12	24
O-371-U (OM-366G 156 CV)		RC/771	Luk	330,00	184,00	4,40	30	30
O-371-U (OM-366G 156 CV)		RC/787	Sachs	330,00	184,00	4,00	12	24
O-371-UP (OM-349A 252 CV)		RC/752	Sachs	420,00	220,00	3,50	18	36
O-371-UP (OM-355/5 192 CV)		RC/709	Sachs	380,00	200,00	3,50	16	32
O-371-UP (OM-355/5 192 CV)		RC/718	Sachs	380,00	200,00	4,10	0	32
O-371-UP (OM-355/5A 238 CV)	/ 11-91	RC/709	Sachs	380,00	200,00	3,50	16	32
O-371-UP (OM-355/5A 238 CV)	/ 11-91	RC/718	Sachs	380,00	200,00	4,10	0	32
O-371-UP (OM-447LA 354 CV)	02-94 /	RC/767	Sachs	430,00	240,00	3,50	18	36
O-371-UP (OM-449LA 300 CV)		RC/752	Sachs	420,00	220,00	3,50	18	36
O-400-R (OM-447LA 354 CV)	02-94 /	RC/767	Sachs	430,00	240,00	3,50	18	36
O-400-RS (OM-447LA 354 CV)	02-94 /	RC/767	Sachs	430,00	240,00	3,50	18	36
O-400-RSD (OM-447LA 354 CV)	02-94 /	RC/767	Sachs	430,00	240,00	3,50	18	36
O-400-RSL (OM-447LA 354 CV)	02-94 /	RC/767	Sachs	430,00	240,00	3,50	18	36
O-400-UP (OM-447LA 354 CV)	02-94 /	RC/767	Sachs	430,00	240,00	3,50	18	36
O-500-M (OM-926LA)	Todos	RC/831	Sachs	395,0	240,0	3,50	16	32
O-500-M 1725 (OM 906 LA Eletrônico)	02 /	RC/835	Valeo	395,0	240,0	4,50	18	18
OF-1113 (OM-352 130 CV)		RC/713	Luk	311,00	190,00	4,40	20	20
OF-1113 (OM-352 130 CV)		RC/714	Sachs	310,00	175,00	3,80	12	24
OF-1113 (OM-352 130 CV)		RC/717	Sachs	310,00	175,00	4,40	20	20
OF-1113 (OM-366 136 CV)		RC/771	Luk	330,00	184,00	4,40	30	30
OF-1113A (OM-366A 177CV)	Todos	RC/813	Sachs	349,20	212,70	4,30	20	20
OF-1114 (OM-352 130 CV)		RC/713	Luk	311,00	190,00	4,40	20	20
OF-1114 (OM-352 130 CV)		RC/714	Sachs	310,00	175,00	3,80	12	24
OF-1114 (OM-352 130 CV)		RC/717	Sachs	310,00	175,00	4,40	20	20
OF-1114 (OM-364LA 136 CV)		RC/713	Luk	311,00	190,00	4,40	20	20
OF-1114 (OM-364LA 136 CV)		RC/714	Sachs	310,00	175,00	3,80	12	24
OF-1114 (OM-364LA 136 CV)		RC/717	Sachs	310,00	175,00	4,40	20	20
OF-1115 (OM-366 136 CV)		RC/712	Sachs	330,00	184,00	3,50	12	24
OF-1115 (OM-366 136 CV)		RC/771	Luk	330,00	184,00	4,40	30	30
OF-1115 (OM-366G 156 CV)		RC/712	Sachs	330,00	184,00	3,50	12	24
OF-1115 (OM-366G 156 CV)		RC/771	Luk	330,00	184,00	4,40	30	30

MODEL / MODELO	YEAR - AÑO	REF.:	SYSTEM SISTEMA	Ø EXT.	Ø INT.	ESP.	HOLES - AGUJEROS	
							PAS.	ESC.
<b>MERCEDES-BENZ</b>								
OF-1313 (OM-352 130 CV)		RC/713	Luk	311,00	190,00	4,40	20	20
OF-1313 (OM-352 130 CV)		RC/714	Sachs	310,00	175,00	3,80	12	24
OF-1313 (OM-352 130 CV)		RC/717	Sachs	310,00	175,00	4,40	20	20
OF-1313 (OM-366 136 CV)		RC/712	Sachs	330,00	184,00	3,50	12	24
OF-1314 (OM-352 130 CV)		RC/713	Luk	311,00	190,00	4,40	20	20
OF-1314 (OM-352 130 CV)		RC/714	Sachs	310,00	175,00	3,80	12	24
OF-1314 (OM-352 130 CV)		RC/717	Sachs	310,00	175,00	4,40	20	20
OF-1315 (OM-366 136 CV)		RC/712	Sachs	330,00	184,00	3,50	12	24
OF-1315 (OM-366 136 CV)		RC/771	Luk	330,00	184,00	4,40	30	30
OF-1318 (OM-366 136 CV)		RC/712	Sachs	330,00	184,00	3,50	12	24
OF-1318 (OM-366 136 CV)		RC/771	Luk	330,00	184,00	4,40	30	30
OF-1318 (OM-366A 177 CV)	93 /	RC/813	Sachs	349,20	212,70	4,30	20	20
OF-1318 (OM-366A 184 CV)		RC/712	Sachs	330,00	184,00	3,50	12	24
OF-1318 (OM-366A 184 CV)		RC/771	Luk	330,00	184,00	4,40	30	30
OF-1417 (OM-904LA Electronico)		RC/837	Sachs	365,0	220,0	4,80	20	20
OF-1417 (OM-904LA Electronico)		RC/839	Sachs	362,0	236,5	4,20	20	20
OF-1618 (OM-366A 177 CV)	93 /	RC/814	Sachs	350,0	212,0	4,30	20	20
OF-1620 (OM-366LA 210 CV)		RC/748	Sachs	350,00	195,00	3,50	16	32
OF-1620 (OM-366LA 210 CV)		RC/788	Sachs	350,00	195,00	4,00	16	32
OF-1620 (OM366LA 231 CV)	Todos	RC/813	Sachs	349,20	212,70	4,30	20	20
OF-1719 (OM-906LA)	Todos	RC/830	Sachs	395,0	270,0	3,50	16	32
OF-1721 (OM366LA 231 CV)	Todos	RC/813	Sachs	349,20	212,70	4,30	20	20
OF-1721 (OM-906LA)	Todos	RC/830	Sachs	395,0	270,0	3,50	16	32
OF-1722 M (OM-906)		RC/853	Valeo	395,0	240,0	4,50	27	27
OF-1722 M (OM-924LA Electronico)	02 /	RC/835	Valeo	395,0	240,0	4,50	18	18
OH-1113A (OM-366A 177 CV)	Todos	RC/813	Sachs	349,20	212,70	4,30	20	20
OH-1313 (OM-352 130 CV)		RC/713	Luk	311,00	190,00	4,40	20	20
OH-1313 (OM-352 130 CV)		RC/714	Sachs	310,00	175,00	3,80	12	24
OH-1313 (OM-352 130 CV)		RC/717	Sachs	310,00	175,00	4,40	20	20
OH-1315 (OM-366 136 CV)		RC/712	Sachs	330,00	184,00	3,50	12	24
OH-1315 (OM-366 136 CV)		RC/771	Luk	330,00	184,00	4,40	30	30
OH-1315 (OM-366G 156 CV)		RC/712	Sachs	330,00	184,00	3,50	12	24
OH-1315 (OM-366G 156 CV)		RC/771	Luk	330,00	184,00	4,40	30	30
OH-1316 (OM-352A 156 CV)	Todos	RC/713	Luk	311,00	190,00	4,40	20	20
OH-1316 (OM-352A 156 CV)		RC/713	Luk	311,00	190,00	4,40	20	20
OH-1316 (OM-352A 156 CV)	Todos	RC/714	Sachs	310,00	175,00	3,80	12	24
OH-1316 (OM-352A 156 CV)		RC/714	Sachs	310,00	175,00	3,80	12	24
OH-1316 (OM-352A 156 CV)		RC/717	Sachs	310,00	175,00	4,40	20	20
OH-1318 (OM-366A 177 CV)	93 /	RC/813	Sachs	349,20	212,70	4,30	20	20
OH-1318 (OM-366A 184 CV)		RC/712	Sachs	330,00	184,00	3,50	12	24
OH-1318 (OM-366A 184 CV)		RC/771	Luk	330,00	184,00	4,40	30	30
OH-1419 (OM-355/5 192 CV)		RC/709	Sachs	380,00	200,00	3,50	16	32
OH-1419 (OM-355/5 192 CV)		RC/718	Sachs	380,00	200,00	4,10	0	32
OH-1419 (OM-355/5 192 CV)		RC/709-X		380,00	200,00	4,00	16	32
OH-1420 (OM-366LA 231 CV)	Todos	RC/813	Sachs	349,20	212,70	4,30	20	20
OH-1421L (OM-366LA 231 CV)	Todos	RC/813	Sachs	349,20	212,70	4,30	20	20
OH-1517 (OM-355/5 192 CV)		RC/709	Sachs	380,00	200,00	3,50	16	32
OH-1517 (OM-355/5 192 CV)		RC/718	Sachs	380,00	200,00	4,10	0	32
OH-1518 (OM-355/5 192 CV)		RC/709	Sachs	380,00	200,00	3,50	16	32
OH-1518 (OM-355/5 192 CV)		RC/718	Sachs	380,00	200,00	4,10	0	32
OH-1520 (OM-355/5 192 CV)		RC/709	Sachs	380,00	200,00	3,50	16	32
OH-1520 (OM-355/5 192 CV)		RC/718	Sachs	380,00	200,00	4,10	0	32
OH-1621 (OM-366LA 231 CV)	Todos	RC/813	Sachs	349,20	212,70	4,30	20	20
OH-1628		RC/767	Sachs	430,00	240,00	3,50	18	36
OH-2638 Bi disco (OM457LA - 380 CV)	Todos	RC/822	Sachs	400,00	250,00	3,50	16	32
P-371-RSD (OM-447LA 354 CV)	/ 01-94	RC/751-E	Sachs	380,0	250,0	4,00	0	36
SPRINTER I (Diesel)	Todos	RA/811	Luk	240,0	155,0	4,20	8	8
SPRINTER I (Diesel)	Todos	RA/811	Sachs	240,00	155,00	4,20	8	8
SPRINTER II (Diesel)	Todos	RA/811	Luk	240,0	155,0	4,20	8	8
SPRINTER II (Diesel)	Todos	RA/811	Sachs	240,00	155,00	4,20	8	8
<b>NEW HOLLAND</b>								
8055	87 /	RC/743	Sachs	330,0	195,0	3,60	16	32
1530 (MB OM-352 110 CV)	Todos	RC/775	Luk	280,0	165,0	4,00	20	20



MODEL / MODELO	YEAR - AÑO	REF.:	SYSTEM SISTEMA	Ø EXT.	Ø INT.	ESP.	HOLES - AGUJEROS	
							PAS.	ESC.
<b>NEW HOLLAND</b>								
1530 (MB OM-352 110 CV)	Todos	RT/711	Sachs	280,0	165,0	3,90	20	20
4040 (MB OM-352 110 CV)	Todos	RC/775	Luk	280,0	165,0	4,00	20	20
4040 (MB OM-352 110 CV)	Todos	RT/711	Sachs	280,0	165,0	3,90	20	20
4600 (OHV 3201)	Todos	RC/740-X	Sachs	302,0	171,0	4,00	20	20
4610 (OHV 3201)	Todos	RC/740-X	Sachs	302,0	171,0	4,00	20	20
4630 (OHV 3201)	Todos	RC/740-X	Sachs	302,0	171,0	4,00	20	20
5030 (OHV 4268)	Todos	RC/740-X	Sachs	302,0	171,0	4,00	20	20
5050 (MB OM-352 110 CV)	Todos	RC/775	Luk	280,0	165,0	4,00	20	20
5050 (MB OM-352 110 CV)	Todos	RT/711	Sachs	280,0	165,0	3,90	20	20
5600 (OHV 4256)	/ 07-87	RT/761	Luk	330,0	200,0	4,10	20	20
5610 (OHV 4268)	Todos	RT/761	Luk	330,0	200,0	4,10	20	20
5630 (OHV 4268)	Todos	RT/761	Luk	330,0	200,0	4,10	20	20
6600 (OHV 4256)	/ 07-87	RT/761	Luk	330,0	200,0	4,10	20	20
6610 (OHV 4268)	Todos	RT/761	Luk	330,0	200,0	4,10	20	20
6630 (OHV 4304)	Todos	RT/761	Luk	330,0	200,0	4,10	20	20
8040 (FORD 666 H 135 CV)	Todos	RT/711	Sachs	280,0	165,0	3,90	20	20
8040 (FORD 666 H 135 CV)	Todos	RC/775	Luk	280,0	165,0	4,00	20	20
TC 55 (FORD 666 H 135 CV)	Todos	RT/711	Sachs	280,0	165,0	3,90	20	20
TC 55 (FORD 666 H 135 CV)	Todos	RC/775	Luk	280,0	165,0	4,00	20	20
TC 57	87 /	RC/743	Sachs	330,0	195,0	3,60	16	32

<b>OTTO-DEUTZ (Demisa)</b>								
DM 65	/ 72	RT/713	Sachs	310,0	175,0	4,08	0	24

<b>PEUGEOT</b>								
504		RA/773		216,00	150,00	3,50	8	8
504		RA/779	Valeo	215,00	145,00	3,40	8	8
205 (1.6)		RA/781		200,00	136,00	3,20	6	6
206 1.0 16V		RA/744	Valeo	181,5	127,0	3,20	6	6
206 1.4 8V	Todos	RA/843	Valeo	200,0	137,0	3,20	5	5
206 1.6 16V		RA/744	Valeo	181,5	127,0	3,20	6	6
206 1.6 16V	Todos	RA/843	Valeo	200,0	137,0	3,20	5	5
306 (1.6)		RA/781		200,00	136,00	3,20	6	6
306 (1.9 D)		RA/777		216,00	145,00	3,30	6	6
404 (INDENOR 2.0 D)		8016-RA		215,00	145,00	3,25	6	6
405 (1.6)		RA/780		200,00	134,00	3,50	8	8
405 (1.6)		RA/781		200,00	136,00	3,20	6	6
405 (1.9 D)		RA/777		216,00	145,00	3,30	6	6
405 (1.9 D)		RA/794	Luk	216,00	144,00	3,35	8	8
504 (2.3 D)		RA/794	Luk	216,00	144,00	3,35	8	8
504 (INDENOR 2.0 D)		8016-RA		215,00	145,00	3,25	6	6

<b>PUMA</b>								
GTB	73 / 84	RA/707	Sachs	231,8	155,6	3,50	18	18
GTB-S2	73 / 84	RA/707	Sachs	231,8	155,6	3,50	18	18
GTB-S3	73 / 84	RA/707	Sachs	231,8	155,6	3,50	18	18
GTC	73 / 84	RA/738	Sachs / Luk	200,0	130,0	3,30	8	8
GTE	73 / 84	RA/737	Sachs / Luk	200,0	130,0	3,50	8	8
GTE	73 / 84	RA/738	Sachs / Luk	200,0	130,0	3,30	8	8
GTI	73 / 84	RA/738	Sachs / Luk	200,0	130,0	3,30	8	8
GTS	73 / 84	RA/737	Sachs / Luk	200,0	130,0	3,50	8	8
GTS	73 / 84	RA/738	Sachs / Luk	200,0	130,0	3,30	8	8
P-018	73 / 84	RA/738	Sachs / Luk	200,0	130,0	3,30	8	8
CAMINHÃO 914	79 /	1166-A	Sachs	280,0	165,0	3,40	20	20
CAMINHÃO 4 Ton.	79 /	1166-A	Sachs	280,0	165,0	3,40	20	20

<b>RASTROJERO</b>								
RASTROJERO DIESEL		8016-RA		215,00	145,00	3,25	6	6

MODEL / MODELO	YEAR - AÑO	REF.:	SYSTEM SISTEMA	Ø EXT.	Ø INT.	ESP.	HOLES - AGUJEROS	
							PAS.	ESC.
<b>RENAULT</b>								
CAMIÓN		RC/789	Sachs	430,00	240,00	4,00	18	36
CLIO (1.6)		RA/781		200,00	136,00	3,20	6	6
DAUPHINE		655-B-RA		160,00	110,00	3,05	6	6
EXPRESS (1.9 D)		RA/781		200,00	136,00	3,20	6	6
FUEGO (2.0)		8016-RA		215,00	145,00	3,25	6	6
GORDINI		655-B-RA		160,00	110,00	3,05	6	6
IKA RAMBLER		993-A		235,00	152,40	3,20	16	16
IKA RAMBLER		993-A-RA		235,00	152,40	3,45	16	16
IKA TORINO		1057-B		254,00	152,40	3,20	18	18
IKA TORINO		993-A		235,00	152,40	3,20	16	16
IKA TORINO		993-A-RA		235,00	152,40	3,45	16	16
R 11 (1.6)		736-V		200,00	130,00	3,30	6	6
R 11 (1.6)		RA/781		200,00	136,00	3,20	6	6
R 12		736-W-RA	Wobron	200,00	130,00	3,30	8	8
R 12		743-B	Valeo	180,00	124,00	3,20	6	6
R 12 (1.6)		736-V		200,00	130,00	3,30	6	6
R 12 (1.6)		RA/781		200,00	136,00	3,20	6	6
R 12 BREAK (Fresado derecho)		774-RA-D		180,00	124,00	3,40	8	8
R 12 BREAK 2° Serie (Fresado izquierdo)		774-RA-I		180,00	124,00	3,40	8	8
R 18		736-W-RA	Wobron	200,00	130,00	3,30	8	8
R 18 (2.0)		8016-RA		215,00	145,00	3,25	6	6
R 18 (Fresado derecho)		774-RA-D		180,00	124,00	3,40	8	8
R 18 (Fresado izquierdo)		774-RA-I		180,00	124,00	3,40	8	8
R 18 JR (1.6)		736-V		200,00	130,00	3,30	6	6
R 19 (1.6)		RA/781		200,00	136,00	3,20	6	6
R 19 (1.9 D)		RA/781		200,00	136,00	3,20	6	6
R 21		RA/773		216,00	150,00	3,50	8	8
R 21		RA/779	Valeo	215,00	145,00	3,40	8	8
R 4 L / S		655-B-RA		160,00	110,00	3,05	6	6
R 6		655-B-RA		160,00	110,00	3,05	6	6
R 9 (1.6)		736-V		200,00	130,00	3,30	6	6
R 9 (1.6)		RA/781		200,00	136,00	3,20	6	6
TRAFFIC (1.6)		RA/781		200,00	136,00	3,20	6	6
TWINGO 1.2		RA/808	Luk	160,00	112,00	3,20	6	6

<b>SCANIA</b>								
B-110 (D / DN-11 203 CV)	/ 80	RC/726	Sachs	420,00	220,00	3,85	0	36
B-111 (DN / DS-11 296 CV)	/ 82	RC/726	Sachs	420,00	220,00	3,85	0	36
B-76 (D / DN-11 203 CV)	/ 80	RC/726	Sachs	420,00	220,00	3,85	0	36
BR-115 (D / DN-11 203 CV)	/ 80	RC/726	Sachs	420,00	220,00	3,85	0	36
BR-116 (D / DN-11 203 CV)	/ 80	RC/726	Sachs	420,00	220,00	3,85	0	36
BR-116 (DN / DS-11 296 CV)	/ 82	RC/726	Sachs	420,00	220,00	3,85	0	36
BR-116 (DN / DS-11 310 CV)	82 /	RC/752	Sachs	420,00	220,00	3,50	18	36
F-112 HL (DN / DS-11 310 CV)	82 /	RC/752	Sachs	420,00	220,00	3,50	18	36
F-113 HL (DN / DS-11 310 CV)	82 /	RC/752	Sachs	420,00	220,00	3,50	18	36
F-94 (DSC-9)	Todos	RC/823	Valeo	430,00	240,00	4,30	0	36
F-94 (DSC-9) Sem Lámina	Todos	RC/826	Valeo	430,0	290,0	4,90	0	36
K-112		RC/752 (3,8)	Sachs	420,00	220,00	3,80	18	36
K-112		RC/752 (4,0)	Sachs	420,00	220,00	4,00	18	36
K-112 (DN / DS-11 296 CV)	/ 82	RC/726	Sachs	420,00	220,00	3,85	0	36
K-112 (DN / DS-11 310 CV)	82 /	RC/752	Sachs	420,00	220,00	3,50	18	36
K-112 (DSC-11 333 CV)	86 / 89	RC/752	Sachs	420,00	220,00	3,50	18	36
K-112 Bi Disco		RC/764		352,40	203,20	4,00	27	27
K-112E (DSC-11 333 CV)	85 / 86	RC/751	Sachs	380,00	250,00	3,50	16	32
K-112H (DSC-11 333 CV)	85 / 86	RC/751	Sachs	380,00	250,00	3,50	16	32
K-113 (DSC-11 333 CV)	86 / 89	RC/752	Sachs	420,00	220,00	3,50	18	36
K-124 (DSC-12 420 CV)	Todos	RC/823	Valeo	430,00	240,00	4,30	0	36
K-94 (DSC-9)	Todos	RC/823	Valeo	430,00	240,00	4,30	0	36
L-100 (D / DN-11 203 CV)	/ 80	RC/726	Sachs	420,00	220,00	3,85	0	36
L-101 (D / DN-11 203 CV)	/ 80	RC/726	Sachs	420,00	220,00	3,85	0	36
L-110 (D / DN-11 203 CV)	/ 80	RC/726	Sachs	420,00	220,00	3,85	0	36

MODEL / MODELO	YEAR - AÑO	REF.:	SYSTEM SISTEMA	Ø EXT.	Ø INT.	ESP.	HOLES - AGUJEROS	
							PAS.	ESC.
<b>SCANIA</b>								
L-111 (D / DN-11 203 CV)	/ 80	RC/726	Sachs	420,00	220,00	3,85	0	36
L-111 (DN / DS-11 296 CV)	/ 82	RC/726	Sachs	420,00	220,00	3,85	0	36
L-112 Urbano (DN-11 203 CV)	Todos	RC/753	Sachs	420,00	220,00	4,70	18	36
L-113 Urbano (DN-11 203 CV)	Todos	RC/753	Sachs	420,00	220,00	4,70	18	36
L-75 (D / DN-11 203 CV)	/ 80	RC/726	Sachs	420,00	220,00	3,85	0	36
L-76 (D / DN-11 203 CV)	/ 80	RC/726	Sachs	420,00	220,00	3,85	0	36
L-94 (DSC-9)	Todos	RC/823	Valeo	430,00	240,00	4,30	0	36
LK-140 (DN-14 350 CV)	Todos	RC/709	Sachs	380,00	200,00	3,50	16	32
LKS-141 (DSC-14 411 CV)	Todos	RC/778	Albarus	375,00	230,00	4,60	0	30
LKT-141 (DSC-14 411 CV)	Todos	RC/778	Albarus	375,00	230,00	4,60	0	30
LS-101 (D / DN-11 203 CV)	/ 80	RC/726	Sachs	420,00	220,00	3,85	0	36
LS-110 (D / DN-11 203 CV)	/ 80	RC/726	Sachs	420,00	220,00	3,85	0	36
LS-111 (D / DN-11 203 CV)	/ 80	RC/726	Sachs	420,00	220,00	3,85	0	36
LS-111 (DN / DS-11 296 CV)	/ 82	RC/726	Sachs	420,00	220,00	3,85	0	36
LS-76 (D / DN-11 203 CV)	/ 80	RC/726	Sachs	420,00	220,00	3,85	0	36
LT-110 (D / DN-11 203 CV)	/ 80	RC/726	Sachs	420,00	220,00	3,85	0	36
LT-111 (D / DN-11 203 CV)	/ 80	RC/726	Sachs	420,00	220,00	3,85	0	36
LT-111 (DN / DS-11 296 CV)	/ 82	RC/726	Sachs	420,00	220,00	3,85	0	36
LT-76 (D / DN-11 203 CV)	/ 80	RC/726	Sachs	420,00	220,00	3,85	0	36
P-114 (DSC-11 362 CV)	Todos	RC/823	Valeo	430,00	240,00	4,30	0	36
P-124 (DSC-12 420 CV)	Todos	RC/823	Valeo	430,00	240,00	4,30	0	36
P-93 (Argentina)	Todos	RC/829	Sachs	400,0	220,0	3,50	16	32
P-94 (DSC-9)	Todos	RC/823	Valeo	430,00	240,00	4,30	0	36
R-112 (DN / DS-11 296 CV)	/ 82	RC/726	Sachs	420,00	220,00	3,85	0	36
R-112 (DN / DS-11 310 CV)	82 /	RC/752	Sachs	420,00	220,00	3,50	18	36
R-112 EW (DN / DS-11 310 CV)	82 /	RC/752	Sachs	420,00	220,00	3,50	18	36
R-112 EW (DSC-11 362 CV)	90 /	RC/767	Sachs	430,00	240,00	3,50	18	36
R-112 EW (DSC-14 411 CV)	90 /	RC/767	Sachs	430,00	240,00	3,50	18	36
R-112 H (DSC-11 333 CV)	85 / 86	RC/751	Sachs	380,00	250,00	3,50	16	32
R-112 HW (DN / DS-11 310 CV)	82 /	RC/752	Sachs	420,00	220,00	3,50	18	36
R-112 HW (DSC-11 362 CV)	90 /	RC/767	Sachs	430,00	240,00	3,50	18	36
R-112E (DSC-11 333 CV)	85 / 86	RC/751	Sachs	380,00	250,00	3,50	16	32
R-113 E (DN / DS-11 310 CV)	82 /	RC/752	Sachs	420,00	220,00	3,50	18	36
R-113 E (DSC-11 362 CV)	90 /	RC/767	Sachs	430,00	240,00	3,50	18	36
R-113 E (DSC-14 411 CV)	90 /	RC/767	Sachs	430,00	240,00	3,50	18	36
R-113 H (DSC-11 362 CV)	90 /	RC/767	Sachs	430,00	240,00	3,50	18	36
R-114 (DSC-11 362 CV)	Todos	RC/823	Valeo	430,00	240,00	4,30	0	36
R-124 (DSC-12 420 CV)	Todos	RC/823	Valeo	430,00	240,00	4,30	0	36
R-142 E (DS-14 388 CV)	/ 89	RC/751	Sachs	380,00	250,00	3,50	16	32
R-142 EW (DSC-14 388 CV)	/ 90	RC/752	Sachs	420,00	220,00	3,50	18	36
R-142 H (DS-14 388 CV)	/ 89	RC/751	Sachs	380,00	250,00	3,50	16	32
R-142 HW (DSC-14 411 CV)	90 /	RC/767	Sachs	430,00	240,00	3,50	18	36
R-142 KW (DSC-14 388 CV)	/ 90	RC/752	Sachs	420,00	220,00	3,50	18	36
R-143 H (DSC-14 411 CV)	90 /	RC/767	Sachs	430,00	240,00	3,50	18	36
R-143 H (DSI-14 450 CV)	90 /	RC/767	Sachs	430,00	240,00	3,50	18	36
S-112 (DN / DS-11 296 CV)	/ 82	RC/726	Sachs	420,00	220,00	3,85	0	36
S-112 (DN / DS-11 310 CV)	82 /	RC/752	Sachs	420,00	220,00	3,50	18	36
S-112 (DSC-11 333 CV)	86 / 89	RC/752	Sachs	420,00	220,00	3,50	18	36
S-112 E (DSC-11 333 CV)	85 / 86	RC/751	Sachs	380,00	250,00	3,50	16	32
S-112 H (DSC-11 333 CV)	85 / 86	RC/751	Sachs	380,00	250,00	3,50	16	32
S-113 (DSC-11 333 CV)	86 / 89	RC/752	Sachs	420,00	220,00	3,50	18	36
T-112 (DN / DS-11 296 CV)	/ 82	RC/726	Sachs	420,00	220,00	3,85	0	36
T-112 E (DSC-11 333 CV)	85 / 86	RC/751	Sachs	380,00	250,00	3,50	16	32
T-112 EW (DN / DS-11 310 CV)	82 /	RC/752	Sachs	420,00	220,00	3,50	18	36
T-112 EW (DSC-11 362 CV)	90 /	RC/767	Sachs	430,00	240,00	3,50	18	36
T-112 EW (DSC-14 411 CV)	90 /	RC/767	Sachs	430,00	240,00	3,50	18	36
T-112 H (DSC-11 333 CV)	85 / 86	RC/751	Sachs	380,00	250,00	3,50	16	32
T-112 HW (DN / DS-11 310 CV)	82 /	RC/752	Sachs	420,00	220,00	3,50	18	36
T-112 HW (DSC-11 362 CV)	90 /	RC/767	Sachs	430,00	240,00	3,50	18	36
T-113 E (DN / DS-11 310 CV)	82 /	RC/752	Sachs	420,00	220,00	3,50	18	36
T-113 E (DSC-11 362 CV)	90 /	RC/767	Sachs	430,00	240,00	3,50	18	36

MODEL / MODELO	YEAR - AÑO	REF.:	SYSTEM SISTEMA	Ø EXT.	Ø INT.	ESP.	HOLES - AGUJEROS	
							PAS.	ESC.
<b>SCANIA</b>								
T-113 E (DSC-14 411 CV)	90 /	RC/767	Sachs	430,00	240,00	3,50	18	36
T-113 H (DSC-11 362 CV)	90 /	RC/767	Sachs	430,00	240,00	3,50	18	36
T-114 (DSC-11 362 CV)	Todos	RC/823	Valeo	430,00	240,00	4,30	0	36
T-124 (DSC-12 420 CV)	Todos	RC/823	Valeo	430,00	240,00	4,30	0	36
T-142 E (DS-14 388 CV)	/ 89	RC/751	Sachs	380,00	250,00	3,50	16	32
T-142 EW (DSC-14 388 CV)	/ 90	RC/752	Sachs	420,00	220,00	3,50	18	36
T-142 H (DS-14 388 CV)	/ 89	RC/751	Sachs	380,00	250,00	3,50	16	32
T-142 HW (DSC-14 411 CV)	90 /	RC/767	Sachs	430,00	240,00	3,50	18	36
T-142 KW (DSC-14 388 CV)	/ 90	RC/752	Sachs	420,00	220,00	3,50	18	36
T-143 H (DSC-14 411 CV)	90 /	RC/767	Sachs	430,00	240,00	3,50	18	36
T-143 H (DSI-14 450 CV)	90 /	RC/767	Sachs	430,00	240,00	3,50	18	36

<b>SEAT</b>								
CORDOBA 1.8	Todos	RA/815	Sachs	209,00	144,00	3,50	8	8
IBIZA 1.8	Todos	RA/815	Sachs	209,00	144,00	3,50	8	8

<b>SLC (JOHN DEERE)</b>								
1000	/ 84	1166-A	Sachs	280,0	165,0	3,40	20	20
2000	/ 84	1166-A	Sachs	280,0	165,0	3,40	20	20
2001	89 /	RT/694	Freno	178,0	101,0	4,75	0	18
2200	/ 84	1166-A	Sachs	280,0	165,0	3,40	20	20
6200	84 /	RC/743	Sachs	330,0	195,0	3,60	16	32
6300	Todos	RC/743	Sachs	330,0	195,0	3,60	16	32
7200	87 /	RC/743	Sachs	330,0	195,0	3,60	16	32
7300	Todos	RC/743	Sachs	330,0	195,0	3,60	16	32
7500	Todos	RC/743	Sachs	330,0	195,0	3,60	16	32
7700	Todos	RC/743	Sachs	330,0	195,0	3,60	16	32

<b>TOYOTA</b>								
HILUX (2.8)	/ 99	RA/809	Luk	225,00	150,00	3,50	8	8
BANDEIRANTE		RA/810	Luk	277,0	173,5	3,60	20	20
JEEP		1166-A	Sachs	280,0	165,0	3,40	20	20
PERUA		1166-A	Sachs	280,0	165,0	3,40	20	20
PICK-UP		1166-A	Sachs	280,0	165,0	3,40	20	20

<b>VALMET</b>								
62		1166-A	Sachs	280,0	165,0	3,40	20	20
80	/ 72	RC/740-X	Sachs	302,0	171,0	4,00	20	20
85	73 /	RC/714	Sachs	310,0	175,0	3,80	12	24
86	73 /	RC/714	Sachs	310,0	175,0	3,80	12	24
88	73 /	RC/714	Sachs	310,0	175,0	3,80	12	24
128		RT/761	Luk	330,0	200,0	4,10	20	20
148		RC/712	Sachs	330,0	184,0	3,50	12	24
360		1166-A	Sachs	280,0	165,0	3,40	20	20
885		RT/761	Luk	330,0	200,0	4,10	20	20
985		RT/761	Luk	330,0	200,0	4,10	20	20
1180		RT/761	Luk	330,0	200,0	4,10	20	20
1218		RC/712	Sachs	330,0	184,0	3,50	12	24
1280		RC/814	Luk	345,0	195,0	4,30	20	20
1380		RC/814	Luk	345,0	195,0	4,30	20	20
1380		RC/816	Sachs	350,0	195,0	4,25	16	32
1580		RC/814	Luk	345,0	195,0	4,30	20	20
1680		RC/816	Sachs	350,0	195,0	4,25	16	32
1780		RC/814	Luk	345,0	195,0	4,30	20	20
1880		RC/816	Sachs	350,0	195,0	4,25	16	32
110 Turbo	94 / 95	RC/742	Sachs	350,0	195,0	3,60	16	32
110 ID	73 / 74	RC/711	Sachs	350,0	195,0	4,00	0	36
110 ID	75 /	RC/713	Luk	311,0	190,0	4,40	20	20
110 ID	73 /	RT/692	Freno	203,0	127,0	4,75	0	18
118 (MWM-225-6)	/ 07-80	RC/743	Sachs	330,0	195,0	3,60	16	32
118 (MWM-225-6)		RT/761	Luk	330,0	200,0	4,10	20	20

MODEL / MODELO	YEAR - AÑO	REF.:	SYSTEM SISTEMA	Ø EXT.	Ø INT.	ESP.	HOLES - AGUJEROS	
							PAS.	ESC.
<b>VALMET</b>								
118 ID (MWM-225-6)	/ 07-80	RC/743	Sachs	330,0	195,0	3,60	16	32
118 ID (MWM-225-6)		RT/761	Luk	330,0	200,0	4,10	20	20
128 (MWM-D229-6)	Todos	RC/743	Sachs	330,0	195,0	3,60	16	32
1280 4x4 ( Turbo )		RC/712	Sachs	330,0	184,0	3,50	12	24
60 (MWM D225-3)	73 /	RC/790	Luk	280,0	165,0	3,50	12	24
60 ID	/ 72	RT/750	Freno	165,0	89,0	5,00	0	12
62 (Cafeeiro)		1166-A	Sachs	280,0	165,0	3,40	20	20
62 (MWM D225-3)	73 /	RC/790	Luk	280,0	165,0	3,50	12	24
65 (MWM D225-3)	73 /	RC/790	Luk	280,0	165,0	3,50	12	24
65 ID	73 /	RT/750	Freno	165,0	89,0	5,00	0	12
68 Turbo		RT/760	Luk	294,0	165,0	3,80	20	20
68 (MWM D225 / 229 58 CV)	73 /	RC/790	Luk	280,0	165,0	3,50	12	24
80 ID	/ 72	RC/740-X	Sachs	302,0	171,0	4,00	20	20
80 ID	/ 72	RT/750	Freno	165,0	89,0	5,00	0	12
85 ID	73 /	RT/750	Freno	165,0	89,0	5,00	0	12
880 4X4		RT/761	Luk	330,0	200,0	4,10	20	20
885 4x4 PCR		RT/761	Luk	330,0	200,0	4,10	20	20
980 4x4 Turbo		RT/761	Luk	330,0	200,0	4,10	20	20
985 PCR		RT/761	Luk	330,0	200,0	4,10	20	20

<b>VOLKSWAGEN</b>								
APOLLO	90 /	RA/761	Luk	209,0	144,0	3,50	8	8
APOLLO (AP-1.8)	Todos	RA/815	Sachs	209,0	144,0	3,50	8	8
BRASÍLIA (1200 / 1300 )		RA/736	Sachs / Luk	180,0	124,0	3,80	8	8
BRASÍLIA (1200 / 1300 )		RA/745	Luk	165,0	115,0	3,25	6	6
BRASÍLIA (1200 / 1300 )		RA/800	Sachs	180,0	124,0	3,85	8	8
BRASÍLIA (1500 / 1600)	/ 74	RA/737	Sachs / Luk	200,0	130,0	3,50	8	8
BRASÍLIA (1500 / 1600)	74 /	RA/738	Sachs / Luk	200,0	130,0	3,30	8	8
BRASÍLIA (1500 / 1600)	74 /	RA/739	Sachs / Luk	190,0	134,0	3,50	8	8
CARAT (1.8 / 2.0)	84 /	RA/747	Luk	210,00	134,00	3,50	8	8
FOX 1.0 16V 1.6 8V	09-03 /	RA/865	Luk	200,00	140,00	3,20	8	8
FURGÃO	82 /	RA/747	Luk	210,0	134,0	3,50	8	8
FURGÃO	82 /	RA/756	Sachs	210,0	134,0	3,50	8	8
GACEL (1.6)	84 /	RA/739	Sachs / Luk	190,00	134,00	3,50	8	8
GOL (1.0 / 1.6)	84 /	RA/739	Sachs / Luk	190,00	134,00	3,50	8	8
GOL (1.0 / 1.6) Refrigerado a água	84 /	RA/746	Sachs	190,0	134,0	3,60	8	8
GOL (1.0)	02 /	RA/834		180,0	126,5	3,50	4	4
GOL (1.0)	08-97 / 01-00	RA/782	Luk	180,00	126,50	3,50	6	6
GOL (1.3 )		RA/745	Luk	165,0	115,0	3,25	6	6
GOL (1.3)	80	RA/800	Sachs	180,0	124,0	3,85	8	8
GOL (1.600) Refrigerado a ar	81 /	RA/737	Sachs / Luk	200,0	130,0	3,50	8	8
GOL (1.8 / 2.0)	84 /	RA/747	Luk	210,00	134,00	3,50	8	8
GOL (1.8 / 2.0)	84 /	RA/747	Luk	210,00	134,00	3,50	8	8
GOL 1.000	82 /	RA/747	Luk	210,0	134,0	3,50	8	8
GOLF 1.6	02-01 /	RA/865	Luk	200,00	140,00	3,20	8	8
GOLF 1.8 Alemán y Mexicano	Todos	RA/815	Sachs	209,00	144,00	3,50	8	8
GOLF 2.0 Alemán y Mexicano	Todos	RA/815	Sachs	209,00	144,00	3,50	8	8
KARMAN-GUIA (1200 / 1300)		RA/736	Sachs / Luk	180,0	124,0	3,80	8	8
KARMAN-GUIA (1200 / 1300)		RA/745	Luk	165,0	115,0	3,25	6	6
KARMAN-GUIA (1200 / 1300)		RA/800	Sachs	180,0	124,0	3,85	8	8
KARMAN-GUIA (1500 / 1600)	/ 74	RA/737	Sachs / Luk	200,0	130,0	3,50	8	8
KARMAN-GUIA (1500 / 1600)	74 /	RA/738	Sachs / Luk	200,0	130,0	3,30	8	8
KARMAN-GUIA (1500 / 1600)	74 /	RA/739	Sachs / Luk	190,0	134,0	3,50	8	8
KOMBI	82 /	RA/747	Luk	210,00	134,00	3,50	8	8
KOMBI	82 /	RA/756	Sachs	210,00	134,00	3,50	8	8
KOMBI - Diesel	81 /	RA/747	Luk	210,0	134,0	3,50	8	8
KOMBI (1200 / 1300)		RA/736	Sachs / Luk	180,0	124,0	3,80	8	8
KOMBI (1200 / 1300)		RA/745	Luk	165,0	115,0	3,25	6	6
KOMBI (1200 / 1300)		RA/800	Sachs	180,0	124,0	3,85	8	8
KOMBI (1500 / 1600)	74 /	RA/739	Sachs / Luk	190,0	134,0	3,50	8	8
KOMBI (1500 / 1600)	/ 74	RA/737	Sachs / Luk	200,00	130,00	3,50	8	8

MODEL / MODELO	YEAR - AÑO	REF.:	SYSTEM SISTEMA	Ø EXT.	Ø INT.	ESP.	HOLES - AGUJEROS	
							PAS.	ESC.
<b>VOLKSWAGEN</b>								
KOMBI (1500 / 1600)	74 /	RA/738	Sachs / Luk	200,00	130,00	3,30	8	8
LOGUS (1.3 / 1.6)	Todos	RA/737	Sachs / Luk	200,0	130,0	3,50	8	8
LOGUS (1.3 / 1.6)	90 / 01-93	RA/785	Luk	200,00	134,00	3,45	8	8
LOGUS (1.8 / 2.0)	02-93 /	RA/772	Luk	216,0	150,0	3,80	8	8
PARATI	82 /	RA/756	Sachs	210,0	134,0	3,50	8	8
PARATI (1.5 / 1.6)	74 /	RA/739	Sachs / Luk	190,0	134,0	3,50	8	8
PASSAT (1.5 / 1.6)	74 /	RA/739	Sachs / Luk	190,0	134,0	3,50	8	8
PASSAT (1.8 / 2.0)	84 /	RA/747	Luk	210,00	134,00	3,50	8	8
PASSAT (1.8 / 2.0)	84 /	RA/747	Luk	210,00	134,00	3,50	8	8
PICK-UP - Diesel	81 /	RA/747	Luk	210,0	134,0	3,50	8	8
POLO 1.0 16V 1.6 8V	02 /	RA/865	Luk	200,0	140,0	3,20	8	8
QUANTUM (1.8 / 2.0)	84 /	RA/747	Luk	210,00	134,00	3,50	8	8
QUANTUM (1.8 / 2.0)	84 /	RA/747	Luk	210,00	134,00	3,50	8	8
SANTANA (1.8 / 2.0)	84 /	RA/747	Luk	210,0	134,0	3,50	8	8
SAVEIRO (1.0 / 1.6)	84 /	RA/739	Sachs / Luk	190,00	134,00	3,50	8	8
SAVEIRO (1.0 / 1.6) Refrigerado a água	84 /	RA/739	Sachs / Luk	190,0	134,0	3,50	8	8
SAVEIRO (1.0 / 1.6) Refrigerado a água	84 /	RA/746	Sachs	190,0	134,0	3,60	8	8
SAVEIRO (1.600) Refrigerado a ar	81 /	RA/737	Sachs / Luk	200,0	130,0	3,50	8	8
SAVEIRO (1.8 / 2.0)	84 /	RA/747	Luk	210,00	134,00	3,50	8	8
SAVEIRO (1.8 / 2.0)	84 /	RA/747	Luk	210,00	134,00	3,50	8	8
SEDAN (1200 / 1300)		RA/736	Sachs / Luk	180,0	124,0	3,80	8	8
SEDAN (1200 / 1300)		RA/745	Luk	165,0	115,0	3,25	6	6
SEDAN (1200 / 1300)		RA/800	Sachs	180,0	124,0	3,85	8	8
SEDAN (1500 / 1600)	/ 74	RA/737	Sachs / Luk	200,0	130,0	3,50	8	8
SEDAN (1500 / 1600)	74 /	RA/738	Sachs / Luk	200,0	130,0	3,30	8	8
SEDAN (1500 / 1600)	74 /	RA/739	Sachs / Luk	190,0	134,0	3,50	8	8
SP-2 (1500 / 1600)	/ 74	RA/737	Sachs / Luk	200,0	130,0	3,50	8	8
SP-2 (1500 / 1600)	74 /	RA/738	Sachs / Luk	200,0	130,0	3,30	8	8
SP-2 (1500 / 1600)	74 /	RA/739	Sachs / Luk	190,0	134,0	3,50	8	8
TC (1500 / 1600)	/ 74	RA/737	Sachs / Luk	200,0	130,0	3,50	8	8
TC (1500 / 1600)	74 /	RA/738	Sachs / Luk	200,0	130,0	3,30	8	8
TC (1500 / 1600)	74 /	RA/739	Sachs / Luk	190,0	134,0	3,50	8	8
TL (1500 / 1600)	/ 74	RA/737	Sachs / Luk	200,0	130,0	3,50	8	8
TL (1500 / 1600)	74 /	RA/738	Sachs / Luk	200,0	130,0	3,30	8	8
TL (1500 / 1600)	74 /	RA/739	Sachs / Luk	190,0	134,0	3,50	8	8
VARIANT (1200 / 1300)		RA/736	Sachs / Luk	180,0	124,0	3,80	8	8
VARIANT (1200 / 1300)		RA/745	Luk	165,0	115,0	3,25	6	6
VARIANT (1200 / 1300)		RA/800	Sachs	180,0	124,0	3,85	8	8
VARIANT (1500 / 1600)	/ 74	RA/737	Sachs / Luk	200,0	130,0	3,50	8	8
VARIANT (1500 / 1600)	74 /	RA/738	Sachs / Luk	200,0	130,0	3,30	8	8
VARIANT (1500 / 1600)	74 /	RA/739	Sachs / Luk	190,0	134,0	3,50	8	8
VOYAGE (1.5 / 1.6)	74 /	RA/739	Sachs / Luk	190,0	134,0	3,50	8	8
VOYAGE (1.8 / 2.0)	84 /	RA/747	Luk	210,0	134,0	3,50	8	8
VW BUS		RC/849	Luk	365,0	220,0	5,00	25	35
VW 8-180		RC/852	Valeo	330,0	210,0	4,00	18	18
VW 11-130 (MWM D229.6)	Todos	RC/817	Luk	327,00	192,00	3,90	30	30
VW 11-130 (MWM D-229/6 134 CV)	Todos	1236-C	Sachs	327,00	184,10	3,80	27	27
VW 11-140 (MWM D229.6)	Todos	RC/817	Luk	327,00	192,00	3,90	30	30
VW 11-140 (MWM D-229/6 134 CV)	Todos	1236-C	Sachs	327,00	184,10	3,80	27	27
VW 11-160 (Chrysler 318-3 E 158 CV)		1236-C	Sachs	327,00	184,10	3,80	27	27
VW 12-140 (MWM D229.6)	Todos	RC/817	Luk	327,00	192,00	3,90	30	30
VW 12-140 (MWM D-229/6 134 CV)		1236-C	Sachs	327,00	184,10	3,80	27	27
VW 12-160 (Gasolina / Álcool)	Todos	RC/817	Luk	327,00	192,00	3,90	30	30
VW 12-170 (MWM)	Todos	RC/825	Luk	346,0	220,0	4,40	22	22
VW 12-170 (MWM)		1236-C	Sachs	327,00	184,10	3,80	27	27
VW 12-170 (MWM)		RC/755	Sachs	349,30	212,70	4,00	20	20
VW 13-130 (MWM D-229/6 134 CV)		1236-C	Sachs	327,00	184,10	3,80	27	27
VW 13-150 (MWM 4.10 TCA)	Todos	RC/825	Luk	346,0	220,0	4,40	22	22
VW 13-150 (MWM 4.10 TCA)	Todos	1236-C	Sachs	327,00	184,10	3,80	27	27
VW 13-170 (CUMMINS 6B TAA)	Todos	RC/748	Sachs	350,00	195,00	3,50	16	32
VW 13-170 (CUMMINS 6BTAA)	Todos	RC/825	Luk	346,0	220,0	4,40	22	22

MODEL / MODELO	YEAR - AÑO	REF.:	SYSTEM SISTEMA	Ø EXT.	Ø INT.	ESP.	HOLES - AGUJEROS	
							PAS.	ESC.
<b>VOLKSWAGEN</b>								
VW 13-170 (CUMMINS 6BTAA)	Todos	RC/748	Sachs	350,0	195,0	3,50	16	32
VW 13-180 (MWM 6.10 TCA)	Todos	RC/825	Luk	346,0	220,0	4,40	22	22
VW 13-180 (MWM 6.10 TCA)	Todos	RC/748	Sachs	350,00	195,00	3,50	16	32
VW 14-140 (MWM D229.6)	Todos	RC/817	Luk	327,00	192,00	3,90	30	30
VW 14-140 (MWM D-229/6 134 CV)		1236-C	Sachs	327,00	184,10	3,80	27	27
VW 14-150 (CUMMINS 6B TAA)	Todos	RC/748	Sachs	350,00	195,00	3,50	16	32
VW 14-150 (CUMMINS 6B TAA)	Todos	RC/818	Eaton	349,30	186,50	3,85	0	30
VW 14-150 (CUMMINS 6BTAA)	Todos	RC/825	Luk	346,0	220,0	4,40	22	22
VW 14-150 (CUMMINS 6BTAA)	Todos	RC/748	Sachs	350,0	195,0	3,50	16	32
VW 14-150 (CUMMINS 6BTAA)	Todos	RC/818	Eaton	349,3	186,5	3,85	0	30
VW 14-150 (MWM 6.10 TCA)	Todos	RC/825	Luk	346,0	220,0	4,40	22	22
VW 14-170 (CUMMINS 6B TAA)	Todos	RC/748	Sachs	350,00	195,00	3,50	16	32
VW 14-170 (CUMMINS 6BTAA)	Todos	RC/825	Luk	346,0	220,0	4,40	22	22
VW 14-170 (MWM X10 6,5T)	Todos	RC/748	Sachs	350,00	195,00	3,50	16	32
VW 14-170 (MWM X10 6.5T)	Todos	RC/825	Luk	346,0	220,0	4,40	22	22
VW 14-200 (MWM X10 6,5T)	Todos	RC/748	Sachs	350,00	195,00	3,50	16	32
VW 14-200 (MWM X10 6.5T)	Todos	RC/825	Luk	346,0	220,0	4,40	22	22
VW 14-200 (MWM X10 6.5T)	Todos	RC/818	Eaton	349,30	186,50	3,85	0	30
VW 14-210 (CUMMINS 6BT / MWM 6.10)	Todos	RC/709-X	Sachs	380,0	200,0	4,00	16	32
VW 14-210 (CUMMINS 8.3)	/90	RC/828	Eaton	350,0	193,0	4,50	0	30
VW 14-210 (CUMMINS 8.3)	Todos	RC/748	Sachs	350,00	195,00	3,50	16	32
VW 14-210 (CUMMINS 8.3)	Todos	RC/784	Luk	365,00	220,00	4,90	22	22
VW 14-220 (CUMMINS 6CTAA 220)	Todos	RC/709-X	Sachs	380,0	200,0	4,00	16	32
VW 15-170 (CUMMINS 6B TAA)	Todos	RC/748	Sachs	350,00	195,00	3,50	16	32
VW 15-170 (CUMMINS 6BTAA)	Todos	RC/825	Luk	346,0	220,0	4,40	22	22
VW 15-180 (MWM 6.10 TCA)	Todos	RC/748	Sachs	350,00	195,00	3,50	16	32
VW 15-180 (MWM 6.10 TCA)	Todos	RC/784	Luk	365,00	220,00	4,90	22	22
VW 15-180 EOD (MWM 4.12 TCE)	04 /	RC/838	Luk	365,0	220,0	4,50	25	35
VW 15-190 EOD	01 /	RC/709-X	Sachs	380,0	200,0	4,00	16	32
VW 16-170 (CUMMINS 6B TAA)	Todos	RC/748	Sachs	350,00	195,00	3,50	16	32
VW 16-170 (CUMMINS 6BTAA)	Todos	RC/825	Luk	346,0	220,0	4,40	22	22
VW 16-170 (CUMMINS 6BTAA)	Todos	RC/818	Eaton	349,30	186,50	3,85	0	30
VW 16-170 (CUMMINS 8.3)	Todos	RC/825	Luk	346,0	220,0	4,40	22	22
VW 16-170 (CUMMINS 8.3)	Todos	RC/748	Sachs	350,00	195,00	3,50	16	32
VW 16-180 (MWM 6.10 TCA)	Todos	RC/748	Sachs	350,00	195,00	3,50	16	32
VW 16-180 (MWM 6.10 TCA)	Todos	RC/784	Luk	365,00	220,00	4,90	22	22
VW 16-200 (CUMMINS 6BTAA)	Todos	RC/816	Sachs	350,00	195,00	4,25	16	32
VW 16-200 (CUMMINS 8.3)	Todos	RC/784	Luk	365,00	220,00	4,90	22	22
VW 16-210 (CUMMINS 6BT / MWM 6.10)	Todos	RC/709-X	Sachs	380,0	200,0	4,00	16	32
VW 16-210 (CUMMINS 6BTAA)	Todos	RC/816	Sachs	350,00	195,00	4,25	16	32
VW 16-210 (CUMMINS 8.3)	/90	RC/828	Eaton	350,0	193,0	4,50	0	30
VW 16-210 (CUMMINS 8.3)	Todos	RC/784	Luk	365,00	220,00	4,90	22	22
VW 16-210 (MWM 6.10 TCA)	Todos	RC/784	Luk	365,00	220,00	4,90	22	22
VW 16-210 (MWM 6.10TCA)	Todos	RC/816	Sachs	350,00	195,00	4,25	16	32
VW 16-220 (CUMMINS 6CT / 6CTAA)	Todos	RC/709-X	Sachs	380,0	200,0	4,00	16	32
VW 16-220 (CUMMINS 8.3)	Todos	RC/784	Luk	365,00	220,00	4,90	22	22
VW 16-220 Doble (CUMMINS 8.3)	Todos	RC/818	Eaton	349,30	186,50	3,85	0	30
VW 16-280 Ómnibus	Todos	RC/803	Sachs	365,00	220,00	4,50	0	32
VW 16-300 (CUMMINS 6CT / 6CTAA)	Todos	RC/709-X	Sachs	380,0	200,0	4,00	16	32
VW 16-300 Doble (CUMMINS 6CTAA)	Todos	RC/818	Eaton	349,30	186,50	3,85	0	30
VW 17-210		RC/820		365,00	195,00	4,10	16	32
VW 17-210 (CUMMINS 6BT / MWM 6.10)	Todos	RC/709-X	Sachs	380,0	200,0	4,00	16	32
VW 17-210 EOD (MWM 6.12 TCE)	04 /	RC/838	Luk	365,0	220,0	4,50	25	35
VW 17-220		RC/820		365,00	195,00	4,10	16	32
VW 17-220 TITAN TRACTOR	Todos	RC/709-X	Sachs	380,0	200,0	4,00	16	32
VW 17-230 EOD V-TRONIC	Todos	RC/709-X	Sachs	380,0	200,0	4,00	16	32
VW 17-240 Ómnibus	Todos	RC/803	Sachs	365,00	220,00	4,50	0	32
VW 17-250 E WORKER	Todos	RC/709-X	Sachs	380,0	200,0	4,00	16	32
VW 17-250 CONSTELLATION	Todos	RC/859	Sachs	395,0	240,0	3,50	16	32
VW 17-260 EOT	Todos	RC/709-X	Sachs	380,0	200,0	4,00	16	32
VW 17-260 EOT V-TRONIC	Todos	RC/859	Sachs	395,0	240,0	3,50	16	32

MODEL / MODELO	YEAR - AÑO	REF.:	SYSTEM SISTEMA	Ø EXT.	Ø INT.	ESP.	HOLES - AGUJEROS	
							PAS.	ESC.
<b>VOLKSWAGEN</b>								
VW 17-270		RC/820		365,00	195,00	4,10	16	32
VW 17-300		RC/820		365,00	195,00	4,10	16	32
VW 17-310 (CUMMINS 6CTAA)	02 /	RC/836	Eaton	365,0	220,0	4,50	20	20
VW 17-310 TITAN TRACTOR	Todos	RC/709-X	Sachs	380,0	200,0	4,00	16	32
VW 17-320		RC/820		365,00	195,00	4,10	16	32
VW 18-310 (CUMMINS 6CTAA)	02 /	RC/836	Eaton	365,0	220,0	4,50	20	20
VW 18-310 OT (CUMMINS 6CTAA)	02 /	RC/836	Eaton	365,0	220,0	4,50	20	20
VW 18-310 TITAN TRACTOR	Todos	RC/709-X	Sachs	380,0	200,0	4,00	16	32
VW 22-140 (MWM D229.6)	Todos	RC/817	Luk	327,00	192,00	3,90	30	30
VW 22-140 (MWM D-229/6)	Todos	1236-C	Sachs	327,00	184,10	3,80	27	27
VW 22-160 (Chrysler 318-3 E 158 CV)		1236-C	Sachs	327,00	184,10	3,80	27	27
VW 22-160 (Gasolina / Álcool)	Todos	RC/817	Luk	327,00	192,00	3,90	30	30
VW 23-210		RC/820		365,00	195,00	4,10	16	32
VW 23-210 (CUMMINS 6BT / MWM 6.10)	Todos	RC/709-X	Sachs	380,0	200,0	4,00	16	32
VW 23-220		RC/820		365,00	195,00	4,10	16	32
VW 23-220 (CUMMINS 6BTAA / MWM 6.10)	Todos	RC/709-X	Sachs	380,0	200,0	4,00	16	32
VW 23-310 (CUMMINS 6BTAA / MWM 6.10)	Todos	RC/709-X	Sachs	380,0	200,0	4,00	16	32
VW 23-310 (CUMMINS 6CTAA)	02 /	RC/836	Eaton	365,0	220,0	4,50	20	20
VW 23-310 TITAN	Todos	RC/709-X	Sachs	380,0	200,0	4,00	16	32
VW 24-200 Doble (CUMMINS 6CT)	Todos	RC/818	Eaton	349,30	186,50	3,85	0	30
VW 24-220 (CUMMINS 6BTAA / MWM 6.10)	Todos	RC/709-X	Sachs	380,0	200,0	4,00	16	32
VW 24-220 (CUMMINS 6CT)	Todos	RC/784	Luk	365,00	220,00	4,90	22	22
VW 24-220 (FNH 7.8 L Turbo)	Todos	RC/755	Sachs	349,30	212,70	4,00	20	20
VW 24-250 (CUMMINS 6CT / 6CTAA)	Todos	RC/709-X	Sachs	380,0	200,0	4,00	16	32
VW 24-250 6x2 - CONSTELLATION	Todos	RC/859	Sachs	395,0	240,0	3,50	16	32
VW 24-250 (FNH 7.8 L Turbo)	Todos	RC/755	Sachs	349,30	212,70	4,00	20	20
VW 24-250 Doble (CUMMINS 6CTAA)	Todos	RC/818	Eaton	349,30	186,50	3,85	0	30
VW 26-220	Todos	RC/709-X	Sachs	380,0	200,0	4,00	16	32
VW 26-260	Todos	RC/709-X	Sachs	380,0	200,0	4,00	16	32
VW 26-300	Todos	RC/709-X	Sachs	380,0	200,0	4,00	16	32
VW 26-310 (CUMMINS 6CTAA)	02 /	RC/836	Eaton	365,0	220,0	4,50	20	20
VW 26-310 TITAN 6X4	Todos	RC/709-X	Sachs	380,0	200,0	4,00	16	32
VW 31-260 E WORKER	Todos	RC/709-X	Sachs	380,0	200,0	4,00	16	32
VW 31-310 (CUMMINS 6CTAA)	02 /	RC/836	Eaton	365,0	220,0	4,50	20	20
VW 35-300 (CUMMINS 6CT / 6CTAA)	Todos	RC/709-X	Sachs	380,0	200,0	4,00	16	32
VW 35-300 (FNH 7.8 L Turbo)	Todos	RC/755	Sachs	349,30	212,70	4,00	20	20
VW 35-300 Doble (CUMMINS 6CTAA)	Todos	RC/818	Eaton	349,30	186,50	3,85	0	30
VW 40-300	Todos	RC/709-X	Sachs	380,0	200,0	4,00	16	32
VW 40-300 Doble (CUMMINS 6CTAA)	Todos	RC/818	Eaton	349,30	186,50	3,85	0	30
VW 5-140 Delyveri (MWM 4.08 TCE 137 CV)	Todos	RC/864	Luk	300,00	190,00	3,90	20	20
VW 5-140 EOD (MWM 4.08 TCE 137 CV)	Todos	RC/864	Luk	300,00	190,00	3,90	20	20
VW 6-140 (MWM D-229.6)	Todos	RC/817	Luk	327,00	192,00	3,90	30	30
VW 6-140 (MWM D-229/6 134 CV)		1236-C	Sachs	327,00	184,10	3,80	27	27
VW 6-80 (4236 85CV / D229A)	82 / 94	RC/774	Sachs	280,0	165,0	4,20	20	20
VW 6-90 (4236 85CV / D229A)	82 / 94	RC/774	Sachs	280,0	165,0	4,20	20	20
VW 7-90 (4236 85CV / D229A)	82 / 94	RC/774	Sachs	280,0	165,0	4,20	20	20
VW 7-100 (MWM 4.10 MA)		1236-C	Sachs	327,00	184,10	3,80	27	27
VW 7-100 (MWM 4.10 MA)	Todos	RC/817	Luk	327,00	192,00	3,90	30	30
VW 7-110S (MWM D-229-EC4)		1236-C	Sachs	327,00	184,10	3,80	27	27
VW 7-110S (MWM TD-229 EC4)	Todos	RC/817	Luk	327,00	192,00	3,90	30	30
VW 7-140 (MWM D-229.6)	Todos	RC/817	Luk	327,00	192,00	3,90	30	30
VW 7-140 (MWM D-229/6 134 CV)		1236-C	Sachs	327,00	184,10	3,80	27	27
VW 8-100 (MWM 4.10 TCA)	Todos	1236-C	Sachs	327,00	184,10	3,80	27	27
VW 8-100 (MWM 4.10 TCA)	Todos	RC/817	Luk	327,00	192,00	3,90	30	30
VW 8-120 (MWM 4.10 TCA)	Todos	1236-C	Sachs	327,00	184,10	3,80	27	27
VW 8-120 (MWM 4.10 TCA)	Todos	RC/817	Luk	327,00	192,00	3,90	30	30
VW 8-140 (MWM 4.10 TCA)	91 /	1236-C	Sachs	327,00	184,10	3,80	27	27
VW 8-140 (MWM 4.10 TCA)	Todos	RC/817	Luk	327,00	192,00	3,90	30	30
VW 8-140 OD (MWM 4.10 TCA)	91 /	RC/817	Luk	327,00	192,00	3,90	30	30
VW 8-150 (MWM 4.10 TCA)	91 /	1236-C	Sachs	327,00	184,10	3,80	27	27
VW 8-150 (MWM 4.10 TCA)	Todos	RC/817	Luk	327,00	192,00	3,90	30	30
VW 8-150 OD (MWM 4.10 TCA)	91 /	RC/817	Luk	327,00	192,00	3,90	30	30
VW B 16-180 Ómnibus (MWM 6.10)	Todos	RC/755	Sachs	349,30	212,70	4,00	20	20
VW B 16-180 Ómnibus (MWM 6.10)	Todos	RC/784	Luk	365,00	220,00	4,90	22	22



MODEL / MODELO	YEAR - AÑO	REF.:	SYSTEM SISTEMA	Ø EXT.	Ø INT.	ESP.	HOLES - AGUJEROS	
							PAS.	ESC.
<b>VOLVO</b>								
B-7R	Todos	RC/767	Sachs	430,00	240,00	3,50	18	36
B-10M 6x2 (THD-101MC)	Todos	RC/767	Sachs	430,00	240,00	3,50	18	36
B-10M Doble (TDH 101 KC 310 CV)	/ 05-91	RC/748	Sachs	350,00	195,00	3,50	16	32
B-10M Doble (TDH 101 KC 310 CV)	/ 05-91	RC/788	Sachs	350,00	195,00	4,00	16	32
B-12R 6x2 (TD 122 FL)	91 /	RC/767	Sachs	430,00	240,00	3,50	18	36
B-58 (TD 101 GC / 101C)	91 /	RC/767	Sachs	430,00	240,00	3,50	18	36
B-58 (THD 100 EC 250 CV)	/ 84	RC/753	Sachs	420,00	220,00	4,70	18	36
B-58 (THD 100 EC/CD 275 CV)	85 / 05-91	RC/753	Sachs	420,00	220,00	4,70	18	36
FH-12 380 6x2 (D 12C)	Todos	RC/767	Sachs	430,00	240,00	3,50	18	36
FH-12 420 6x2 (D 12C)	Todos	RC/767	Sachs	430,00	240,00	3,50	18	36
FH-12 460 4x2	Todos	RC/841	Sachs	430,0	260,0	3,80	18	36
FH-12 460 6x2	Todos	RC/841	Sachs	430,0	260,0	3,80	18	36
FH-12 460 6x4	Todos	RC/841	Sachs	430,0	260,0	3,80	18	36
FH-12 4x2 Globetroter (D 12A 380)	Todos	RC/767	Sachs	430,00	240,00	3,50	18	36
FH-12 6x2 Globetroter Doble (D 12A 380)	Todos	RC/751	Sachs	380,00	250,00	3,50	16	32
FM-10 320 4x2 (D 10B)	Todos	RC/767	Sachs	430,00	240,00	3,50	18	36
FM-10 320 6x4 Doble (D 10B)	Todos	RC/751	Sachs	380,00	250,00	3,50	16	32
FM-10 380 6x4 Doble (D 12C)	Todos	RC/751	Sachs	380,00	250,00	3,50	16	32
FM-12 420 6x4 Doble (D 12C)	Todos	RC/751	Sachs	380,00	250,00	3,50	16	32
N-10H (TD 101 G 275 CV)	85 /	RC/752	Sachs	350,00	195,00	3,50	16	32
N-10H Doble (TD 100 G)	85 /	RC/748	Sachs	350,00	195,00	3,50	16	32
N-10H Doble (TD 100 G)	85 /	RC/788	Sachs	350,00	195,00	4,00	16	32
N-10XH Doble (TD 101 G 275 CV)	85 /	RC/748	Sachs	350,00	195,00	3,50	16	32
N-10XH Doble (TD 101 G 275 CV)	85 /	RC/788	Sachs	350,00	195,00	4,00	16	32
N-10XHT Doble (TD 101 F/G)	85 /	RC/748	Sachs	350,00	195,00	3,50	16	32
N-10XHT Doble (TD 101 F/G)	85 /	RC/788	Sachs	350,00	195,00	4,00	16	32
N-12 380 6x2 (D 12C)	Todos	RC/767	Sachs	430,00	240,00	3,50	18	36
N-12 420 6x2 (D 12C)	Todos	RC/767	Sachs	430,00	240,00	3,50	18	36
N-12 Doble (TD 120/121 G)	85 /	RC/748	Sachs	350,00	195,00	3,50	16	32
N-12 Doble (TD 120/121 G)	85 /	RC/788	Sachs	350,00	195,00	4,00	16	32
NH-12 460 4x2	Todos	RC/841	Sachs	430,0	260,0	3,80	18	36
NH-12 460 6x4	Todos	RC/841	Sachs	430,0	260,0	3,80	18	36
NL-10 320 EDC 4x2 (D 10A)	97 /	RC/767	Sachs	430,00	240,00	3,50	18	36
NL-10 320 EDC 6x4 (D 10A)	97 /	RC/767	Sachs	430,00	240,00	3,50	18	36
NL-10 4x2 (TD 101G/TD102-FS/FT)	/ 97	RC/767	Sachs	430,00	240,00	3,50	18	36
NL-10 4x2 (TD 122F/FS/FR)	/ 97	RC/767	Sachs	430,00	240,00	3,50	18	36
NL-10 6x2 (TD 101G/TD102-FS/FT)	/ 97	RC/767	Sachs	430,00	240,00	3,50	18	36
NL-10 6x2 (TD 122F/FS/FR)	/ 97	RC/767	Sachs	430,00	240,00	3,50	18	36
NL-10 6x4 Doble (TD 101G)	Todos	RC/751	Sachs	380,00	250,00	3,50	16	32
NL-12 360 EDC 4x2 Doble (TD 123 ES)	97 /	RC/751	Sachs	380,00	250,00	3,50	16	32
NL-12 360 EDC 6x4 Doble (TD 123 ES)	97 /	RC/751	Sachs	380,00	250,00	3,50	16	32
NL-12 410 EDC 6x2 Doble (TD 123 ES)	97 /	RC/751	Sachs	380,00	250,00	3,50	16	32
NL-12 410 EDC 6x4 Doble (TD 123 ES)	97 /	RC/751	Sachs	380,00	250,00	3,50	16	32
NL-12 4x2 (TD 122F/FS/FR)	97 /	RC/767	Sachs	430,00	240,00	3,50	18	36
NL-12 6x2 (TD 122F/FS/FR)	97 /	RC/767	Sachs	430,00	240,00	3,50	18	36
NL-12 6x4 Doble (TD 101G)	Todos	RC/751	Sachs	380,00	250,00	3,50	16	32
NL-12 6x4 Doble (TD 122F/FS/FR)	97 /	RC/751	Sachs	380,00	250,00	3,50	16	32
<b>YANMAR</b>								
1030-H	Todos	8026-B	Luk	215,1	144,9	3,45	8	8
1040 4x2	/ 03-92	8026-B	Luk	215,1	144,9	3,45	8	8
1050-D 4x4	/ 03-92	8026-B	Luk	215,1	144,9	3,45	8	8
1050-HD 4x4	/ 03-92	8026-B	Luk	215,1	144,9	3,45	8	8

REF.:	DIMENSION - DIMENSIONES - mm			HOLES - AGUJEROS		DIAGRAM HOLES DIAGRAMA DE AGUJEREADO
	Ø Ext.	Ø Int.	Esp.	Pas.	Esc.	
651-RA	155,00	115,00	3,05	6	6	2
654-RA	155,00	115,00	3,95	6	6	2
655-B-RA	160,00	110,00	3,05	6	6	2
RA/808	160,00	112,00	3,20	6	6	20
RA/745	165,00	115,0	3,25	6	6	20
RT/750	165,00	89,00	5,00	-	12	31
RT/690	165,10	88,90	4,80	-	12	31
RA/807	170,0	115,0	3,30	6	6	20
RA/715	170,00	120,0	3,00	6	6	2
612-RA	170,00	120,00	3,00	6	6	2
RT/694	178,00	101,00	4,75	-	18	37
RA/734	180,0	124,0	3,50	8	8	19
RA/800	180,0	124,0	3,80	8	8	19
RA/736	180,0	124,0	3,80	8	8	19
RA/834	180,0	126,5	3,50	4	4	24
RA/762	180,0	126,5	3,50	6	6	2
RA/765	180,0	134,0	3,15	8	8	1
743-B	180,00	124,00	3,20	6	6	2
743-S/F	180,00	124,00	3,20	-	-	-
774-RA-D	180,00	124,00	3,40	8	8	19
774-RA-I	180,00	124,00	3,40	8	8	1
774-S/F	180,00	124,00	3,40	-	-	-
RA/782	180,00	126,50	3,50	6	6	20
RA/824	180,00	134,00	3,40	8	8	1
RA/744	181,5	127,0	3,20	6	6	2
RA/758	181,5	127,0	3,45	6	6	20
RA/759	181,50	127,00	3,45	8	8	8
RA/799	181,50	134,00	3,10	8	8	1
RA/783	181,50	134,00	3,50	8	8	1
RA/746	190,0	134,0	3,60	8	8	1
RA/739-RA	190,00	134,00	3,20	8	8	1
RA/739-RA-A	190,00	134,00	3,20	6	6	2
RA/793	190,00	134,00	3,25	8	8	1
RA/739	190,00	134,00	3,50	8	8	1
RA/739-S/F	190,00	134,00	3,50	-	-	-
RA/770	190,00	134,00	3,70	8	8	1
RA/843	200,0	137,0	3,20	5	5	63
RA/738	200,00	130,00	3,30	8	8	1
RA/763	200,00	130,00	3,30	6	6	2
736-V	200,00	130,00	3,30	6	6	2
736-W-RA	200,00	130,00	3,30	8	8	1
736-X-S/F	200,00	130,00	3,50	-	-	-
736-XX-S/F	200,00	130,00	4,00	-	-	-
RA/737	200,00	130,00	3,50	8	8	1
RA/805	200,00	134,00	3,05	8	8	1
RA/785	200,00	134,00	3,45	8	8	1
RA/780	200,00	134,00	3,50	8	8	1
RA/781	200,00	136,00	3,20	6	6	2
740 RA	200,00	136,00	3,45	8	8	1
RA/865	200,00	140,00	3,20	8	8	1
RT/692	203,00	127,00	4,75	-	18	37
RA/719	203,2	152,4	3,43	9	9	38
RA/749	203,7	131,0	3,50	8	8	1
RA/856	204,0	134,0	3,00	6	6	2
RA/806	205,00	134,00	3,50	8	8	1

REF.:	DIMENSION - DIMENSIONES - mm			HOLES - AGUJEROS		DIAGRAM HOLES DIAGRAMA DE AGUJERADO
	Ø Ext.	Ø Int.	Esp.	Pas.	Esc.	
RA/761	209,00	144,00	3,50	8	8	1
RA/815	209,00	144,00	3,50	8	8	1
RA/747	210,0	134,0	3,50	8	8	1
RA/756	210,0	134,0	3,50	8	8	1
RA/796	210,00	155,00	3,30	8	8	1
8016-RA-T	215,00	145,00	3,05	6	6	7
8016-RA	215,00	145,00	3,25	6	6	7
8016-S/F	215,00	145,00	3,25	-	-	-
8016-X-S/F	215,00	145,00	3,50	-	-	-
8016-XX-S/F	215,00	145,00	4,00	-	-	-
RA/779	215,00	145,00	3,40	8	8	1
8026-B	215,10	144,90	3,45	8	8	1
884	215,9	130,2	3,60	8	8	1
RA/794	216,00	144,00	3,35	8	8	1
RA/777	216,00	145,00	3,30	6	6	20
RA/804	216,00	146,00	3,45	8	8	1
RA/773	216,00	150,00	3,50	8	8	1
RA/772	216,00	150,00	3,80	8	8	1
RA/863	220,00	155,00	3,50	8	8	1
RT/710	222,30	152,40	4,75	-	24	43
RA/809	225,00	150,00	3,50	8	8	1
RA/797	228,0	150,0	3,35	8	8	1
RA/792	228,00	155,00	3,35	8	8	1
RT/731	228,6	151,0	5,00	0	24	43
RA/760	230,0	155,0	3,55	8	8	1
RA/707	231,8	155,6	3,50	18	18	4
993-A	235,00	152,40	3,20	16	16	3
993-A-RA	235,00	152,40	3,45	16	16	3
993-S/F	235,00	152,40	3,20	-	-	-
993-X-S/F	235,00	152,40	3,50	-	-	-
993-XX-S/F	235,00	152,40	4,00	-	-	-
RA/847	236,0	165,0	3,50	8	8	1
RA/811	240,0	155,0	4,20	8	8	1
RA/858	240,0	155,0	3,50	8	8	1
RA/862	240,00	180,00	3,40	8	8	1
RC/716	250,00	165,00	3,50	18	12	11
RT/726	250,8	155,6	3,20	0	16	16
RA/795	252,00	184,50	3,60	8	8	1
1057-F	254,0	152,4	3,60	18	18	4
1057-B	254,00	152,40	3,20	18	18	4
1057-B (3.45)	254,00	152,40	3,45	18	18	4
1057-RA-S/F	254,00	152,40	3,20	-	-	-
RA/802	258,00	175,00	3,65	8	8	1
RA/801	258,00	175,00	3,80	8	8	1
1095	266,7	165,1	3,43	20	20	5
RA/810	277,0	173,5	3,60	20	20	5
RC/774	280,0	165,0	4,20	20	20	5
1166-A	280,00	165,00	3,40	20	20	5
1166-S/F	280,00	165,00	3,40	-	-	-
1166-X-S/F	280,00	165,00	4,00	-	-	-
RC/710	280,00	165,00	3,50	12	24	8
RC/710-S/F	280,00	165,00	3,50	-	-	-
RC/790	280,00	165,00	3,50	-	24	44
RC/791	280,00	165,00	3,60	20	20	5
RT/711	280,00	165,00	3,90	20	20	5

REF.:	DIMENSION - DIMENSIONES - mm			HOLES - AGUJEROS		DIAGRAM HOLES DIAGRAMA DE AGUJERADO
	Ø Ext.	Ø Int.	Esp.	Pas.	Esc.	
RC/775	280,00	165,00	4,00	20	20	5
1166-A-X	280,00	165,00	4,00	20	20	5
RT/760	294,00	165,00	3,80	20	20	5
RT/757	295,00	165,00	4,20	-	24	47
RA/842	300,0	230,0	3,45	10	10	65
RA/846	300,0	230,0	3,50	12	12	65
RC/819	300,0	180,0	3,90	20	20	5
RC/776	300,00	175,00	3,70	20	20	5
RC/798	300,00	175,00	4,00	20	20	5
RC/864	300,00	190,00	3,90	20	20	5
RC/740	302,00	171,00	3,55	20	20	5
RC/740-X	302,00	171,00	4,00	20	20	5
RC/833	303,0	174,0	3,90	20	20	21
RT/840	304,8	180,0	4,10	20	20	5
RT/759	304,80	180,00	4,10	20	20	5
RC/714	310,00	175,00	3,80	12	24	8
RC/714-S/F	310,00	175,00	3,80	-	-	-
RC/717	310,00	175,00	4,40	20	20	5
RC/717-S/F	310,00	175,00	4,40	-	-	-
RC/713	311,00	190,00	4,40	20	20	5
RC/768	325,0	190,5	4,30	20	20	5
RC/848	325,0	192,0	3,40	16	32	10
1236-C	327,00	184,10	3,80	27	27	6
1236-S/F	327,00	184,10	3,95	-	-	-
RC/754	327,00	184,10	4,20	27	27	6
RC/817	327,00	192,00	3,90	30	30	58
RC/852	330,0	210,0	4,00	18	18	61
RC/712	330,00	184,00	3,50	12	24	10
RC/712-S/F	330,00	184,00	3,50	-	-	-
RC/712 (3,8)	330,00	184,00	3,80	12	24	10
RC/787	330,00	184,00	4,00	12	24	10
RC/771	330,00	184,00	4,40	30	30	58
RC/743	330,00	195,00	3,60	16	32	56
RT/728	330,00	195,00	4,10	20	20	5
RT/761	330,00	200,00	4,10	20	20	5
RT/756	330,00	200,00	4,30	20	20	5
RC/814	345,00	195,00	4,30	20	20	5
RC/825	346,0	220,0	4,40	22	22	60
RC/818	349,20	186,50	3,85	-	30	18
RC/813	349,20	212,70	4,30	20	20	5
1367	349,30	187,30	4,45	-	30	18
RC/755	349,30	212,70	4,00	20	20	5
RC/742	350,0	195,0	3,60	16	32	56
RC/748	350,0	195,0	3,50	16	32	13
RC/814	350,0	212,0	4,30	20	20	5
RC/828	350,0	193,0	4,50	0	30	18
RC/711	350,00	195,00	4,00	-	36	9
RC/711-S/F	350,00	195,00	4,00	-	-	-
RC/788	350,00	195,00	4,00	16	32	13
RC/816	350,00	195,00	4,25	16	32	13
RC/812	350,00	195,00	4,30	20	20	5
RT/758	350,00	215,00	4,40	20	20	5
RC/832	351,0	213,0	4,40	30	30	58
RC/764	352,40	203,20	4,00	27	27	6
RC/839	362,0	236,5	4,20	20	20	5

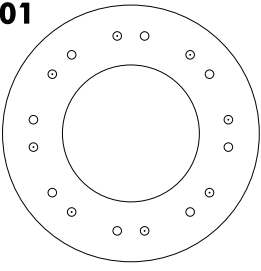
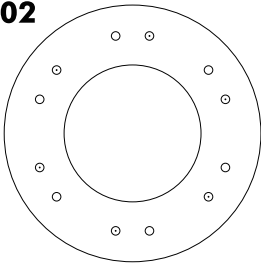
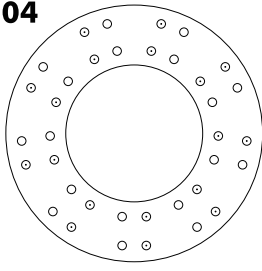
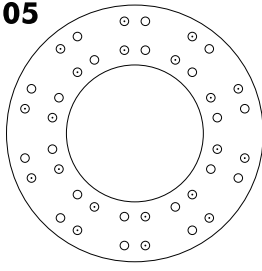
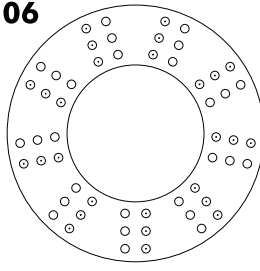
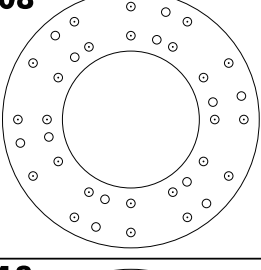
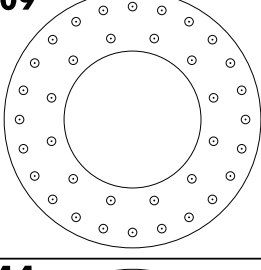
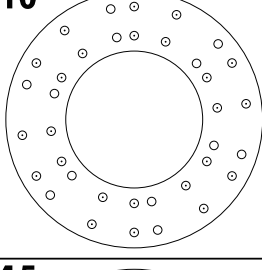
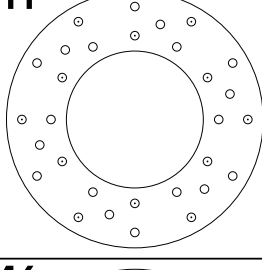
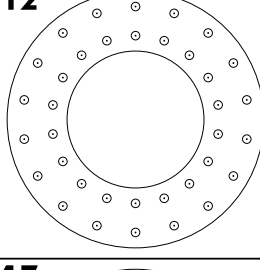
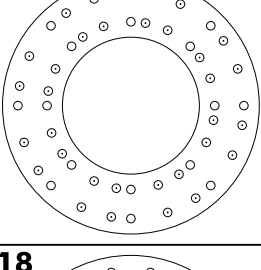
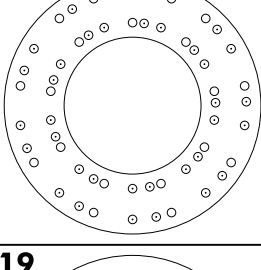
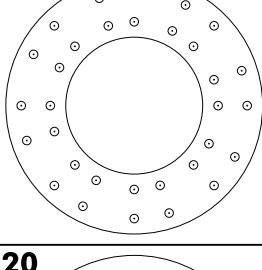
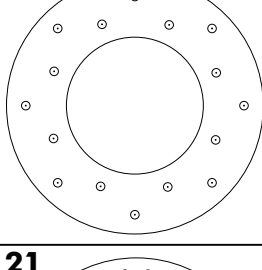
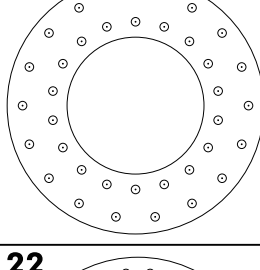
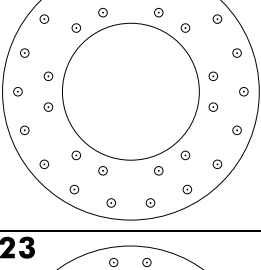
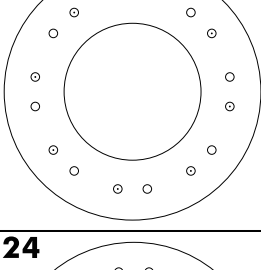
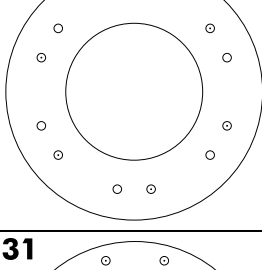
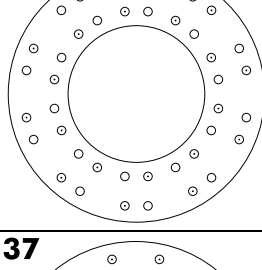
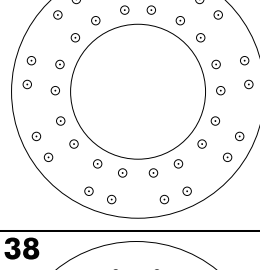
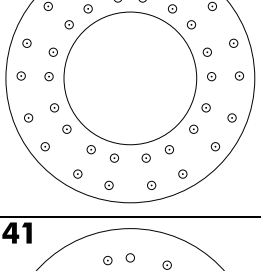
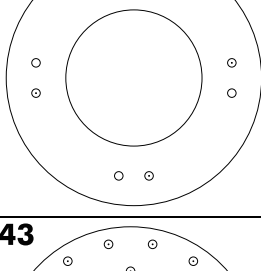
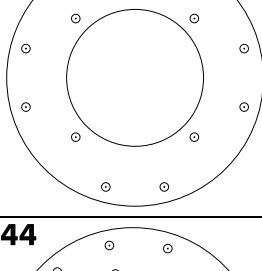
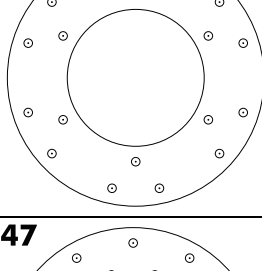
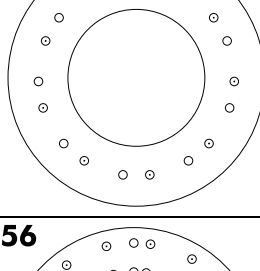
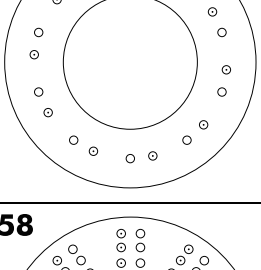
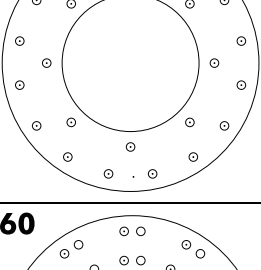
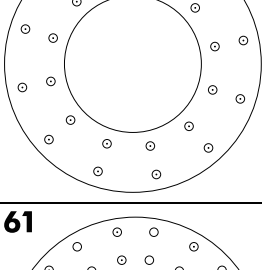
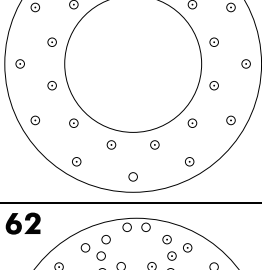
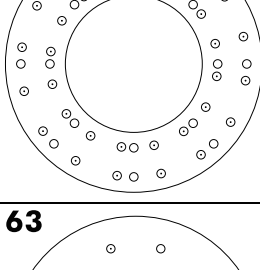
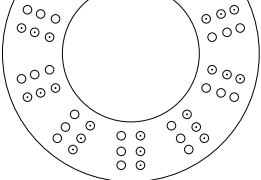
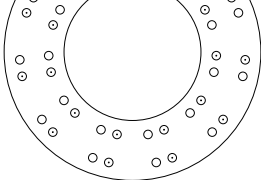
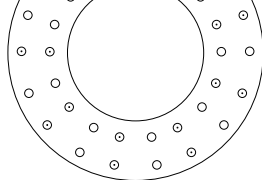
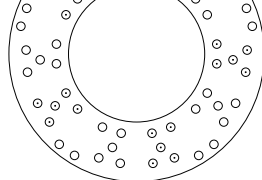
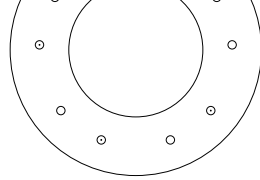
REF.:	DIMENSION - <i>DIMENSIONES</i> - mm			HOLES - <i>AGUJEROS</i>		DIAGRAM HOLES <i>DIAGRAMA DE AGUJERADO</i>
	Ø Ext.	Ø Int.	Esp.	Pas.	Esc.	
RC/844	362,0	236,5	4,20	16	32	13
RC/821	363,00	236,50	4,50	-	36	22
RC/836	365,0	220,0	4,50	20	20	5
RC/837	365,0	220,0	4,80	20	20	5
RC/838	365,0	220,0	4,50	25	35	62
RC/849	365,0	220,0	5,00	25	35	62
RC/820	365,00	195,00	4,10	16	32	13
RC/803	365,00	220,00	4,50	-	32	15
RC/784	365,00	220,00	4,90	22	22	60
RC/778	375,00	230,00	4,60	-	30	18
RC/709-X	380,0	200,0	4,00	16	32	13
RC/751-E	380,0	250,0	4,00	0	36	17
RC/709	380,00	200,00	3,50	16	32	13
RC/718	380,00	200,00	4,10	-	32	15
RC/718-S/F	380,00	200,00	4,10	-	-	-
RC/751	380,00	250,00	3,50	16	32	13
RC/830	395,0	270,0	3,50	16	32	13
RC/831	395,0	240,0	3,50	16	32	13
RC/835	395,0	240,0	4,50	18	18	61
RC/853	395,0	240,0	4,50	27	27	64
RC/859	395,0	240,0	3,50	16	32	13
RC/829	400,0	220,0	3,50	16	32	13
RC/822	400,00	250,00	3,50	16	32	13
RC/752	420,00	220,00	3,50	18	36	14
RC/752-S/F	420,00	220,00	3,50	-	-	-
RC/752 (3,8)	420,00	220,00	3,80	18	36	14
RC/726	420,00	220,00	3,85	-	36	12
F/569 S/F	420,00	220,00	3,85	-	-	-
RC/752 (4,0)	420,00	220,00	4,00	18	36	14
RC/753	420,00	220,00	4,70	18	36	14
RC/826	430,0	290,0	4,90	0	36	23
RC/841	430,0	260,0	3,80	18	36	14
RC/767	430,00	240,00	3,50	18	36	14
RC/789	430,00	240,00	4,00	18	36	14
RC/789 S/F	430,00	240,00	4,00	-	-	-
RC/823	430,00	240,00	4,30	-	36	23

**ABBREVIATIONS AND ALERTS - *ABREVIATURAS E INDICACIONES***

Ø Ext.	External Diameter - <i>Diámetro Externo</i>
Ø Int.	Internal Diameter - <i>Diámetro Interno</i>
Esp.	Thickness - <i>Espesor</i>
Pas.	Number of Holes Through - <i>Número de agujeros pasantes</i>
Esc.	Number Countersunk Holes - <i>Número de agujeros escariados</i>
S/F	No Holes - <i>Sin agujeros</i>
Ref.	Reference - <i>Referencia</i>
/ 77	Until - <i>Hasta 1977</i>
80 /	From - <i>A partir de 1980</i>
/ 07-87	Until July - <i>Hasta julio de 1987</i>
02-93 /	From February - <i>A partir de febrero de 1993</i>
82 / 94	From 1982 To 1994 - <i>De 1982 hasta 1994</i>

FRAS-LE	LONAFLEX	TERMOLITE
884	R-884	
1057-F	R-1057-F	TER-85
1095	R-1095	
1166-A	R-1166-A	TER-47
1236-C	R-1236-C	TER-54
1367		TER-1201
8026-B	R-8026-B	TER-602
RA/707	R-707	TER-49
RA/715	R-715	TER-48
RA/719	R-719	TER-50
RA/734	R-734	TER-618
RA/736	R-736	TER-43
RA/737	R-737	TER-622
RA/738	R-738	TER-607
RA/739	R-739	TER-601
RA/744	R-744	TER-605
RA/745	R-745	TER-613
RA/746	R-746	TER-52
RA/747	R-747	TER-65
RA/749	R-749	
RA/756	R-756	TER-61
RA/758	R-758	TER-76
RA/759	R-759	TER-101
RA/760	R-760	TER-625
RA/761	R-761	TER-114
RA/762	R-762	TER-620
RA/763	R-763	
RA/765	R-765	
RA/772	R-772	TER-120
RA/782	R-782	TER-192
RA/785	R-785	TER-242
RA/786	R-786	TER-333
RA/792	R-792	TER-335
RA/793	R-793	TER-71
RA/795	R-795	TER 183
RA/796	R-796	
RA/797	R-797	TER-221
RA/799	R-799	TER-256
RA/800	R-800	TER-275
RA/801	R-801	
RA/802	R-802	
RA/804	R-804	TER-135
RA/805	R-805	TER-169
RA/806	R-806	TER-243
RA/807	R-807	TER-619
RA/808	R-808	
RA/809	R-809	
RA/810	R-810	
RA/811	R-811	
RA/815	R-815	TER-110
RA/824	R-824	TER-343
RA/827	R-827	TER-332
RA/834		
RA/842	R-842	TER-419
RA/843	R-843	
RA/846	R-846	
RA/847	R-847	
RA/856	R-856	
RA/858	R-858	TER-409
RA/862		TER-346
RA/863		
RA/865		TER-421
RC/706		TER-19
RC/709		TER-07
RC/709-X		TER-245
RC/710	R-710	TER-06
RC/711		TER-24
RC/712	R-712	TER-56
RC/713	R-713	TER-95
RC/714	R-714	TER-08
RC/716	R-716	TER-13
RC/717	R-717	TER-16
RC/718		TER-23
RC/726		TER-01
RC/740	R-740	TER-51
RC/740-X	R-740-X	TER-141

FRAS-LE	LONAFLEX	TERMOLITE
RC/742		TER-25
RC/743	R-743	TER-33
RC/748		TER-45
RC/751		TER-53 / TER-116
RC/751-E		TER-129
RC/752		TER-40
RC/753		TER-44
RC/754	R-754	TER-219
RC/755		TER-109
RC/767		TER-69
RC/768	R-768	TER-86
RC/771	R-771	TER-97
RC/774	R-774	TER-67
RC/775	R-775	TER-98
RC/776	R-776	TER-239
RC/778		TER-1204
RC/784		TER-213
RC/787	R-787	TER-139
RC/788		TER-248
RC/789		TER-252
RC/790	R-790	TER-608
RC/791	R-791	TER-107
RC/798	R-798	
RC/803		TER-431
RC/812		TER-127
RC/813		TER-186
RC/814		TER-128
RC/816		TER-218
RC/817	R-817	TER-112
RC/818		TER-1208
RC/819	R-819	TER-172
RC/820		TER-258
RC/821		TER-336
RC/822		TER-257
RC/823		TER-334
RC/825		TER-225
RC/826		TER-9053
RC/828		TER-1207
RC/829		TER-265
RC/830		TER-405
RC/831		TER-417
RC/832		TER-87
RC/833	R-833	
RC/835		TER-654
RC/836		TER-576
RC/837		
RC/838		
RC/839		TER-596
RC/841		TER-678
RC/844		TER-423
RC/848	R-848	
RC/849		
RC/850		
RC/851		
RC/852		
RC/853		
RC/859		TER-498
RC/864		TER-557
RT/690		
RT/692		
RT/694		
RT/710		
RT/711	T-711	TER-140
RT/713	T-713	TER-26
RT/726	T-726	TER-603
RT/728	T-728	TER-89
RT/730-S/F	T-730-S/F	TER-604
RT/731		
RT/750		
RT/756	T-756	
RT/757	T-757	
RT/758		
RT/759	T-759	TER-88
RT/760	T-760	TER-611
RT/761	T-761	TER-612
RT/840	T-840	TER-259

<b>01</b> 	<b>02</b> 	<b>04</b> 	<b>05</b> 	<b>06</b> 
<b>08</b> 	<b>09</b> 	<b>10</b> 	<b>11</b> 	<b>12</b> 
<b>13</b> 	<b>14</b> 	<b>15</b> 	<b>16</b> 	<b>17</b> 
<b>18</b> 	<b>19</b> 	<b>20</b> 	<b>21</b> 	<b>22</b> 
<b>23</b> 	<b>24</b> 	<b>31</b> 	<b>37</b> 	<b>38</b> 
<b>41</b> 	<b>43</b> 	<b>44</b> 	<b>47</b> 	<b>56</b> 
<b>58</b> 	<b>60</b> 	<b>61</b> 	<b>62</b> 	<b>63</b> 





REF.	PZ / JG	Ø TAMBOR		WIDTH - ANCHO		THICKNESS - ESPESOR			INTERNAL DEVELOPMENT DESARROLLO INTERNO		AMOUNT OF HOLES CANTIDAD DE AGUJEROS	
		(MM)	(INCHES PULG)	(MM)	(INCHES PULG)	STD	X	XX	CORTA	LARGA	CORTA	LARGA
287	4	280	11	50,80	2	4,80	5,60	6,40	292,80	-	10	-
287-T	2+2	280	11	50,80	2	4,80 / 6,00	5,60 / 6,80	6,40 / 7,60	292,80	-	10	-
644	4	355	14	50,80	2	6,40	8,00	9,50	358,80	-	12	-
659-B	4	406	16	57,20	2 1/4	8,00	9,50	11,10	409,00	-	14	-
855-RA	4	228	9	43,00	1 5/7	4,80	5,60	6,40	210,00	-	10	-
1219-RA	2+2	280	11	50,80	2	4,80	5,60	6,40	244,30	298,30	12	12
2006-RA	2+2	280	11	50,80	2	4,80	5,60	6,40	227,80	292,80	10	10
2012-B	2+2	254	10	44,50	1 3/4	4,80	5,60	6,40	206,30	265,20	10	10
2012-BT	2+2	254	10	44,50	1 3/4	4,80 / 6,00	5,60 / 6,80	6,40 / 7,60	206,30	265,20	10	10
2032	4	381	15	101,60	4	9,50	11,10	12,70	368,70	-	14	-
2038	2+2	280	11	50,80	2	4,80	5,60	6,40	260,30	298,80	10	10
2038-T	2+2	280	11	50,80	2	4,80 / 6,00	5,60 / 6,80	6,40 / 7,60	260,30	292,80	10	10
2039	2+2	356	14	63,50	2 1/2	6,40	8,00	9,50	300,80	367,60	10	12
2042	2+2	330	13	63,50	2 1/2	6,40	8,00	9,50	309,00	340,00	12	12
2042-A	2+2	330	13	63,50	2 1/2	6,40	8,00	-	278,10	340,00	10	14
2043	2+2	330	13	57,20	2 1/4	6,40	8,00	9,50	309,00	340,00	12	12
2051-A	2+2	254	10	57,20	2 1/4	4,80	5,60	6,40	206,30	265,20	10	10
2051-AT	2+2	254	10	57,20	2 1/4	4,80 / 6,00	5,60 / 6,80	6,40 / 7,60	206,30	265,20	10	10
2053	2+2	280	11	57,20	2 1/4	4,80	5,60	6,40	260,30	292,80	10	10
2060	2+2	356	14	63,50	2 1/2	6,40	8,00	9,60	333,80	367,20	12	12
2066 S/F	2+2	254	10	63,50	2 1/2	4,80	5,60	6,40	217,10	269,60	8	10
2071	2+2	228	9	57,15	2 1/4	4,80	5,60	6,40	185,80	238,20	10	10
2072	2+2	228	9	38,10	1 1/2	4,80	5,60	6,40	185,80	238,20	10	10
2073	2+2	283	11 9/64	69,90	2 3/4	6,40	7,20	8,00	232,60	293,50	10	12
2075-T	2+2	308	12 1/8	50,80	2	6,40 / 7,50	7,20 / 8,30	8,00 / 9,10	318,00	-	10	-
2080-T	2+2	280	11	63,50	2 1/2	5,20 / 6,00	6,00 / 6,80	6,80 / 7,60	227,80	292,80	8	10
2137-RA	2+2	305	12	76,20	3	6,40	8,00	9,50	283,00	315,90	10	10
2146-T-S/F	2+2	308	12 1/8	63,50	2 1/2	4,80 / 6,40	5,60 / 7,20	6,40 / 8,00	283,00	315,90	CIEGA	-
4223-A	8	419	16 1/2	127,00	5	18,60	20,10	21,70	196,20	-	10	-
4311-B-RA	8	419	16 1/2	177,80	7	19,10	20,60	22,20	196,20	-	6	-
4311-J-RA	8	419	16 1/2	177,80	7	19,10	20,60	22,20	196,20	-	14	-
4311-RA	8	419	16 1/2	177,80	7	19,10	20,60	22,20	196,20	-	4	-
4317-G	8	419	16 1/2	152,40	6	18,60	20,10	21,70	196,20	-	10	-
4354-A	8	508	20	152,40	6	18,80	20,40	22,00	262,50	-	6	-
4375	4	438	17 1/4	101,60	4	12,70	-	-	373,30	-	10	-
4462-A	4+4	514	20 1/4	177,80	7	18,30	19,90	21,50	274,90	285,40	14	14
4480	4+4	559	22	177,80	7	18,40	20,00	21,60	299,40	328,00	14	14
4514-G	4+4	419	16 1/2	152,40	6	18,42	19,94	21,46	189,10	194,60	12	12
4515-G	4+4	419	16 1/2	177,80	7	18,42	19,94	21,46	189,10	194,60	14	14
4515-G-RA	4+4	419	16 1/2	177,80	7	18,42	19,94	21,46	189,10	194,60	14	14
4524-B	4+4	419	16 1/2	127,00	5	18,42	19,94	21,46	189,10	194,60	8	8
4524-B-RA	4+4	419	16 1/2	127,00	5	18,42	19,94	21,46	189,10	194,60	8	8
4534-A	8	508	20	152,40	6	19,00	-	-	284,00	-	6	-
4551	4+4	419	16 1/2	219,10	8 5/8	18,42	19,94	21,46	189,09	194,64	12	12
4564-A	4	381	15	114,30	4 1/2	12,70	14,30	15,90	374,80	-	14	-
4575	8	660	26	127,00	5	18,80	-	-	369,30	-	8	-
4596	4	381	15	152,40	6	12,70	14,30	15,90	375,00	-	14	-
4596-B	4	381	15	152,40	6	12,70	14,30	15,90	375,00	-	12	-
4622	8	508	20	190,50	7 1/2	18,80	20,40	22,00	262,50	-	12	-
4633-A	8	514	20 15/64	177,80	7	19,22	-	-	238,30	-	18	-
4644-A	4+4	419	16 1/2	203,20	8	18,42	19,94	21,46	189,10	194,60	16	16
4674	8	419	16 1/2	219,10	8 5/8	18,60	20,20	21,80	196,20	-	16	-
4674-RA	8	419	16 1/2	219,10	8 5/8	18,60	20,20	21,80	196,20	-	16	-
4707	4+4	419	16 1/2	177,80	7	21,40	23,00	24,60	189,09	194,64	14	14
4710	4+4	381	15	219,10	8 5/8	18,97	20,57	22,17	171,20	177,10	16	16

REF.	PZ / JG	Ø TAMBOR		WIDTH - ANCHO		THICKNESS - ESPESOR			INTERNAL DEVELOPMENT DESARROLLO INTERNO		AMOUNT OF HOLES CANTIDAD DE AGUJEROS	
		(MM)	(INCHES PULG)	(MM)	(INCHES PULG)	STD	X	XX	CORTA	LARGA	CORTA	LARGA
4715	4+4	419	16 1/2	152,40	6	21,40	23,00	24,60	189,10	194,60	12	12
4718	4+4	419	16 1/2	203,20	8	21,40	22,90	24,40	189,10	194,60	14	14
4720	4+4	419	16 1/2	127,00	5	21,40	23,00	24,60	189,10	194,60	8	8
8014	4	228	9	63,50	2 1/2	4,80	5,60	6,40	211,60	-	10	-
8017-S/F	4	185	7 9/32	30,00	1 1/6	4,00	4,80	5,60	180,70	-	CIEGA	-
8020	2+2	254	10	45,00	1 7/9	4,80	5,60	6,40	210,40	256,60	10	12
8027	4	230	9 1/16	50,00	2	4,80	5,60	6,40	229,20	-	12	-
8032-RA	4	280	11	65,00	2 5/9	4,80	5,60	6,40	269,80	-	12	-
8033-RA	2+2	280	11	50,00	2	4,80	5,60	6,40	239,20	269,80	12	12
8034-RA	2+2	228	9	30,00	1 1/6	5,00	5,50	6,00	185,50	237,80	8	10
8045	2+2	254	10	35,00	1 3/8	4,80	5,60	6,40	209,90	256,00	10	10
8049	2+2	228	9	35,00	1 3/8	4,80	5,60	6,40	185,50	237,80	8	10
8124-L	4	228	9	40,00	1 4/7	5,00	5,50	6,00	232,10	-	10	-
8124-S	4	228	9	40,00	1 4/7	5,00	5,50	6,00	179,80	-	8	-
9051	4	410	16 9/64	88,90	3 1/2	6,40	8,00	9,50	415,70	-	12	-
9052	8	419	16 1/2	127,00	5	19,00	20,60	22,20	196,20	-	4	-
9058	4	416	16 3/8	60,00	2 3/8	6,00	7,00	8,00	423,00	-	16	-
9200	2+2	406	16	80,77	3 1/6	5,20 / 10,80	6,40 / 12,70	8,00 / 14,30	402,10	413,70	16	16
9201	2+2	406	16	106,20	4 1/6	6,40 / 12,70	8,00 / 14,30	9,50 / 15,90	402,10	413,70	16	16
9202	8	360	14 11/64	152,40	6	19,00	20,60	22,20	151,70	-	8	-
9220	4	406	16	76,20	3	9,50	11,10	12,70	377,10	-	12	-
9224-S/F	2+1+1	203	8	35,00	1 3/8	4,80	5,60	6,40	140,20 / 167,30 / 196,00	-	CIEGA	-
9232	4	394	15 1/2	107,80	4 1/4	12,70	14,30	15,90	358,40	-	12	-
9233	4	394	15 1/2	152,40	6	12,70	14,30	15,90	358,40	-	12	-
9240-S/F	4	228	9	45,00	1 7/9	4,80	5,60	6,40	202,60	-	CIEGA	-
9244	4	420	16 17/32	125,00	4 8/9	12,00	13,00	14,00	397,40	-	24	-
9245	8	420	16 17/32	88,90	3 1/2	12,00	13,00	14,00	397,40	-	16	-
9251/4	8	419	16 1/2	152,40	6	19,00	20,60	22,20	195,60	-	4	-
9251/6	8	419	16 1/2	152,40	6	19,00	20,60	22,20	195,60	-	6	-
9251/8	8	419	16 1/2	152,40	6	19,00	20,60	22,20	195,60	-	8	-
9504	8	419	16 1/2	139,70	5 1/2	19,00	20,60	22,20	186,20	-	4	-
9507	8	374	14 3/4	152,40	6	19,00	20,60	22,20	161,30	-	4	-
9530	8	419	16 1/2	177,80	7	19,00	20,60	22,20	186,20	-	4	-
9532	8	394	15 1/2	200,00	7 7/8	18,92	20,52	22,12	194,00	-	12	-
9534	8	412	16 7/32	168,00	6 5/8	19,00	20,60	22,20	195,80	-	8	-
9535	8	412	16 7/32	216,00	8 1/2	19,00	20,60	22,20	192,60	-	12	-
AC/10	8	381	15	152,40	6	22,02	23,62	25,22	176,80	-	10	-
AC/10-RA	8	381	15	152,40	6	22,02	23,62	25,22	176,80	-	10	-
AC/11	8	381	15	219,10	8 5/8	22,02	23,62	25,22	176,80	-	14	-
AC/11-RA	8	381	15	219,10	8 5/8	22,02	23,62	25,22	176,80	-	14	-
AC/16	4+4	311	12 1/4	195,00	7 2/3	18,68	20,20	21,72	137,95	143,26	10	10
AC/17	4+4	419	16 1/2	177,80	7	19,00	20,60	22,20	189,09	194,64	16	16
AC/17-RA	4+4	419	16 1/2	177,80	7	19,00	20,60	22,20	189,09	194,64	16	16
AC/18	4+4	419	16 1/2	203,20	8	18,42	19,94	21,46	189,09	194,64	16	16
AC/30	4+4	419	16 1/2	177,80	7	19,10	20,60	22,20	189,10	194,60	12	12
AC/30 (18)	4+4	419	16 1/2	177,80	7	19,10	20,60	22,20	189,10	194,60	12	12
AC/30-RA	4+4	419	16 1/2	177,80	7	19,10	20,60	22,20	189,10	194,60	12	12
CA/32	4+4	419	16 1/2	203,20	8	18,42	19,94	21,46	189,10	194,60	16	16
CA/32-RA C	4+4	419	16 1/2	203,20	8	17,50	18,50	19,50	189,10	194,60	16	16
CA/33	4+4	419	16 1/2	203,20	8	21,40	22,90	24,40	189,10	194,60	16	16
CA/36	4+4	419	16 1/2	254,00		21,00	22,00	23,00	189,00	194,60	16	16
CB/37-S/F	4	254	10	50,00	2	5,00	5,50	6,00	215,20	-	CIEGA	-
CB/40	4	200	7 7/8	45,00	1 7/9	4,80	5,30	5,80	185,80	-	10	-
CB/41	4	200	7 7/8	45,00	1 7/9	4,80	5,30	5,80	152,10	-	10	-
CB/49	4	200	7 7/8	27,55	1	4,70	5,20	5,70	186,80	-	10	-

REF.	PZ / JG	Ø TAMBOR		WIDTH - ANCHO		THICKNESS - ESPESOR			INTERNAL DEVELOPMENT DESARROLLO INTERNO		AMOUNT OF HOLES CANTIDAD DE AGUJEROS	
		(MM)	(INCHES PULG)	(MM)	(INCHES PULG)	STD	X	XX	CORTA	LARGA	CORTA	LARGA
CB/51	2+2	280	11	63,50	2 1/2	4,50 / 5,80	5,00 / 6,30	-	227,80	292,80	8	10
CB/52	2+2	305	12	63,00	2 1/2	4,80 / 6,00	5,60 / 6,80	6,40 / 7,60	271,00	305,50	10	10
CB/53	8	394	15 1/2	107,95	4 1/4	18,97	20,57	22,17	178,40	-	8	-
CB/54	8	394	15 1/2	152,40	6	18,97	20,57	22,17	178,40	-	8	-
CB/55	2+2	200	7 7/8	27,55	1	4,70	5,20	5,70	179,00	193,11	10	10
F/434	1	341	13 27/64	90,00	3 5/9	6,00	-	-	168,10	-	10	-
F/508	1	341	13 27/64	90,00	3 5/9	6,00	-	-	205,30	-	10	-
FD/58	4+4	325	12 51/64	100,00	3 8/9	16,25	17,25	18,25	143,60	144,20	8	8
FD/59	4+4	325	12 51/64	120,00	4 5/7	16,25	17,25	18,25	143,60	144,20	8	8
FD/60	2+2	305	12	63,50	2 1/2	4,80	5,60	6,40	275,09	310,19	10	14
FD/61-S/F	2+2	180	7 3/32	30,00	1 1/6	3,00 / 6,00	3,50 / 6,50	4,00 / 7,00	133,50	167,00	CIEGA	-
FD/63-S/F	2+2	203	8	36,30	1 3/7	3,20 / 6,10	3,70 / 6,60	4,20 / 7,10	148,40	152,80	CIEGA	-
FD/64-S/F	2+2	180	7 3/32	30,00	1 1/6	3,00 / 5,00	3,50 / 5,50	4,00 / 6,00	133,50	167,00	CIEGA	-
FD/65	4	180	7 3/32	40,00	1 4/7	4,50	5,00	5,50	153,30	-	8	-
FD/69-S/F	2+2	228	9	55,00	2 1/6	4,00 / 6,00	5,00 / 7,00	6,00 / 8,00	209,80	213,70	CIEGA	-
FD/70	2+2	228	9	44,50	1 3/4	4,80	5,60	6,40	161,40	207,50	8	10
FD/70-L	4	228	9	44,50	1 3/4	4,80	5,60	6,40	207,50	-	10	-
FD/71	2+2	330	13	76,20	3	6,40 / 7,60	7,20 / 8,40	-	278,10	340,00	10	12
FD/72	2+2	330	13	88,90	3 1/2	6,40 / 6,80	7,20 / 7,60	8,00 / 8,40	278,10	340,00	10	12
FD/77	4+4	325	12 51/64	99,00	3 8/9	14,33	15,33	16,33	143,60	144,20	6	6
FD/78	2+2	305	12	76,20	3	4,80 / 6,40	5,60 / 7,20	6,40 / 8,00	283,31	316,29	12	14
FD/81	8	381	15	219,62	8 2/3	18,14	19,74	21,34	173,30	-	14	-
FD/83	8	381	15	101,60	4	18,14	19,74	21,30	173,30	-	8	-
FD/84	8	381	15	177,80	7	18,14	19,74	21,34	173,30	-	14	-
FD/85	8	381	15	152,40	6	18,14	19,74	21,34	173,30	-	8	-
FD/86	4+4	381	15	101,60	4	18,97	20,57	22,17	171,20	177,10	8	8
FD/87	4+4	381	15	152,40	6	18,97	20,57	22,17	171,20	177,10	12	12
FD/88	4+4	381	15	177,80	7	18,97	20,57	22,17	171,20	177,10	14	14
FI/85 - S/F	4	250	9 27/32	55,00	2 1/6	5,00	5,50	6,00	207,30	-	CIEGA	-
FI/90	4	185	7 9/32	30,00	1 1/6	5,00	5,50	6,00	174,60	-	8	-
FI/91-S/F	4	228	9	40,00	1 4/7	4,50	5,00	5,50	162,70	-	CIEGA	-
FI/119	4+4	394	15 1/2	152,40	6	20,37	21,97	23,57	171,20	177,10	12	12
LD/123- S/F	4	250	9 27/32	50,00	2	5,00	5,50	6,00	245,00	-	CIEGA	-
MB/140	8	418	16 29/64	120,00	4 5/7	15,00	16,00	17,00	213,00	-	8	-
MB/141	4+4	419	16 1/2	127,00	5	18,00	19,10	20,60	189,10	194,60	8	8
MB/141-RA	4+4	419	16 1/2	127,00	5	18,00	19,10	20,60	189,10	194,60	8	8
MB/142	4+4	419	16 1/2	152,40	6	18,00	19,10	20,60	189,10	194,60	8	8
MB/145	4+4	410	16 9/64	140,00	5 1/2	18,00	19,10	20,60	173,70	217,10	8	10
MB/146	4+4	410	16 9/64	160,00	6 2/7	18,00	19,10	20,60	173,70	217,10	8	10
MB/155	4	400	15 3/4	60,00	2 3/8	6,50	8,00	9,50	365,10	-	14	-
MB/156-S/F	4	254	10	57,20	2 1/4	4,80	5,30	5,80	230,30	-	CIEGA	-
MB/157	2+2	280	11	63,50	2 1/2	5,50 / 7,00	6,40 / 7,90	-	228,10	293,20	8	14
MB/161	8	408	16 1/16	100,00	3 8/9	10,00	11,00	12,00	213,00	-	8	-
MB/164	8	408	16 1/16	80,00	3 1/7	10,00	11,00	12,00	213,00	-	8	-
MB/176	8	408	16 1/16	120,00	4 5/7	10,00	11,00	12,00	213,00	-	8	-
MB/180	8	418	16 29/64	140,00	5 1/2	14,80	15,80	16,80	213,00	-	8	-
MB/181	8	418	16 29/64	160,00	6 2/7	14,80	15,80	16,80	213,00	-	8	-
MB/182	8	410	16 9/64	120,00	4 5/7	17,00	18,00	19,00	178,00	-	8	-
MB/183-RA	8	410	16 9/64	140,00	5 1/2	17,80	18,90	20,40	178,00	-	8	-
MB/184-RA	8	410	16 9/64	160,00	6 2/7	17,80	18,90	20,40	178,00	-	8	-
MB/185	8	410	16 9/64	180,00	7	17,00	18,00	19,00	178,00	-	8	-
MB/186-RA	2+2	300	11 13/16	98,00	3 6/7	10,00	11,00	12,00	244,30	285,90	12	14
MB/186-RA-L	8	300	11 13/16	98,00	3 6/7	10,00	11,00	12,00	285,88	-	14	-
MB/188	8	410	16 9/64	220,00	8 2/3	17,00	18,00	19,00	178,00	-	8	-

REF.	PZ / JG	Ø TAMBOR		WIDTH - ANCHO		THICKNESS - ESPESOR			INTERNAL DEVELOPMENT DESARROLLO INTERNO		AMOUNT OF HOLES CANTIDAD DE AGUJEROS	
		(MM)	(INCHES PULG)	(MM)	(INCHES PULG)	STD	X	XX	CORTA	LARGA	CORTA	LARGA
MB/190	4+4	410	16 9/64	160,00	6 2/7	17,70	18,70	19,70	173,70	217,10	8	10
MB/191	4+4	410	16 9/64	220,00	8 2/3	17,70	18,70	19,70	173,70	217,10	8	10
MB/193	2+2	300	11 13/16	122,00	4 4/5	9,70	10,20	10,70	237,00	263,90	12	14
MB/193-L	4	300	11 13/16	122,00	4 4/5	9,70	10,20	10,70	263,89	-	14	-
MB/194	8	364	14 1/3	160,00	6 2/7	20,8 / 15,5	-	-	150,00	-	8	-
MB/195	8	364	14 1/3	180,00	6 2/7	20,8 / 15,5	-	-	150,00	-	8	-
MB/255-RA	4	300	11 13/16	90,00	3 5/9	10,00	11,00	12,00	247,50	-	10	-
PG/201	4	280	11	60,00	2 3/8	4,80	5,60	6,40	269,80	-	12	12
RK/205	8	494	19 7/16	177,80	7	19,00	-	-	179,10	-	12	12
RK/206	4+4	498	19 39/64	200,00	7 7/8	15,90	-	-	233,55	233,55	16	16
RK/207	8	478	18 13/16	121,00	4 3/4	12,00	-	-	206,00	-	8	-
RN/209	4	180	7 3/32	40,00	1 4/7	5,00	5,50	6,00	143,70	-	8	-
RN/209-S/F	4	180	7 3/32	40,00	1 4/7	5,00	5,50	6,00	143,70	-	CIEGA	-
RN/210	2+2	254	10	45,00	1 7/9	4,80 / 7,00 (en el centro)	5,60 / 7,80 (en el centro)	6,40 / 8,60 (en el centro)	256,60	256,60	12	12
RN/211	4	180	7 3/32	40,00	1 4/7	5,00	5,50	6,00	155,80	-	10	-
RN/212	4	180	7 3/32	40,00	1 4/7	5,00	5,50	6,00	138,00	-	CIEGA	-
SV/223	8	413	16 1/4	178,00	7	19,00	20,60	22,20	192,60	-	12	-
SV/224	8	413	16 1/4	127,00	5	19,00	20,60	22,20	192,60	-	8	-
SV/224-RA	8	413	16 1/4	127,00	5	19,00	20,60	22,20	192,60	-	8	-
SV/226	8	413	16 1/4	203,00	8	19,00	20,60	22,20	192,60	-	12	-
SV/226-RA	8	413	16 1/4	203,00	8	19,00	20,60	22,20	192,60	-	12	-
SV/227	8	413	16 1/4	254,00	10	19,00	20,60	22,20	192,60	-	12	-
SV/228	4	413	16 1/4	127,00	5	19,00	20,00	21,00	235,00	-	8	-
SV/229	4	413	16 1/4	178,00	7	19,00	20,00	21,00	235,00	-	16	-
SV/230	4	413	16 1/4	203,00	8	19,00	20,00	21,00	235,00	-	16	-
SV/231	4	413	16 1/4	254,00	10	19,00	20,00	21,00	235,00	-	16	-
TR/311	4	356	14	50,80	2	6,40	-	-	357,60	-	12	-
TR/312	2+2	349	13 3/4	60,00	2 3/8	7,00	-	-	266,00	356,70	12	16
TR/313	4	232	9 9/64	44,50	1 3/4	4,80	-	-	232,90	-	8	-
TR/315	4	280	11	50,80	2	4,80	-	-	298,30	-	12	-
TR/316	4	330	13	63,50	2 1/2	6,40	-	-	340,00	-	12	-
TR/328	1	432	17	98,40	3 7/8	9,50	-	-	445,80	-	16	-
TR/330- S/F	1	330	13	76,20	3	6,40	-	-	135,40	-	CIEGA	-
TR/339	1	448	17 19/32	152,40	6	9,50	-	-	222,20	-	16	-
TR/348	1	413	16 1/4	63,50	2 1/2	8,40	-	-	419,10	-	18	-
TR/354	4+8	425	16 47/64	88,90	3 1/2	6,40	-	-	185,60	185,60	18	-
TR/368	1	438	17 1/4	101,60	4	10,00	-	-	438,90	-	20	-
TY/252	4	305	12	57,20	2 1/4	6,40	7,20	8,00	293,10	-	12	-
TY/254	4	305	12	75,00	3	6,40	7,20	8,00	293,10	-	12	-
W/288	4+4	394	15 1/2	152,40	6	19,00	20,60	22,20	147,00	192,00	8	10
W/289	4+4	394	15 1/2	203,20	8	19,00	20,60	22,20	147,00	192,00	9	12
W/290	4+4	394	15 1/2	254,00	10	19,00	20,60	22,20	147,00	192,00	9	12
W/296	8	410	16 9/64	125,00	4 8/9	18,20	19,70	21,20	177,20	-	8	-
W/298	8	410	16 9/64	175,00	6 8/9	18,20	19,70	21,20	177,20	-	12	-
W/299	8	410	16 9/64	200,00	7 7/8	18,20	19,70	21,20	177,20	-	12	-
W/300	8	410	16 9/64	225,50	8 7/8	18,20	19,70	21,20	177,20	-	12	-
W/303	8	410	16 9/64	173,20	6 5/6	17,86	19,11	20,36	177,15	-	14	-
W/304	8	410	16 9/64	198,20	7 4/5	17,86	19,11	20,36	177,15	-	14	-
W/306	4+4	381	15	177,80	7	18,97	20,57	22,17	171,20	177,10	14	14
W/307	4+4	381	15	219,10	8 5/8	18,97	20,57	22,17	171,20	177,10	16	16
VW/270	4	250	9 7/8	54,80	2 1/6	5,00	5,50	6,00	259,70	-	10	-
VW/271	4	250	9 7/8	44,80	1 3/4	5,00	5,50	6,00	259,70	-	10	-
VW/273	4	180	7 3/32	29,80	1 1/6	5,00	5,50	6,00	163,20	-	8	-
VW/274	4	180	7 3/32	29,80	1 1/6	5,00	5,50	6,00	130,10	-	8	-
VW/276	4	200	7 7/8	38,60	1 1/2	5,20	5,70	6,20	168,60	-	10	-

REF.:	DIMENSION - DIMENSIONES			
	WIDTH - ANCHO		THICKNESS - ESPESOR	
	Inches Pulgadas	mm	Inches Pulgadas	mm
LM/406		30,0	5/32	4,0
LM/418		30,0	3/16	4,8
LM/432		30,0	7/32	5,6
LM/451		30,0	1/4	6,4
LM/500	1 1/4	31,8	5/32	4,0
LM/511	1 1/4	31,8	3/16	4,8
LM/519	1 1/4	31,8	7/32	5,6
LM/525	1 1/4	31,8	1/4	6,4
LM/407		35,0	5/32	4,0
LM/419		35,0	3/16	4,8
LM/433		35,0	7/32	5,6
LM/452		35,0	1/4	6,4
LM/501	1 1/2	38,1	5/32	4,0
LM/512	1 1/2	38,1	3/16	4,8
LM/520	1 1/2	38,1	7/32	5,6
LM/526	1 1/2	38,1	1/4	6,4
LM/538	1 1/2	38,1	9/32	7,1
LM/540	1 1/2	38,1	5/16	7,9
LM/408		42,0	5/32	4,0
LM/420-A		42,0	3/16	4,8
LM/434-A		42,0	7/32	5,6
LM/453-A		42,0	1/4	6,4
LM/502	1 3/4	44,5	5/32	4,0
LM/513	1 3/4	44,5	3/16	4,8
LM/521	1 3/4	44,5	7/32	5,6
LM/527	1 3/4	44,5	1/4	6,4
LM/538-A	1 3/4	44,5	9/32	7,1
LM/503	2	50,8	5/32	4,0
LM/514	2	50,8	3/16	4,8
LM/522	2	50,8	7/32	5,6
LM/528	2	50,8	1/4	6,4
LM/538-B	2	50,8	9/32	7,1
LM/542	2	50,8	5/16	7,9
LM/504	2 1/4	57,2	5/32	4,0
LM/515	2 1/4	57,2	3/16	4,8
LM/523	2 1/4	57,2	7/32	5,6
LM/529	2 1/4	57,2	1/4	6,4
LM/538-C	2 1/4	57,2	9/32	7,1
LM/543	2 1/4	57,2	5/16	7,9

REF.:	DIMENSION - DIMENSIONES			
	WIDTH - ANCHO		THICKNESS - ESPESOR	
	Inches Pulgadas	mm	Inches Pulgadas	mm
LM/558	2 1/4	57,2	3/8	9,5
LM/422-B		60,0	3/16	4,8
LM/438		60,0	7/32	5,6
LM/457		60,0	1/4	6,4
LM/516	2 1/2	63,5	3/16	4,8
LM/524	2 1/2	63,5	7/32	5,6
LM/530	2 1/2	63,5	1/4	6,4
LM/538-D	2 1/2	63,5	9/32	7,1
LM/544	2 1/2	63,5	5/16	7,9
LM/559	2 1/2	63,5	3/8	9,5
LM/423		65,0	3/16	4,8
LM/439		65,0	7/32	5,6
LM/458		65,0	1/4	6,4
LM/466		65,0	9/32	7,1
LM/479		65,0	5/16	7,9
LM/545	2 3/4	69,9	5/16	7,9
LM/518	3	76,2	3/16	4,8
LM/524-B	3	76,2	7/32	5,6
LM/532	3	76,2	1/4	6,4
LM/538-E	3	76,2	9/32	7,1
LM/546	3	76,2	5/16	7,9
LM/561	3	76,2	3/8	9,5
LM/524-D	3 1/2	88,9	7/32	5,6
LM/534	3 1/2	88,9	1/4	6,4
LM/548	3 1/2	88,9	5/16	7,9
LM/563	3 1/2	88,9	3/8	9,5
LM/571-A	3 1/2	88,9	7/16	11,1
LM/524-E	4	101,6	7/32	5,6
LM/535	4	101,6	1/4	6,4
LM/549	4	101,6	5/16	7,9
LM/564	4	101,6	3/8	9,5
LM/572	4	101,6	7/16	11,1
LM/578	4	101,6	1/2	12,7
LM/566	5	127,0	3/8	9,5
LM/574	5	127,0	7/16	11,1
LM/580	5	127,0	1/2	12,7
LM/568	6	152,4	3/8	9,5
LM/575	6	152,4	7/16	11,1
LM/582	6	152,4	1/2	12,7

**OBSERVATION:**

Rolls are supplied with approximately 8 meters (26,25 feet) for thickness up to 5/16" (8mm), and approximately 5 meters (16,4 feet) for greater thicknesses.

**OBSERVACIÓN:**

Los rollos son suministrados con aproximadamente 8 metros para espesores hasta 5/16" (8mm) inclusive y con aproximadamente 5 metros para espesores mayores.

REF.:	DIMENSION - DIMENSIONES			
	WIDTH - ANCHO		THICKNESS - ESPESOR	
	Inches Pulgadas	mm	Inches Pulgadas	mm
LT/570	1	25,4	3/16	4,8
LT/700	1	25,4	7/32	5,6
LT/588	1	25,4	1/4	6,4
LT/571	1 1/4	31,8	3/16	4,8
LT/701	1 1/4	31,8	7/32	5,6
LT/589	1 1/4	31,8	1/4	6,4
LT/572	1 1/2	38,1	3/16	4,8
LT/702	1 1/2	38,1	7/32	5,6
LT/590	1 1/2	38,1	1/4	6,4
LT/573	1 3/4	44,5	3/16	4,8
LT/703	1 3/4	44,5	7/32	5,6
LT/591	1 3/4	44,5	1/4	6,4
LT/620	1 3/4	44,5	3/8	9,5
LT/574	2	50,8	3/16	4,8
LT/704	2	50,8	7/32	5,6
LT/592	2	50,8	1/4	6,4
LT/610	2	50,8	5/16	7,9
LT/620-A	2	50,8	3/8	9,5
LT/575	2 1/4	57,2	3/16	4,8
LT/705	2 1/4	57,2	7/32	5,6
LT/593	2 1/4	57,2	1/4	6,4
LT/576	2 1/2	63,5	3/16	4,8
LT/706	2 1/2	63,5	7/32	5,6
LT/594	2 1/2	63,5	1/4	6,4
LT/611	2 1/2	63,5	5/16	7,9
LT/621	2 1/2	63,5	3/8	9,5
LT/577	3	76,2	3/16	4,8
LT/595	3	76,2	1/4	6,4
LT/612	3	76,2	5/16	7,9
LT/622	3	76,2	3/8	9,5
LT/642	3	76,2	7/16	11,1
LT/661	3	76,2	1/2	12,7
LT/596	3 1/2	88,9	1/4	6,4
LT/613	3 1/2	88,9	5/16	7,9
LT/623	3 1/2	88,9	3/8	9,5
LT/643	3 1/2	88,9	7/16	11,1
LT/662	3 1/2	88,9	1/2	12,7
LT/597	4	101,6	1/4	6,4
LT/614	4	101,6	5/16	7,9
LT/624	4	101,6	3/8	9,5
LT/644	4	101,6	7/16	11,1
LT/663	4	101,6	1/2	12,7
LT/673	4	101,6	5/8	15,9

REF.:	DIMENSION - DIMENSIONES			
	WIDTH - ANCHO		THICKNESS - ESPESOR	
	Inches Pulgadas	mm	Inches Pulgadas	mm
LT/598	4 1/2	114,3	1/4	6,4
LT/615	4 1/2	114,3	5/16	7,9
LT/625	4 1/2	114,3	3/8	9,5
LT/664	4 1/2	114,3	1/2	12,7
LT/4.3/4x3/4	4 3/4	120,7	3/4	19,1
LT/599	5	127,0	1/4	6,4
LT/616	5	127,0	5/16	7,9
LT/626	5	127,0	3/8	9,5
LT/645	5	127,0	7/16	11,1
LT/665	5	127,0	1/2	12,7
LT/674	5	127,0	5/8	15,9
LT/679	5	127,0	3/4	19,1
LT/666	5 1/2	139,7	1/2	12,7
LT/600	6	152,4	1/4	6,4
LT/617	6	152,4	5/16	7,9
LT/627	6	152,4	3/8	9,5
LT/646	6	152,4	7/16	11,1
LT/667	6	152,4	1/2	12,7
LT/675	6	152,4	5/8	15,9
LT/680	6	152,4	3/4	19,1
LT/617-B	7	177,8	5/16	7,9
LT/628	7	177,8	3/8	9,5
LT/646-B	7	177,8	7/16	11,1
LT/668	7	177,8	1/2	12,7
LT/675-A	7	177,8	5/8	15,9
LT/601	8	203,2	1/4	6,4
LT/618	8	203,2	5/16	7,9
LT/629	8	203,2	3/8	9,5
LT/647	8	203,2	7/16	11,1
LT/668-A	8	203,2	1/2	12,7
LT/676	8	203,2	5/8	15,9
LT/681	8	203,2	3/4	19,1
LT/691	8	203,2	1	25,4
LT/603	10	254,0	1/4	6,4
LT/630	10	254,0	3/8	9,5
LT/669	10	254,0	1/2	12,7
LT/605	12	304,8	1/4	6,4
LT/619-A	12	304,8	5/16	7,9
LT/631	12	304,8	3/8	9,5
LT/670	12	304,8	1/2	12,7
LT/677	12	304,8	5/8	15,9
LT/651	13	330,2	7/16	11,1

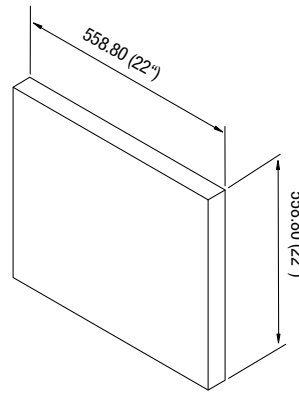
**OBSERVATION:**

Linings are supplied rectified (ground on both sides), outer and inner.  
Rolls are approximately 10 meters (32,81 feet).

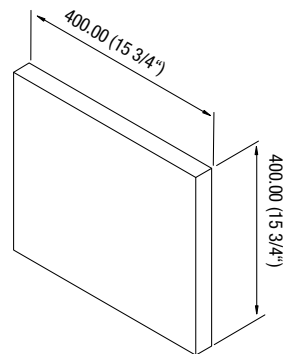
**OBSERVACIÓN:**

Los rollos son suministrados rectificadas en la parte interna y externa,  
con un largo de aproximadamente 10 metros.

REF.:	THICKNESS - ESPESOR	
	Inches Pulgadas	mm
PU/904	3/16	4,80
PU/906	1/4	6,40
PU/908	5/16	8,00
PU/910	3/8	9,50
PU/912	7/16	11,10
PU/914	1/2	12,70
PU/915	9/16	14,30
PU/916	5/8	15,90
PU/919	13/16	20,60
PU/920	7/8	22,20
PU/921	15/16	23,80
PU/922	1	25,40
PU/925	1 3/16	30,20
PU/928	1 3/8	35,00
PU/932	1 5/8	41,30

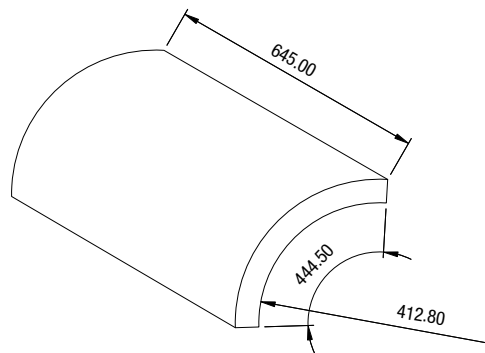


REF.:	THICKNESS - ESPESOR	
	Inches Pulgadas	mm
PU/976	5/16	8,00
PU/978	3/8	9,50
PU/980	7/16	11,10
PU/982	1/2	12,70
PU/984	9/16	14,30
PU/986	5/8	15,90
PU/990	3/4	19,00



**Flexible Molded Slabs - *Tejas Moldeadas Flexibles***

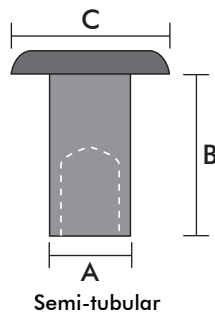
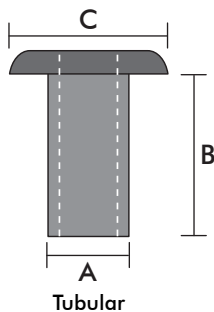
REF.:	THICKNESS - ESPESOR	
	Inches Pulgadas	mm
TF/11	3/16	4,8
TF/22	1/4	6,4
TF/33	5/16	7,9
TF/44	3/8	9,5
TF/55	7/16	11,1
TF/66	1/2	12,7
TF/77	9/16	14,3
TF/88	5/8	15,9
TF/99	3/4	19,1
TF/100	7/8	22,2



**Oil Blocks - *Tacos Petroleros***

REF.:	DIAMETER DIAMETRO		WIDTH - ANCHO		INTERNAL DEVELOPMENT DESARROLLO INTERNO		THICKNESS - ESPESOR		APPLICATION APLICACIÓN	AMOUNT OF TACOS CANTIDAD DE TACOS
	Inches Pulgadas	mm.	Inches Pulgadas	mm.	Inches Pulgadas	mm.	Inches Pulgadas	mm.		
F/550-S/F	42	1066,80	8	203,20	12	304,80	1	25,40	CARWELL 500	20
F/628-S/F	44	1117,60	8	203,20	12	304,80	1	25,40	IDECO 525 / H440	20
F/700-S/F	50	1270,00	10	254,00	12	304,80	1 1/4	31,75	NATIONAL 110	20
F/743-S/F	46	1168,40	12	304,80	9	228,60	1 1/8	28,58	GANDER DENVER 700/ 800	20
F/738-S/F	38	965,20	8	203,20	11	279,40	1	25,40	IDECO H30	18
F/739-S/F	40	1016,00	10	254,00	11	279,40	1	25,40	KB 200	20
F/740-S/F	44	1117,60	9	228,60	10	254,00	1	25,40	KB 210	24
F/741-S/F	44	1117,60	10	254,00	12	304,80	1 1/8	28,58	U-36	20
F/742-S/F	46	1168,40	12	304,80	12	304,80	1 1/8	28,58	I.R 1200	24
F/744-S/F	36	914,40	8	203,20	11	279,40	1	25,40	KB 150	18

Standard Norma	Type/Tipo	Dimensions / Dimensiones (mm)			Dimensions / Dimensiones (inches/pulgadas)		
		A	B	C	A	B	C
SAE	4 - 3	3.6	4.8	8.0	9/64	3/16	5/16
	4 - 4	3.6	6.4	8.0	9/64	1/4	5/16
	4 - 5	3.6	8.0	8.0	9/64	5/16	5/16
	4 - 6	3.6	9.5	8.0	9/64	3/8	5/16
	4 - 7	3.6	11.0	8.0	9/64	7/16	5/16
	5 - 4	3.6	6.4	9.5	9/64	1/4	3/8
	5 - 5	3.6	8.0	9.5	9/64	5/16	3/8
	5 - 6	3.6	9.5	9.5	9/64	3/8	3/8
	5 - 7	3.6	11.0	9.5	9/64	7/16	3/8
	6 - 16	6.0	16.0	16.0		5/8	5/8
	7 - 3	4.8	4.8	9.5	3/16	3/16	3/8
	7 - 4	4.8	6.4	9.5	3/16	1/4	3/8
	7 - 5	4.8	8.0	9.5	3/16	5/16	3/8
	7 - 6	4.8	9.5	9.5	3/16	3/8	3/8
	7 - 7	4.8	11.0	9.5	3/16	7/16	3/8
	7 - 8	4.8	13.0	9.5	3/16	1/2	3/8
	7 - 10	4.8	16.0	9.5	3/16	5/8	3/8
	7 - 12	4.8	19.0	9.5	3/16	3/4	3/8
	8 - 8	4.8	13.0	13.0	3/16	1/2	1/2
	8 - 10	4.8	16.0	13.0	3/16	5/8	1/2
	8 - 12	4.8	19.0	13.0	3/16	3/4	1/2
	8 - 14	4.8	22.0	13.0	3/16	7/8	1/2
	8 - 16	4.8	25.0	13.0	3/16	1	1/2
	10 - 6	6.4	9.5	13.0	1/4	3/8	1/2
	10 - 8	6.4	13.0	13.0	1/4	1/2	1/2
	10 - 10	6.4	16.0	13.0	1/4	5/8	1/2
	10 - 12	6.4	19.0	13.0	1/4	3/4	1/2
	10 - 14	6.4	22.0	13.0	1/4	7/8	1/2
	10 - 16	6.4	25.0	13.0	1/4	1	1/2
	11 - 5	4.0	8.0	8.0	5/32	5/16	5/16
13 - 10	8.0	16.0	16.0	5/16	5/8	5/8	
13 - 12	8.0	19.0	16.0	5/16	3/4	5/8	
13 - 14	8.0	22.0	14.0	5/16	7/8	9/16	
13 - 16	8.0	25.0	14.0	5/16	1	9/16	
DIN	8 x 15	8.0	15.0	16.0			
	8 x 16	8.0	16.0	16.0			
	8 x 18	8.0	18.0	16.0			
	8 x 20	8.0	20.0	16.0			
	8 x 22	8.0	22.0	16.0			
VOLVO		6.2	19.0	12.5			



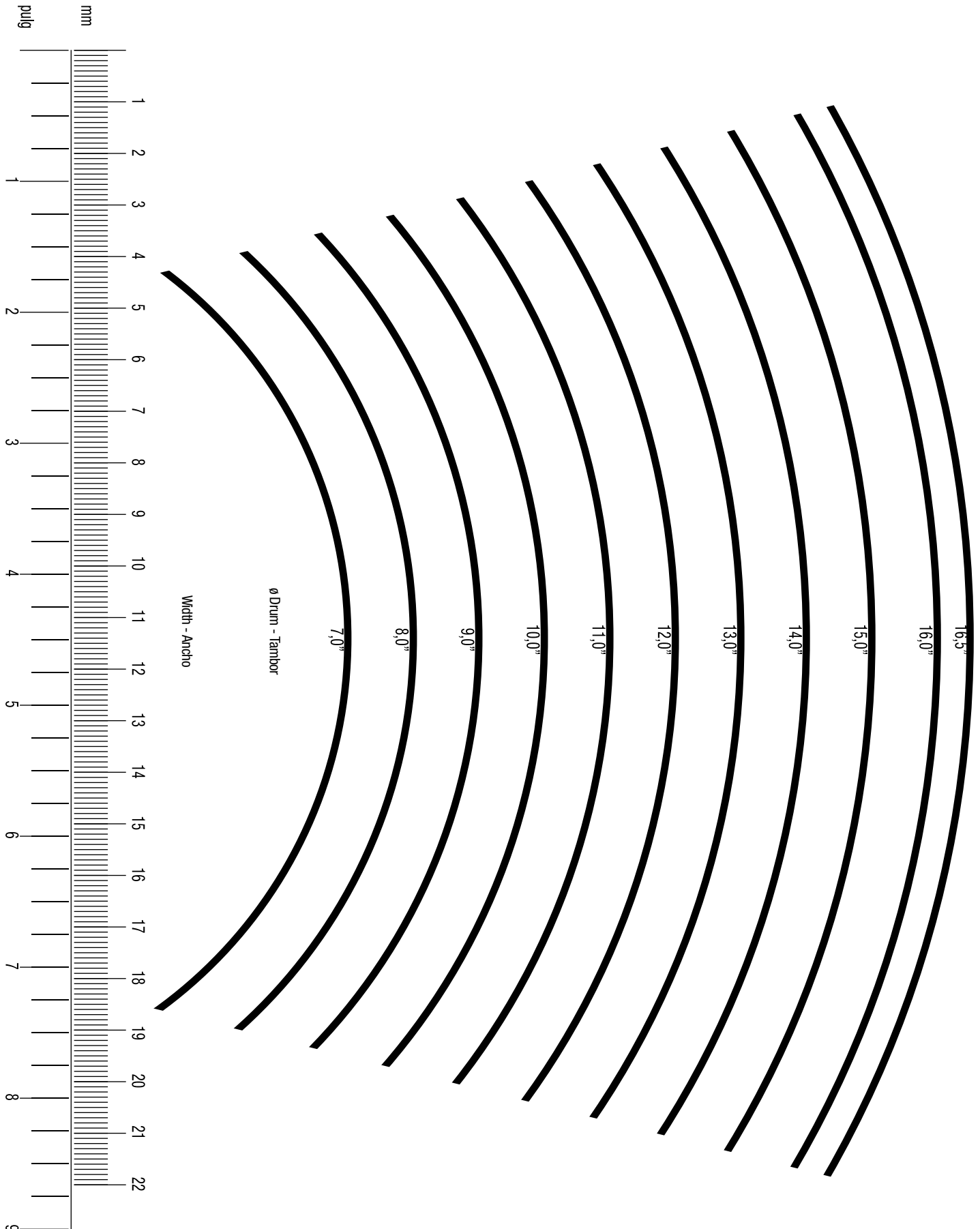
A =	Shank diameter / <i>Diámetro del cuerpo</i>
B =	Length / <i>Largo del cuerpo</i>
C =	Head diameter / <i>Diámetro de la cabeza</i>

Fras-le recommends the utilization of tubular or semi-tubular rivets, either of brass or brass-plated steel. The recommended riveting force for rivets with diameter between 6mm and 8mm is 2400kgf +/- 100kgf.

*Fras-le recomienda la utilización de remache tubular o semitubular, de latón o de acero latonado. La fuerza de remachado recomendada para remaches de diámetro entre 6mm y 8mm es de 2400kgf +/- 100kgf.*



- 1 - Find the brake drum diameter positioned on the arches. - *Encuentre el diámetro del tambor posicionando la fricción sobre los arcos.*
- 2 - Determine the width of the friction on the graduated rule - *Determine el ancho de la fricción sobre la regla graduada.*
- 3 - To find the reference the friction with the measures found refer to the section: Blocks and Linings Brake dimensions - *Para encontrar la referencia de la fricción con las medidas encontradas, remítase a la sección "Dimensiones de Bloques y Fricciones para Freno".*





Proving Grounds  
Campo de Pruebas



Head Office - Main Manufacturing Facility - Caxias do Sul - Brazil  
Planta Industrial - Caxias do Sul - Rio Grande do Sul - Brasil

**FRAS-LE ARGENTINA**  
Calle 109 (ex 1º de Agosto), 2755  
B1650NH - San Martín  
Provincia de Buenos Aires - Argentina  
Tel.: (+ 54 11) 4752 8500  
Fax: (+ 54 11) 4754 0911  
ventas@fras-le.com.ar

**FRAS-LE ANDINA**  
Calle Andrés de Bueñalida 69  
Oficina 701  
Providencia - Santiago - Chile  
Tel.: (+ 56 2) 334 9349  
Fax: (+ 56 2) 231 6281  
frasandina@fras-le.com

**FRAS-LE NORTH AMERICA**  
Office  
37728 Hills Tech Drive  
Farmington Hills - Michigan  
48331 - USA  
Tel.: (+ 1 248) 592 5000  
Fax: (+ 1 248) 592 5001  
fras-lenorthamerica@fras-le.com

**Alabama Manufacturing Facility**  
103 Echlin Boulevard  
Prattville, Alabama  
36067 - USA  
Tel.: (+ 1 334) 358 5775  
Fax: (+ 1 334) 365 8483

**FRAS-LE EUROPE**  
Wiesmannstrasse 46 - Building C 0  
45881 - Gelsenkirchen - Germany  
Tel.: (+ 49 209) 386 240  
Fax: (+ 49 209) 386 2415  
fleu@fras-le.com

**FRAS-LE MEXICO**  
Av. Universidad, No. 989  
Primer Piso, Oficina 103  
Col. Del Valle - Delegación Benito Juárez  
03100 - México, D.F. - México  
Tel.: (+ 52 55) 5524 1896  
Fax: (+ 52 55) 5524 1899  
fras-lemexico@fras-le.com

**FRAS-LE ASIA**  
Pinghu Manufacturing Facility  
Plant #1, West Xinping 1st Rd, North  
Hongjian Rd  
Pinghu Economic Development Zone  
Zhejiang Prov.  
314200  
P.R. China  
Tel.: (+ 86 573) 8529 0700  
Fax: (+ 86 573) 8529 0720  
fras-leasia@fras-le.com

**FRAS-LE AUTOMOTIVE**  
(Operated by Randon  
Automotive (PTY) Ltd)  
Regent Hill Office Park cnr Turley & Leslie Rd.  
Block "C" Office 3B - Lonehill - 2062  
P O Box 4950 Rivonia 2128  
Johannesburg - South Africa  
Tel.: (+ 27 11) 465 0734 / (+ 27 11) 465 8153  
Fax: (+ 27 11) 467 1476  
fras-leautomotive@fras-le.com

**FRAS-LE MIDDLE EAST**  
(Operated by Randon Middle East)  
P.O. Box 261416 Lob 13, 1st Floor, No. 28  
Jebel Ali Free Zone Dubai - U.A.E.  
Tel.: (+ 971) 4 8810344  
Fax: (+ 971) 4 8810355  
fras-leme@fras-le.com



[www.fras-le.com](http://www.fras-le.com)



Alabama Manufacturing Facility - United States  
Planta Industrial - Alabama - Estados Unidos

Pinghu Manufacturing Facility - China  
Planta Industrial - Pinghu - China

-   
**International Operations**  
**Operaciones Internacionales**
-   
**Manufacturing Facilities**  
**Parque Industrial**
-   
**Customers**  
**Clientes**



Head Office - Main Manufacturing Facility  
RS 122 - Km 66, nº 10945 - Forqueta - 95115-550 - Caxias do Sul - RS - Brazil - Tel.: (+55 54) 3289.1000 - Fax: (+55 54) 3289.1921 - export@fras-le.com

